

Business Operations and Partnerships Department

Director of Business Operations & Partnerships: Louise Pringle

Council Headquarters, Eastwood Park, Giffnock, East Renfrewshire, G46 6UG

Phone: 0141 577 3000 Fax: 0141 577 3129

website: www.eastrenfrewshire.gov.uk

Date: 6 September 2024

When calling please ask for: John Burke (Tel. No 0141-577-3026)

e-mail: john.burke@eastrenfrewshire.gov.uk

TO: Councillors O O'Donnell (Chair); A Anderson (Vice Chair); C Bamforth; D Devlin; K Pragnell; and G Wallace.

CABINET (POLICE & FIRE)

A meeting of the Cabinet (Police and Fire) will be held in the Council Chamber, Council Headquarters, Eastwood Park, Giffnock on **Thursday, 12 September 2024 at 10.00am.**

The agenda of business is as shown below.

Louise Pringle

L PRINGLE

DIRECTOR OF BUSINESS OPERATIONS & PARTNERSHIPS

AGENDA

1. **Report apologies for absence.**
2. **Declarations of Interest.**
3. **Police Scotland - Performance Report for the First Quarter of 2024/25 - Report by Divisional Commander (copy attached, pages 3 – 4).**
4. **Scottish Fire and Rescue Service (SFRS) - Performance Report for the First Quarter of 2024/25 – Report by Group Commander (copy attached, pages 5 – 14).**

This document can be explained to you in other languages and can be provided in alternative formats such as large print and Braille. For further information, please contact Customer First on 0141 577 3001 or email customerservices@eastrenfrewshire.gov.uk

A recording of the meeting will also be available following the meeting on the Council's YouTube Channel <https://www.youtube.com/user/eastrenfrewshire/videos>

BLANK PAGE

Keeping People Safe³ in East Renfrewshire

Introduction



As Local Police Commander for East Renfrewshire, I am pleased to provide this report which relates to our performance and policing priorities for Q1 of the financial year 2024-25. The information contained within this report allows us to provide an overview of the impacts on policing and how we have performed during this first quarter.

As we review the first quarter of this reporting period, we will see there have been many positive

outcomes and results. It is also clear the complexities of modern-day policing and the demands on our organisation are significant. It is therefore important that we identify and target the areas of greatest threat, risk and harm to our communities.

Our strong relationships and connections with the different and vibrant communities across East Renfrewshire ensures we understand the priorities of the people we serve. The positive links with elected members and partners including East Renfrewshire Council and the Scottish Fire and Rescue Service are also critical in identifying priorities and in delivering a whole system and sustainable approach.

Public Protection

The total number of Sexual Crimes recorded for this quarter are 41, this is an increase of 10 compared to the same period last year. We have successfully detected 37% of sexual crimes during this quarter.

Significant work has taken place nationally and locally around raising awareness and encouraging the reporting of sexual offences, this includes the reporting non-recent offences which often uncover a series of crimes. Work has also been carried out around highlighting the increased significance of distress evidence for corroborating serious sexual offending. All of these factors contribute to an increase in reporting and submissions to the courts.



Local Policing Priority: Crime (Sexual Offences)

This year we have recorded a 5% increase in domestic incidents reported to the police. Over this reporting period a third of all domestic abuse incidents attended by the police in East Renfrewshire have resulted in a crime being recorded.

The 52 criminal incidents have resulted in 85 offences being recorded. With the support of our Domestic Abuse Investigation Unit and Safeguarding Team we have supported victims and successfully detected 64% of domestic offences during this period. We all have a part to play in eradicating domestic abuse from society and I thank our partners for their support.

East Renfrewshire

Local Police Plan (2023-2026)

Quarterly Report (2024-25 Q1: April to June 2024)

Acquisitive Crime

The success of East Renfrewshire as a destination to live, work and play can attract criminals' intent on carrying out acquisitive crime. We have a strong focus on this crime area and along with the community we remain vigilant to react to any increase in offences.

I am pleased to report that for the first quarter of this year Housebreakings are at the lowest level they have been for 5 years. There were 11 Housebreakings this quarter which is over 50% lower than for the same period last year.

We have also successfully maintained last year's impressive 21% decrease in Motor Vehicle Crime with 22 offences being recorded over the 3 month period of this quarter. We will continue to focus our resources to deter, disrupt and detect criminal activity in this area.

Local Policing Priority: Crime (Crimes of Dishonesty)

Fairer East Ren Plan: Reducing social isolation, loneliness & increasing safety

Overall Crimes of Dishonesty are down 8% compared to last year, we are not complacent and are acutely aware that this crime type still has a negative impact on an individual's ability to feel safe and secure. We continue to promote positive messaging in relation to the decrease in this crime type through our community engagement at community council meetings.

Whilst common theft is down 20% on last year, Theft by Shoplifting continues to increase nationally. There were 75 Theft by Shoplifting offences recorded in East Renfrewshire for this quarter, which is up from 56 for the same period last year. We are working with retailers to promote best practice and to offer advice and guidance in relation to securing stock and premises.

Whilst Fraud offences continue to increase across other areas of Scotland, I am happy to report that East Renfrewshire has seen a 28% decrease in Frauds for the first quarter of this year compared to last year. This equates to 37 offences compared with 51 for the same period last year.

Drug Dealing & Use

Local Policing Priority: Crime (Drug Supply & Manufacture)

Fairer East Ren Plan: Reducing social isolation, loneliness & increasing safety

We continue to pursue those who target vulnerable members in our communities through the supply of drugs. In this quarter 6 offences have been successfully recorded in relation to the supply of drugs which is 50% higher than the same period last year. We have also recorded a 17% increase in offences relating to the possession of drugs with 35 recorded for this quarter. Where vulnerable individuals are identified we signpost them to support agencies and partners for help and advice.

Violent Crime

Local Policing Priority: Crime (Violent Crime; Disorder & Antisocial behaviour)
Fairer East Ren Plan: Reducing social isolation, loneliness & increasing safety

I am pleased to report that Non-Sexual Crimes of Violence are 8% lower than the same period last year with 136 offences recorded. Compared to last year Serious Assaults are down from 8 to 5. We have also successfully detected an accused in each case of Serious Assault.

Offences within the category of Robbery (including assault with intent to rob) have dropped from 7 to 4 for the first quarter with 2 of these offences being successfully detected. Common Assaults have increased slightly from 98 to 109 for this reporting period. We have successfully detected 65% of Common Assault and importantly we have not identified any significant trends or vulnerable group.



Anti-social behaviour & Disorder

Last year saw the lowest number of complaints regarding disorder recorded in the last 5 years. For this reporting period there have been 483 complaints regarding disorder, this is the same number as last year and in line with the 3 year average.

Our multi-agency strategic and tactical groups established last year to tackle antisocial behaviour and disorder continue to evolve and are actively looking at areas of best practice within restorative justice and community engagement to widen our impact.

Our officers also continue to monitor and review trends or areas of concern and are proactively targeting hotspots relating to antisocial behaviour which has seen the number of targeted stop searches increase from 76 to 127 for this period.



Local Policing Priority—Crime (Disorder & Antisocial behaviour)

Fairer East Ren Plan—Reducing social isolation, loneliness & increasing safety

I am happy to report that the innovative work carried out last year with East Renfrewshire Council and the Scottish Fire and Rescue Service (SFRS) to tackle criminal damage and reckless behaviour has delivered noticeable results. The 'Fire Outreach Programme' lead by SFRS alongside the numerous proactive interventions carried out by all involved has supported this approach.

The success in addressing Fireraisings shown in the final quarter of 2023/24 has been replicated again in the first quarter of 2024/25. There has been a 67% decrease in Fireraising offence compared to last year bringing the total to 5 for this quarter.

There were 109 Vandalisms recorded over this quarter which is a reduction of 8% compared to the same period last year. The work carried out last year to slowdown the rate of Culpable and Reckless Conduct offences has now delivered a significant reduction in offences. There have been 6 offences recorded which is down from 14 for the same period last year.

Please be aware that the data provided in this report is for information purposes to allow Board Members to conduct their scrutiny responsibilities.

Due to year end reconciliation processes it is not appropriate that the figures referred to in the report are used as official statistics.

CRIME

Our Area of Focus: Violent Crime

In April, an 18 year old male was seriously assaulted by a glass bottle within an open space in Newton Mearns. Police conducted enquiries and arrested two 18 year old males in relation to this offence. The two males were charged to appear at court at a later date.

In June Police were contacted to attend an ongoing disturbance within a public park in East Renfrewshire with concerns for a male in possession of a knife. specially trained Taser officers were deployed immediately to the scene with a 35 year old male being arrested and found in possession of a knife. The male was charged with multiple offences and held in Police custody for court.

During this quarter, officers were called to an ongoing disturbance on a street in Barrhead. Reports were received of a 49 year old male who was causing fear and alarm in the community whilst in possession of an axe. Response Police attended promptly tracing the male offender nearby, he was arrested and charged with various offences and held for court the next day.

Our Area of Focus: Drug Supply and Manufacture

We rely on our communities for information surrounding drugs misuse and supply. Local officers maintain good relationship with their communities and partners to tackle the harms and concerns caused by controlled drugs.

Our local problem solving team continue to proactively tackle drug misuse and harm in our communities. In April of this quarter acting on intelligence, our officers conducted a property search under warrant in the Neilston area. The 26 year old male householder was arrested and charged for being in possession of controlled drugs with intent to supply. In June officers were carrying out proactive patrols in the Eaglesham area, during this time a 48 year old female was found in possession of a class A controlled drug. The female was cautioned, charged and reported to the courts.

Our Area of Focus: Crimes of Dishonesty

Criminals continue to develop and devise ever changing methods to commit fraud. Recent crime trends suggest offenders are utilising telephony to impersonate persons in positions of trust.

During this period victims aged 75, 78 and 86 were defrauded of a sum totalling £28,000. Extensive enquiries were carried out by local Police and our Criminal Investigation Department resulting in an 18 year old male being charged with multiple fraud related offences across multiple policing divisions.

During this quarter local officers were within the community with our "scam van" to provide reassurance and advice to local residents on how to protect themselves against scammers.

PROTECTING VULNERABLE PEOPLE

Our Area of Focus: Vulnerable Road Users

Keeping all road users safe remains a top priority. Officers have communicated and engaged with the public to improve driver behaviour, creating safer roads for our communities and using enforcement as a proportionate measure.

In April of this quarter, near to Busby, a 25 year old male cyclist was knocked from his pedal cycle by a 91 year old motorist. Police attended resulting in the driver of the vehicle being charged with careless driving and the circumstances reported to the courts.

During this quarter local officers conducted a day of action surrounding Police Scotland's Operation Close Pass. This operation helps to remind road users of the importance of leaving sufficient space whilst passing cyclists. During this day of action we positively engaged with road users and members of the public.

In May officers were alerted to concerns for a female's manner of driving in the Neilston Area. Police attended and carried out an area check, locating the vehicle and driver. A 39 year old female was found to be under the influence of alcohol whilst driving. She was arrested and conveyed to Police custody to appear at court at a later date.

Our Areas of Focus: Domestic Abuse— Adult Protection—Child Protection

Tackling domestic violence and ensuring domestic survivors have the confidence to come forward remains a local and national priority.

In April of this quarter Police were alerted to an ongoing domestic incident in Eaglesham. A 46 year old female was subject to a torrent of verbal and physical abuse from her 32 year old male partner within the family home. Police attended with the male perpetrator being arrested and charged with multiple offences. He was held to appear at court the next lawful day.

Police Scotland remain vigilant when enforcing bail conditions set by the courts and will routinely engage with domestic abuse survivors and perpetrators to ensure conditions are being met. In May of this quarter Police were alerted by a partner agency to a suspected breach of domestic bail. Police acted quickly resulting in a 65 year old male being arrested and charged for breaching domestic bail conditions. He was held to appear at court the next lawful day.

Our Areas of Focus: Young People

In this quarter our campus officers have continued to support and engage with young persons within the school environment. Our campus Police officers have carried out school inputs regarding a wide range of topics including staying safe online, alcohol and drug misuse, anti-social behaviour and vaping. Our campus officers form strong bonds within the school environment and regularly support younger children within primary school for their transition to secondary schooling.

Throughout this quarter we have engaged with partners within the Community Alcohol Partnership to inform parents and young people surrounding risks and dangers of alcohol consumption by minors. In April we attended at several public spaces distributing information booklets and advice to parents of teenagers, helping to provide assistance on how to engage with teenagers regarding these risks.



CONCLUSION

As the Local Policing Commander for East Renfrewshire, I am pleased to present the Cabinet Report for the 1st Quarter of the year 2024/25.

As outlined in this Cabinet Report, we have seen success in reducing incidents and offences across many areas. Our multi-agency partnership approach in tackling issues in East Renfrewshire has delivered positive outcomes. We will continue to work with others to monitor and adapt our approach in order to build on the positive impact seen to date.

Thank you for your continued support.

Chief Superintendent Lynn Ratcliff
Divisional Commander



**East Renfrewshire Performance Report
1st April 2024 to 30th June 2024**



SCOTTISH
FIRE AND RESCUE SERVICE
Working together for a safer Scotland

**Working together
for a safer Scotland**

East Renfrewshire Performance Report

Table of Contents

Local Fire and Rescue Service Plan Priorities	3
East Renfrewshire Activity Summary	4
Domestic Safety - Accidental Dwelling Fires	5
Domestic Safety - Accidental Dwelling Fire Casualties	6
Unintentional Injury and Harm	7
Deliberate Fire Setting	8
Non-Domestic Fire Safety	9
Unwanted Fire Alarm Signals	10

Local Fire and Rescue Service⁷ Plan Priorities

The Local Fire and Rescue Service Plan has been developed to set out the priorities and objectives within East Renfrewshire and allows our local authority partners to scrutinise the performance outcomes of these priorities. We will continue to work closely with our partners in East Renfrewshire to ensure we are all “**Working Together for a Safer Scotland**” through targeting risks to our communities at a local level.

The plan has been developed to complement key partnership activity embedded across East Renfrewshire Community Plan and associated Delivery and Thematic plans. Through partnership working we will seek to deliver continuous improvement in our performance and effective service delivery in our area of operations.

The Local Fire and Rescue Plan for East Renfrewshire identified six areas for demand reduction and is subject to regular monitoring and reporting through the Police / Fire and Rescue Committee. A summary of the priorities and current activity is detailed below with further detail and analysis contained within this performance report.

	Accidental Dwelling Fires	Accidental Dwelling Fire Casualties	Unintentional Injury and Harm	Deliberate Fire Setting	Non-Domestic Fire Safety	Unwanted Fire Alarm Signals
Barrhead, Liboside & Uplawmoor	4	1	3	15	0	6
Clarkston, Netherlee & Williamwood	1	0	1	3	1	3
Giffnock & Thornliebank	2	1	1	7	1	6
Newton Mearns North & Neilston	0	0	0	14	1	3
Newton Mearns South & Eaglesham	1	0	0	4	1	4

Total Incidents	8	2	5	43	4	22
Year on Year Change	-38%	100%	-50%	-42%	100%	-65%
3 Year Average Change	-7%	67%	-14%	-28%	-15%	-23%

About the statistics within this report

The activity totals and other statistics quoted within this report are published in the interests of transparency and openness. They are provisional in nature and subject to change as a result of ongoing quality assurance and review. Because all statistics quoted are provisional there may be a difference in the period totals quoted in our reports after local publication which result from revisions or additions to the data in our systems. The Scottish Government publishes official statistics each year which allow for comparisons to be made over longer periods of time.

Activity levels have reduced by more than 5%

Activity levels have reduced by up to 5%

Activity levels have increased overall

East Renfrewshire Activity Summary ⁸



fires
primary &
secondary



special
services



false
alarms



248
total number of
incidents



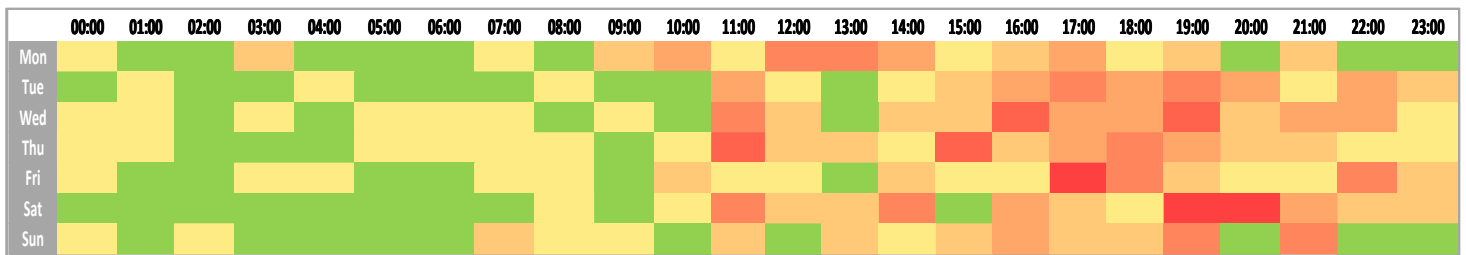
7
fire & non-fire
casualties




£43,340
economic cost of
ufas incidents

*data above is year on year change

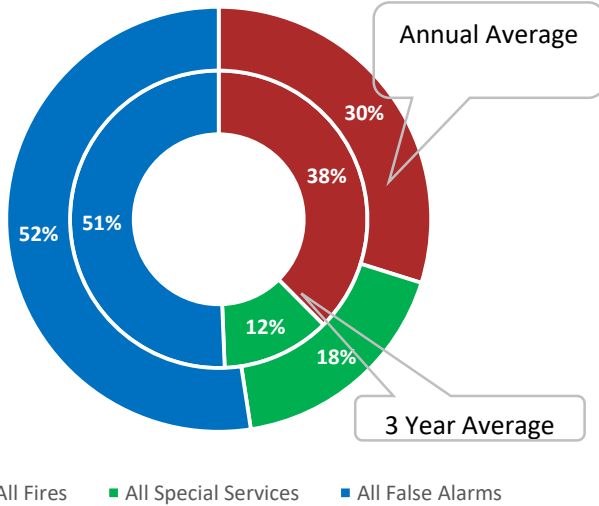
Activity by Time of Day



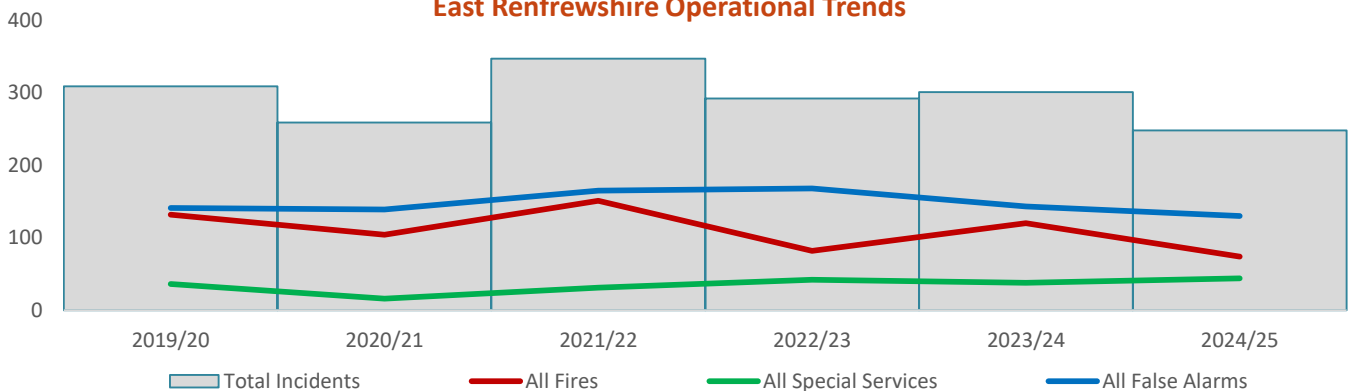
Top 15 Incidents Types by %



Incidents by Classification



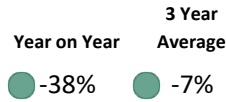
East Renfrewshire Operational Trends



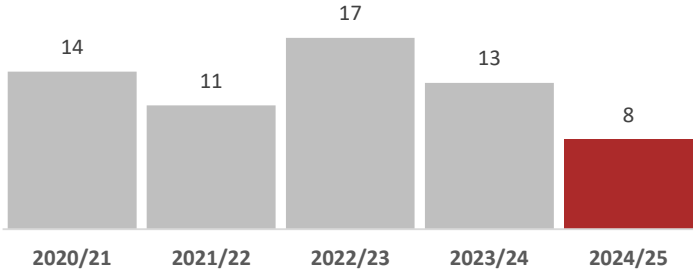
Domestic Safety - Accidental Dwelling Fires



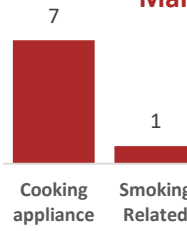
Performance Summary



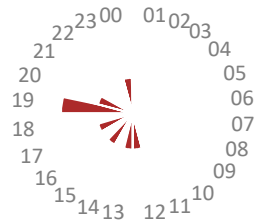
Accidental Dwelling Fires



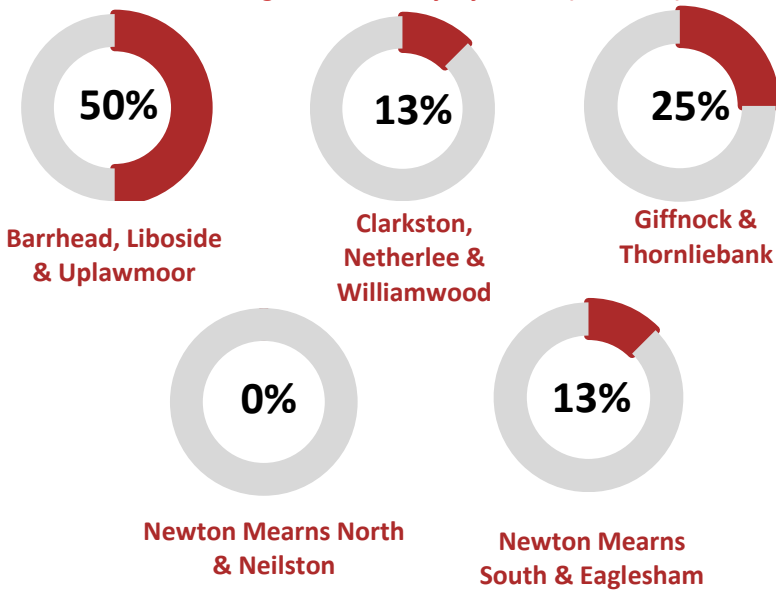
Main Source of Ignition



Accidental Dwelling Fires by



Accidental Dwelling Fires Activity by Ward (% share)



Severity of Accidental Dwelling



No Firefighting Action
25%



Direct Firefighting
13%



No Heat/Smoke Damage
63%



No Fire
13%

Human Factors



Distraction
50%



Alcohol/Drug Impairment
0%

Automatic Detection &



Detection Present
100%



Calls Made via
50%



Detection Actuated
100%

It is positive to note a significant decrease of 38% on the year on year indicator as well as a decrease of 7% within the 3 year average. Cooking is again the main contributor, accounting for over 90% of the activity. However, it is encouraging to note that detection was present and actuated in all of them thus, providing early warning.

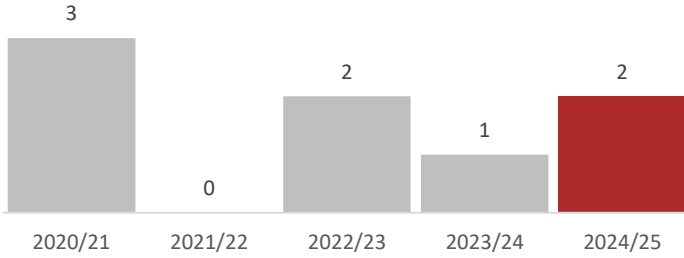
Domestic Safety - Accidental Dwelling Fire Casualties

Performance Summary

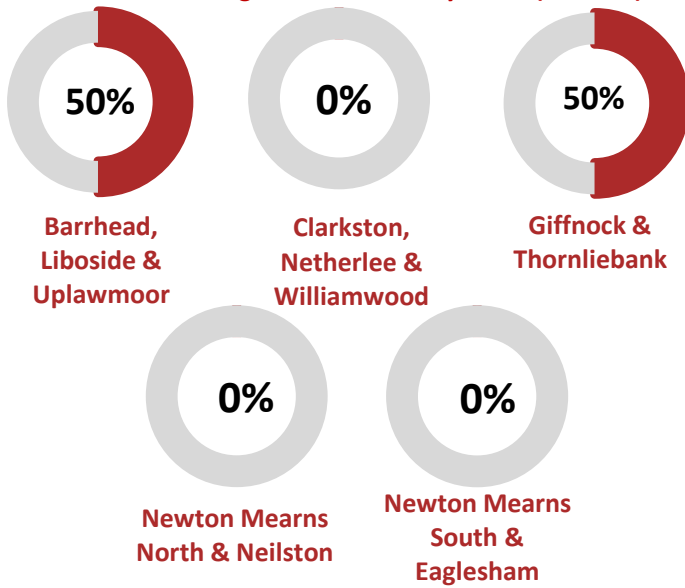


Year on Year ◆ 100% 3 Year Average ◆ 67%

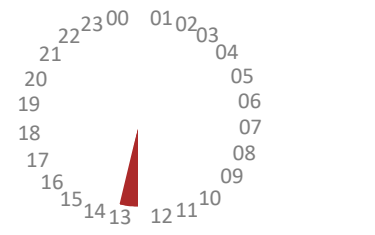
Accidental Dwelling Fires Casualties



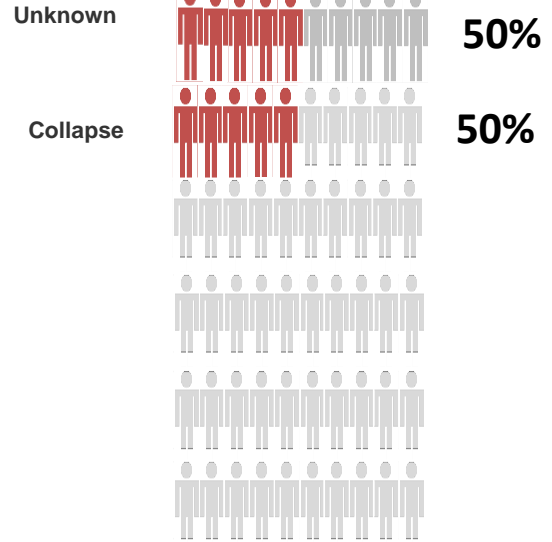
Accidental Dwelling Fire Casualties by Ward (% share)



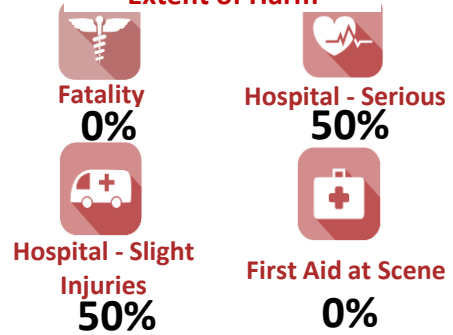
Fire Casualties by Time of Day



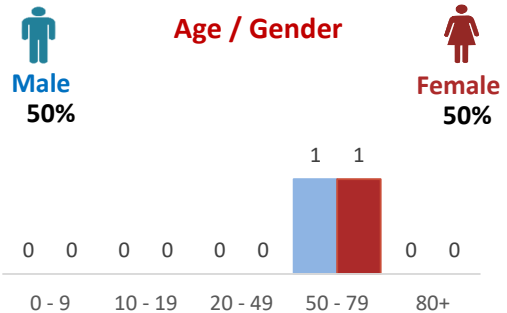
Nature of Injury



Extent of Harm



Age / Gender

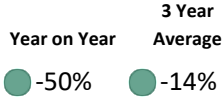


There have been 2 accidental dwelling fire casualties within this reporting which has resulted in an increase of 100% on the year on year indicator and a 33% increase on the 3 year average. However, it is important to note that this is measured against historically low figures and that there was detection in both of the premises which actuated providing early warning, minimising potential injuries to the persons within. Both casualties were taken to hospital one female suffering smoke inhalation and one male for a precautionary check up.

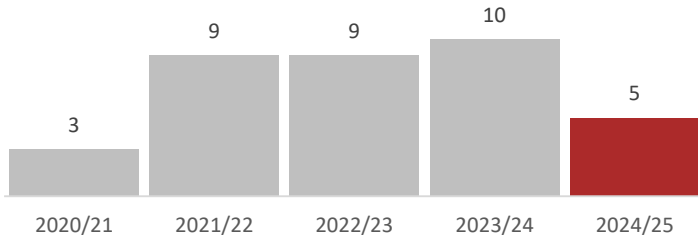
Unintentional Injury and Harm ¹¹



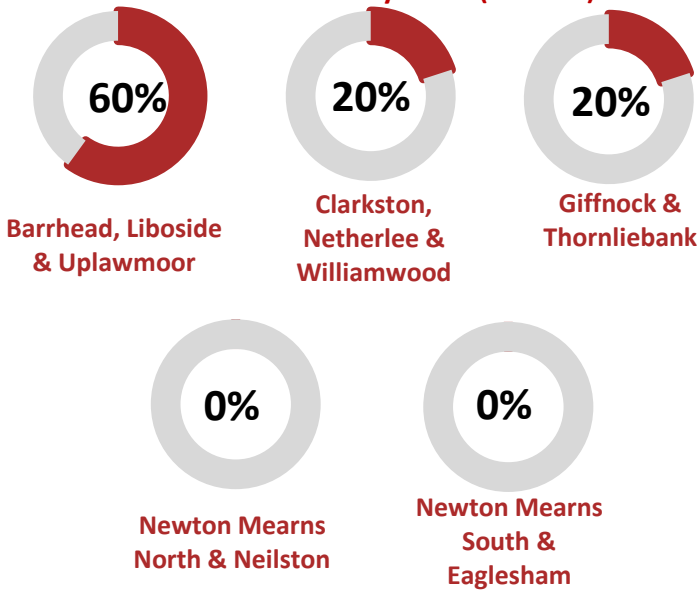
Performance Summary



Non-Fire Casualties

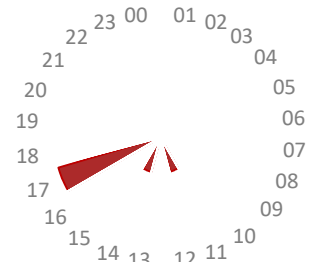


Non-Fire Casualties by Ward (% share)

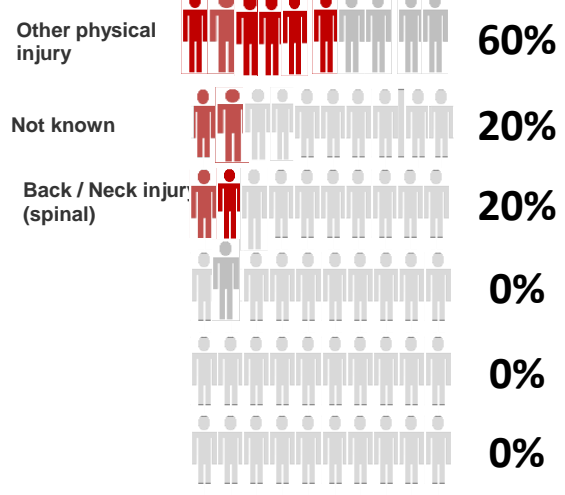


It is encouraging to note a significant reduction of 50% in this type of incident on the year on year indicator as well as a 14% decrease on the 3 year average. It is also important to take in to account that 40% of the activity in this indicator is attributed to assisting other agencies.


Non-Fire Casualties by Time of Day



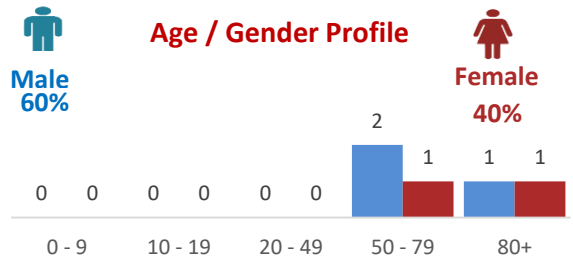
Nature of Injury



Extent of Harm



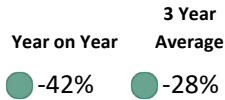
Non-Fire Emergency Activity



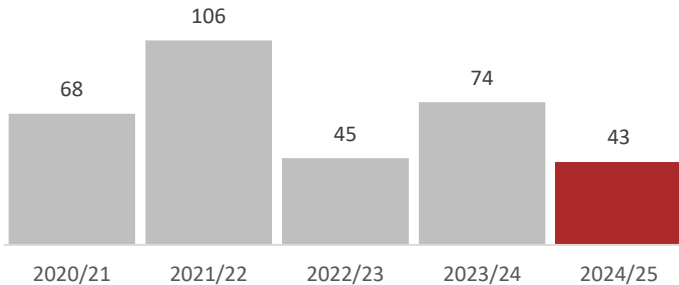
Deliberate Fire Setting



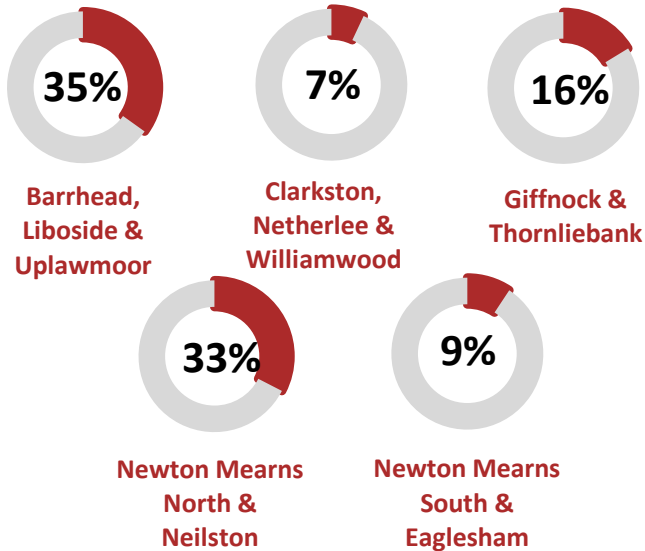
Performance Summary



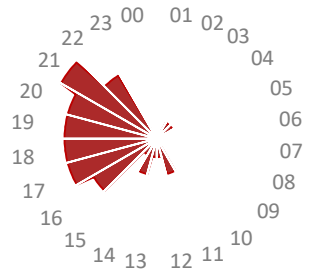
Deliberate Fires



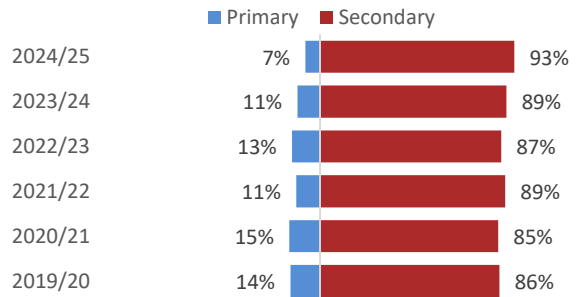
Deliberate Fires by Ward (% share)



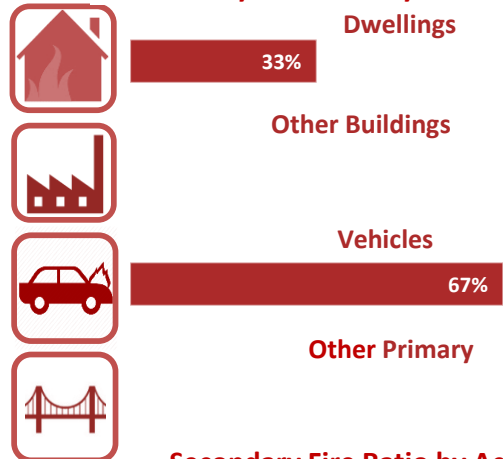
Deliberate Fires by Time of Day



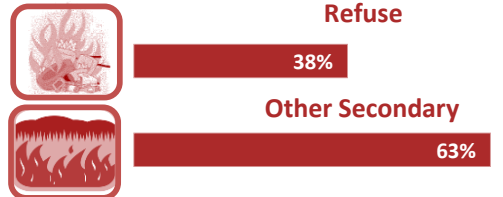
Deliberate Fires by Classification



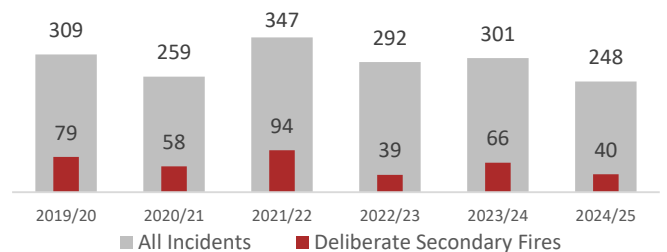
Primary Fire Ratio by Activity Type



Secondary Fire Ratio by Activity Type



Deliberate Fires Compared to Operational Activity



Definitions

Primary Fires - all fires in buildings, vehicles and outdoor structures or any fire involving casualties, rescues or fires attended by five or more appliances

Secondary Fires - fire incidents that did not occur at a primary location, was not a chimney fire in an occupied building, did not involve casualties (otherwise categorised as a primary incident) and was attended by four or fewer appliances.

It is positive to report a 42% decrease within the year on year indicator and a 28% reduction in the 3 year average. Refuse fires are again a key contributor within this indicator.

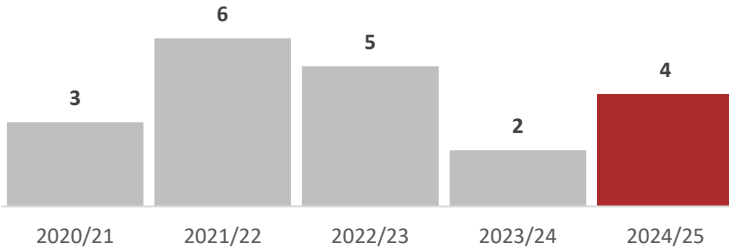
Non Domestic Fire Safety



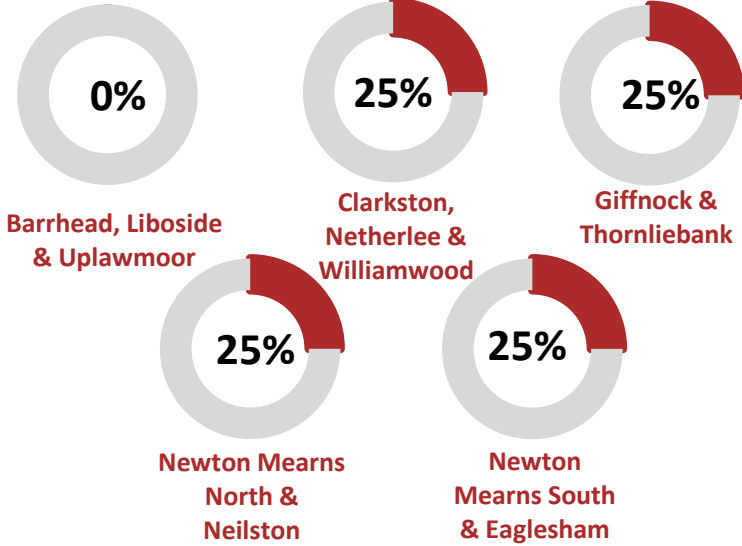
Performance Summary

Year on Year ◆ 100% 3 Year Average ● -15%

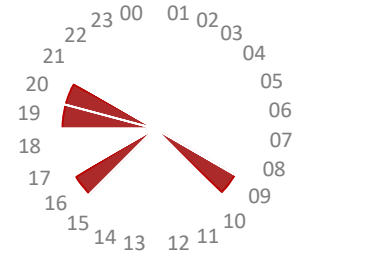
Non Domestic Fires



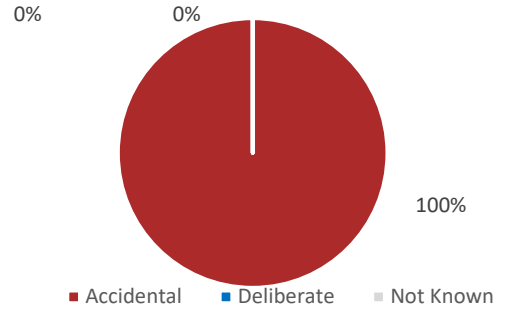
Non-Domestic Fires by Ward (% share)



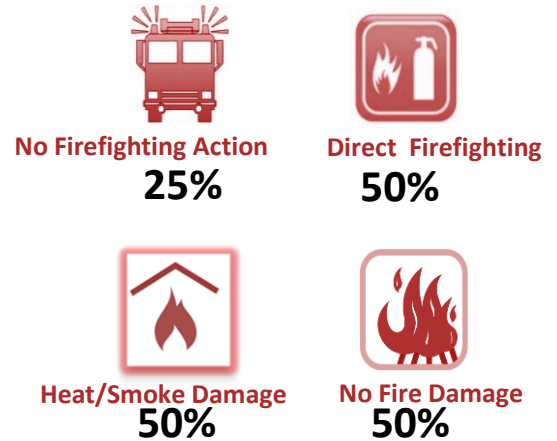
Non-Domestic Fires by Time of Day



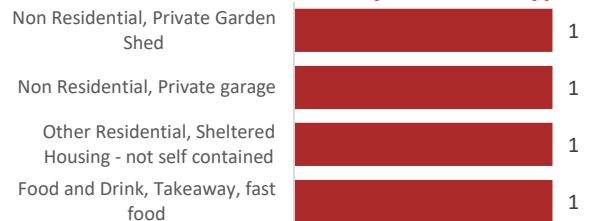
Non-Domestic Fires by Nature of Origin



Severity of Non-Domestic Fires



Non-Domestic Fires by Premises Type

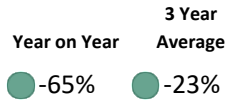


Though there has been a 100% increase on the annual indicator within this category it measured against historically low figures. This is highlighted in the 15% reduction within the three year average. It is also worthy of note that all of the incidents were accidental and resulted in minimal damage to the properties involved.

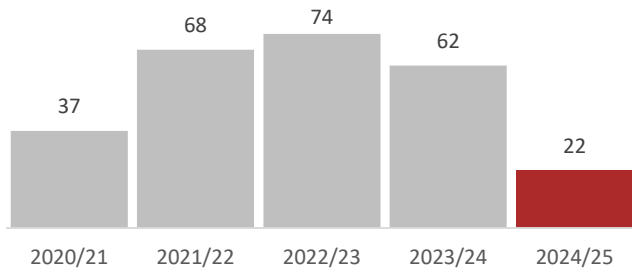
Unwanted Fire Alarm Signals



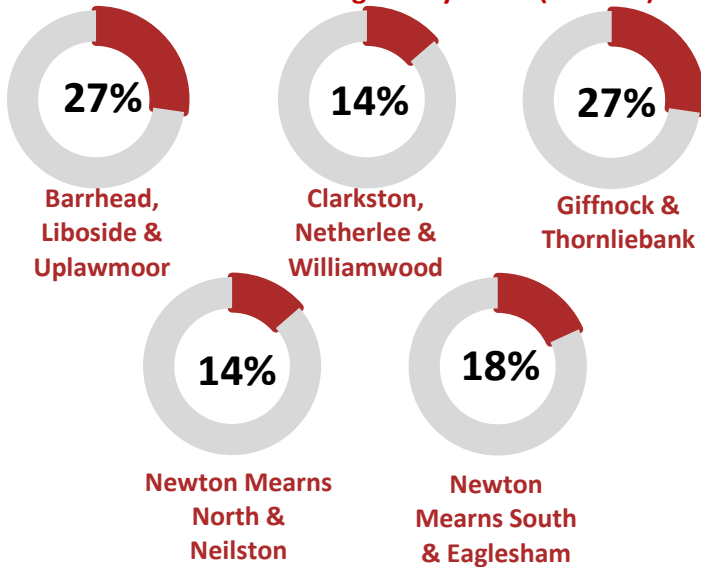
Performance Summary



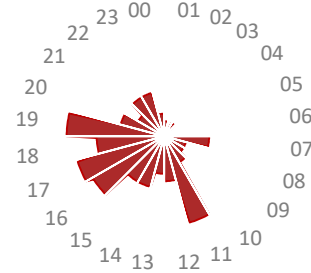
Unwanted Fire Alarm Signals



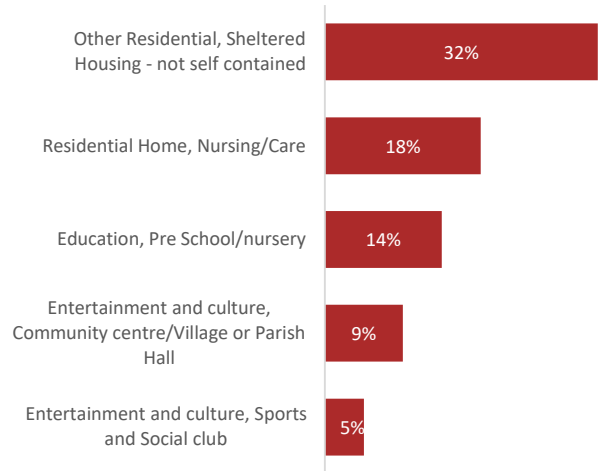
Unwanted Fire Alarm Signals by Ward (% share)




Unwanted Fire Alarm Signals by Time of Day



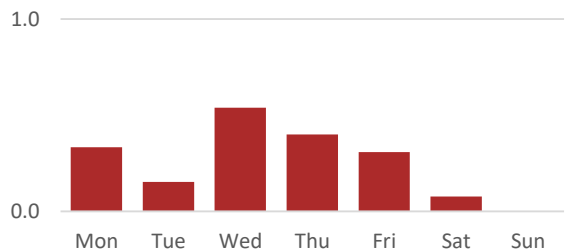
Unwanted Fire Alarm Signals - Top 5 Premises



Unwanted Fire Alarm Signals Activity Ratios



Average Unwanted Fire Alarm Signals per Day



It is positive to report a reduction of 65% against the year on year indicator for UFAS and a 23% decrease against the three year average. However, it is disappointing to note again that the majority of UFAS incidents are avoidable and caused by human error or faulty equipment predominantly within the care setting in this reporting period.