



Meeting of East Renfrewshire Health and Social Care Partnership	Integration Joint Board
Held on	25 September 2024
Agenda Item	8
Title	Audited Annual Report and Accounts 2023/24
<p>Summary</p> <p>This report provides an overview of the audited annual report and accounts for the Integration Joint Board (IJB) covering the period 1 April 2023 to 31 March 2024.</p> <p>The Chair of Performance and Audit Committee will advise the Integration Joint Board of:-</p> <ul style="list-style-type: none"> ▪ any matters arising from the Performance and Audit Committee in relation to the unaudited annual report and accounts ▪ the Performance and Audit Committee's decision taken 25 September 2024 on the remittance of the unaudited Annual Report and Accounts to the Integration Joint Board. 	
Presented by	Lesley Bairden, Head of Finance and Resources (Chief Financial Officer)
<p>Action Required</p> <p>The Integration Joint board is requested to:</p> <ul style="list-style-type: none"> • Approve the audited annual report and accounts as remitted from the Performance and Audit Committee. • Authorise the Chair, Chief Officer and Chief Financial Officer to accept and sign the annual report and accounts on behalf of the IJB for submission to Audit Scotland. • Note and comment on the summary overview of financial performance document for 2023/24 prior to publication on the IJB website. 	
<p>Directions</p> <p><input checked="" type="checkbox"/> No Directions Required</p> <p><input type="checkbox"/> Directions to East Renfrewshire Council (ERC)</p> <p><input type="checkbox"/> Directions to NHS Greater Glasgow and Clyde (NHSGGC)</p> <p><input type="checkbox"/> Directions to both ERC and NHSGGC</p>	<p>Implications</p> <p><input checked="" type="checkbox"/> Finance <input type="checkbox"/> Risk</p> <p><input type="checkbox"/> Policy <input type="checkbox"/> Legal</p> <p><input type="checkbox"/> Workforce <input type="checkbox"/> Infrastructure</p> <p><input type="checkbox"/> Equalities <input type="checkbox"/> Fairer Scotland Duty</p>

EAST RENFREWSHIRE INTEGRATION JOINT BOARD

25 SEPTEMBER 2024

Report by Chief Financial Officer

AUDITED ANNUAL ACCOUNTS 2023/24

PURPOSE OF REPORT

1. The purpose of this report is to provide an overview of the audited annual report and accounts for the Integration Joint Board (IJB) covering the period 1 April 2023 to 31 March 2024 and outline the legislative requirements and key stages.
2. The Chair of the Performance and Audit Committee will advise the IJB of any matters arising from this committee.

RECOMMENDATION

3. The Integration Joint Board is requested to:
 - a. Approve the audited annual report and accounts as remitted from the Performance and Audit Committee.
 - b. Authorise the Chair, Chief Officer and Chief Financial Officer to accept and sign the annual report and accounts on behalf of the IJB for submission to Audit Scotland.
 - c. Note and comment on the summary overview of financial performance document for 2023/24 prior to publication on the IJB website.

BACKGROUND

4. The Public Bodies (Joint Working)(Scotland) Act 2014 was passed by the Scottish Parliament on 25 February 2014 and received Royal Assent in April 2014. This established the framework for the integration of Health and Social Care in Scotland.
5. The IJB is a legal entity in its own right, created by Parliamentary Order, following Ministerial approval of the Integration Scheme. NHS Greater Glasgow and Clyde (NHSGGC) and East Renfrewshire Council have delegated functions to the IJB which has the responsibility for strategic planning, resourcing and ensuring delivery of all integrated services.
6. The IJB is specified in legislation as a 'section 106' body under the terms of the Local Government Scotland Act 1973 and as such is expected to prepare annual accounts in compliance with the Code of Practice on Accounting for Local Authorities in the United Kingdom.

REPORT

7. The audited annual report and accounts for the IJB has been prepared in accordance with appropriate legislation and guidance.
8. The annual report and accounts of the IJB is included at Appendix 1 and, subject to Performance and Audit Committee and Integration Joint Board approval, will be signed via the Ernst & Young agreed electronic process. The signing requirements are:

Management Commentary	Chair of the IJB, Chief Officer, Chief Financial Officer
Statement of Responsibilities	Chair of the IJB, Chief Financial Officer
Annual Governance Statement	Chair of the IJB, Chief Officer
Remuneration Report	Chair of the IJB, Chief Officer
Balance Sheet	Chief Financial Officer
Acknowledgements	Chair of the IJB, Chief Officer, Chief Financial Officer

9. It is a statutory requirement that the Chief Financial Officer (being the proper officer) provide Ernst & Young with a letter of representation (ISA580) along with the annual report and accounts. This is included at Appendix 2.
10. The Chief Internal Auditor’s Annual Report and the Draft Ernst & Young Annual Report confirm the Annual Report and Accounts for 2023/24 are unqualified, unmodified, meet legislative requirements, address best value and appropriate governance is in place.
11. The Chair of the Performance and Audit Committee will advise the IJB on the key points from this committee and associated presentation of audit findings.
12. The key messages from Ernst & Young are rated as Red, Amber or Green and are summarised:

Key Messages		RAG
Financial Statements	The draft financial statements and supporting working papers were of a good quality. During the course of the audit, we identified no audit differences. Minor presentational amendments were made to the financial statements during the course of the audit. Overall, we were satisfied that the Annual Governance Statement, reflects the requirements of CIPFA’s updated Delivering Good Governance Framework.	Green
Going Concern	In accordance with the CIPFA Code of Practice on Local Government Accounting, the IJB prepares its financial statements on a going concern basis unless informed by the Scottish Government of the intention for dissolution without transfer of services or function to another entity. Under auditing standard ISA 570, we are required to undertake greater challenge of management’s assessment of going concern, including testing of the adequacy of the supporting evidence	Green

	<p>we obtained. The IJB has concluded that there are no material uncertainties around its going concern status, however it has disclosed the nature of significant financial risks within the going concern period. The Integration Scheme sets out the responsibilities of the IJB's partners, East Renfrewshire Council and NHS Greater Glasgow and Clyde, in the event that the IJB has insufficient general reserves to respond to additional financial pressures. During 2023/24 both provided additional resources to the IJB to respond to financial recovery measures. [We have no matters to report in respect of our work around going concern or the conclusions reached by the Board.]</p>	
Financial Management	<p>The IJB recognised that the 2023/24 budget presented its most significant challenge to date. As a result of significant cost pressures, the IJB was required to identify savings of over £7 million to set a balanced budget in March 2023 and planned to use £1.9 million of reserve balances.</p> <p>The IJB delivered £2.7 million (39%) of the targeted savings and as a result entered financial recovery planning during the year. Additional contributions were received from both of the IJBs partners. Management and members of the IJB recognise that it underestimated the impact and timeframe of the changes required to implement the Supporting People Framework.</p>	Amber
Financial Sustainability	<p>In line with the IJB's financial planning expectations, the Board's reserve balances continued to fall significantly in 2023/24 to an unsustainable level. The IJB's General Reserve at 31 March 2024 has now been depleted in full.</p> <p>The IJB estimates that the cumulative budget pressure in the period 2025/26 to 2028/29 may in the range £16.5 -£29.2 million. A savings requirement of £11.9 million has been set in the 2024/25 budget but delivery is currently off target, which would result in an additional recurring pressure in future years</p>	Red
Vision, Leadership and Governance	<p>Governance arrangements are established and worked well throughout 2023/24. The Annual Governance Statement was consistent with both the governance framework, key findings from relevant audit activity and management's assessment of its own compliance with the CIPFA Good Governance framework. The IJB's partners made progress to update the Integration Scheme, including a consultation with key stakeholders. The Integration Scheme is expected to be approved by Scottish Ministers later in 2024.</p>	Green

Use of Resources	The IJB has a well-developed approach in place to monitor and report on key areas of performance and was able to demonstrate key areas of improvement in 2023/24. Overall performance remains mixed, and the IJB continues to highlight significant and ongoing financial risks within its risk registers that may undermine the delivery of the Strategic Plan.	Green
Best Value	<p>The IJB's performance management and financial reporting arrangements allow the Board to demonstrate the delivery of Best Value. The Annual Performance Report describes the key achievements and areas for improvement against the priorities within the Strategic Plan 2022-25.</p> <p>The financial outlook for the IJB has continued to weaken. General reserves have been exhausted and remaining earmarked reserves have fallen to unsustainable levels. As a result of being unable to deliver planned savings in year, the IJB commenced a financial recovery exercise to bridge in-year budget gaps with its partners.</p> <p>In our view, the IJB's performance management and financial reporting arrangements allow the Board to demonstrate the achievement of Best Value. There is, however, an imminent risk that the savings required in 2025/26 will not be delivered, placing additional pressure on partners for financial support.</p>	N/A

13. Within the Financial Statements there are no changes or adjustments. Ernst & Young identified one presentational change that has been made within the remuneration report, following technical audit advice; this is classed as a presentational change.
14. The red RAG status of Financial Sustainability is no surprise and mirrors our own Strategic Risk Register. This was also red in the previous financial year, recognising the ongoing financial challenge to the IJB. The national report on IJBs finance and performance taken to the IJB in August reflects our local position is in line with the rest of the country.
15. The amber RAG status for Financial Management is new to 2023/24 (previously green) and is a result of the non-delivery of our Supporting People Framework savings during 2023/24 and subsequent move to financial recovery.
16. The wording of the going concern note under accounting policy 1.3 has been expanded to reflect the extent of our current challenges.

17. The action plan included at Appendix E of the Ernst & Young Annual report (extract below) details the one recommendation resulting from the audit along with our response.

No.	Findings and / or risk	Recommendation / grading	Management response / Implementation timeframe
1.	<p>Financially sustainable planning</p> <p>The IJB's General Reserves were exhausted during 2023/24 and earmarked reserves have fallen to an unsustainable position. The scale of the financial volatility facing the IJB, including, prescribing and pay inflation, and the difficulty of delivering savings due to the complexity of service user requirements mean that adequate general reserves are essential to manage the level of risk.</p> <p>There is a risk that financial recovery measures will be necessary in 2024/25 to deliver financial balance.</p>	<p>The IJB must develop a realistic and sustainable financial plan that balances the risk associated with savings and supports the rebuilding of reserves in the medium term.</p> <p style="text-align: right;"><i>Grade 1</i></p>	<p>Response: The budget agreed for 2024/25 included an over-recovery target for savings to allow for forward planning including rebuilding of reserves. The tension between delivering savings and building reserves, particularly in the current climate is recognised.</p> <p>Responsible officer: Chief Financial Officer</p> <p>Implementation date: 31 March 2025</p>

18. As with usual custom and practice there have been some minor wording changes within the report to enhance clarity and / or ease of reading, none of which are significant.
19. The main messages from the annual report and accounts remain:
20. This was a very challenging year for the HSCP as we worked to balance meeting the demand for services within the allocated budget. We needed to deliver just over £7 million of savings as part of our plans to balance our budget and we were not able to do this. We used £1.9 million reserves as planned to support us to redesign how we deliver services and we achieved £2.7 million of savings during the year. This meant we had a £2.5 million shortfall against planned savings and when this shortfall is combined with the additional cost pressures from delivering services we ended the year with a deficit of £4.7 million.
21. This meant during the financial year 2023/24 we moved to a financial recovery position and had a number of discussions with both of our partners; East Renfrewshire Council and NHS Greater Glasgow and Clyde. Both partners have provided additional funding, on a non-recurring basis, for 2023/24 to eliminate this deficit:
- East Renfrewshire Council provided an additional £2.6 million
 - NHS Greater Glasgow and Clyde provided an additional £2.1 million

22. The main operational challenges that led to the increased cost pressures were meeting demand for Care at Home, the cost of special observations within the Learning Disabilities In-Patients service which we host on behalf of all six HSCPs within Greater Glasgow and Clyde and the costs of prescribing through our GP practices.
23. The main area we fell short on delivering planned savings was from our Supporting People Framework. This framework is based on eligibility criteria and was put in place early in the financial year to support reviews of the level of care we provide as we knew we would have to stop providing lower levels of need. We underestimated the impact and timeframe for the culture and practice changes required to implement such significant change alongside managing the expectations of the individuals and families we support.
24. The operational overspend, before the additional funding from both partners is applied, is £4.752 million (2.99% of budget) and is marginally better than the last reported position taken to the IJB which showed £5.361 million of an overspend. The main variances to the budget were:
- £2.499 million overspend within Intensive Services from Care at Home cost pressures combined with unachieved savings
 - £2.462 million overspend in prescribing resulting from both increased volume and costs
 - £1.371 million overspend in the Learning Disability In-Patients service resulted from the level of additional staffing for special observations and managing the patient dynamics
 - £0.788 million underspend in Children and Families was mainly from vacancy management and maximising available reserves
 - The remaining overspends were primarily not achieving savings and the underspends were from vacancy management and release of reserves
25. The financial reporting throughout the year provided detailed reporting. The main reasons for the reduction in projected costs of £0.609 million since last reported to the IJB in March were:
- £0.451 million reduced care costs in community learning disability, partly due to provider capacity limitations
 - £0.196 million additional income to support unaccompanied asylum seekers
 - £0.324 million increase in prescribing costs, partly as costs had been omitted from the national system so £0.254 million “new costs” at month 12
26. Our reserves decreased significantly during the year, in line with reporting and the use of all available reserves to mitigate costs as part of the financial recovery process.

	£ Million	£ Million
Reserves at 31 March 2023		6.046
Planned use of existing reserves during the year	(4.526)	
Funds added to reserves during the year	0.344	
Net decrease in reserves during the year		(4.182)
Reserves at 31 March 2024		1.864

27. Within ring-fenced reserves we used £1.113 million per the Scottish Government funding mechanisms for PCIP, Mental Health Acton 15 and Alcohol and Drugs where we needed to use our uncommitted balance prior to drawing any in year funding. We also added £0.100 million received for Distress Intervention Seed funding.
28. Our Alcohol and Drugs Partnership reserve balance reflects the finding agreed with the Scottish Government to support the development of a Recovery Hub. Our earmarked reserves are put in place to support specific activity such as; phase in of savings, support projects, provide transitional or bridging funding for service redesign etc. and to smooth impact of demand and timing of spend across multiple years. As part of the financial recovery process we released and used available funds to support cost pressures. We used £3.141 million in total, the vast majority of which was on a planned basis.
29. We also used the £0.272 million general reserve as part of cost mitigation during 2023/24. The IJB recognises that this means it is not compliant with its Reserves Policy which advocates a 2% of budget should be the level of reserves held. There is a tension between making additional savings to start to build reserves whilst maintaining service delivery. The IJB recognises the need to start to build reserves in the medium to longer-term as part of building back from financial recovery.
30. The full detail of our reserves is included in Note 8 of the unaudited annual report and accounts

CONSULTATION AND PARTNERSHIP WORKING

31. The Chief Financial Officer has consulted with partner colleagues during the annual process to ensure consistency and transparency across all.

IMPLICATIONS OF THE PROPOSAL

32. Financial implications are detailed in the report above.

DIRECTIONS

33. There is no requirement to issue directions.

CONCLUSIONS

34. The preparation of the unaudited annual report and accounts for the IJB meets all legislative requirements. There has been no material movement to the projected outturn last reported to the IJB. There are no significant governance issues.
35. Following the audit of the annual report and accounts the easy read overview is now included at Appendix 3.

RECOMMENDATIONS

36. The Integration Joint Board is requested to:
- a) Approve the audited annual report and accounts as remitted from the Performance and Audit Committee.
 - b) Authorise the Chair, Chief Officer and Chief Financial Officer to accept and sign the annual report and accounts on behalf of the IJB for submission to Audit Scotland.
 - c) Note and comment on the summary overview of financial performance document for 2023/24 prior to publication on the IJB website.

REPORT AUTHOR AND PERSON TO CONTACT

Lesley Bairden, Head of Finance and Resources (Chief Financial Officer)

Lesley.Bairden@eastrenfrewshire.gov.uk

0141 451 0746

12 September 2024

Chief Officer, IJB: Julie Murray

BACKGROUND PAPERS

IJB 26.06.2024 - Unaudited Annual Report and Accounts 2023/24

https://www.eastrenfrewshire.gov.uk/media/10462/IJB-Item-08-26-June-2024/pdf/IJB_Item_08_-_26_June_2024.pdf?m=1718808793110

Annual Report and Accounts 2022/23

https://www.eastrenfrewshire.gov.uk/media/9535/IJB-Item-06-27-September-2023/pdf/IJB_Item_06_-_27_September_2023.pdf?m=1695053243790

Annual Report and Accounts 2021/22

https://www.eastrenfrewshire.gov.uk/media/8433/IJB-Item-07-23-November-2022/pdf/IJB_Item_07_-_23_November_2022.pdf?m=638036934513030000

Annual Report and Accounts 2020/21

https://www.eastrenfrewshire.gov.uk/media/7153/PAC-Item-08-24-November-2021/pdf/PAC_Item_08_-_24_November_2021.pdf?m=637727683975070000

PAC Paper: 18-03-2020 - Review of Integration Joint Board Financial Regulations and Reserves Policy

The relevant legislation is The Public Bodies (Joint Working)(Scotland) Act 2014, Local Government Scotland Act 1973



**East Renfrewshire
Integration Joint Board
for the
Health and Social Care Partnership**

**Audited Annual Report
And
Accounts 2023/24**

Covering the period 1st April 2023 to 31st March 2024



This page is intentionally blank

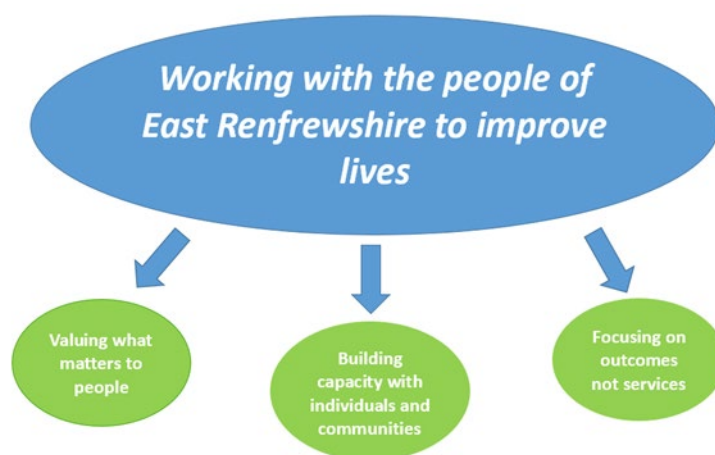
Contents

Management Commentary	3 - 37
Statement of Responsibilities	38 - 39
Remuneration Report	40 - 42
Annual Governance Statement	43 - 51
Independent Auditor's Report	52 - 56
The Financial Statements	57 - 59
Notes to the Financial Statements	60 - 76
Where to Find More Information and Acknowledgement	77 - 78

Management Commentary

Introduction

East Renfrewshire Integration Joint Board (IJB), was legally established on 27th June 2015 and has the strategic responsibility for planning and delivery of health and social care services for the residents of East Renfrewshire. The vision, values, priorities and outcomes we aim to achieve through working together with the people of East Renfrewshire to improve lives are set out in our HSCP 3 Year Strategic Plan for 2022/25. Our strategic vision is:



The IJB is responsible for planning, commissioning and delivery of services for children and adults from both of our partners, East Renfrewshire Council and NHS Greater Glasgow and Clyde, and also have the planning responsibility for our population's use of large hospital based services along with housing aids and adaptations. The [Integration Scheme](#) provides a detailed breakdown of all the services the IJB is responsible for. The delivery of services is through the Health and Social Care Partnership (HSCP).

This annual report gives the key messages for the IJB for the financial year ended 31st March 2024 and includes performance highlights and challenges along with the financial statements for 2023/24. The report also looks forward at the challenges the IJB is facing for 2024/25 and beyond as we endeavour to meet the needs and demands of our population.

The management commentary in this report discusses our;

- Strategic Planning
- Key Messages and Operational Highlights and Challenges
- Performance Achievement and Challenges
- Financial Performance
- Future Challenges
- Conclusion

Strategic Planning

The East Renfrewshire HSCP Strategic Planning Group (SPG) has responsibility for the development of our Strategic Plan and supports ongoing review of the plan and provides oversight of the delivery of our strategic priorities. The SPG is a local forum for discussion on emerging themes and key initiatives in health and social care. The SPG is a multi-agency group made up of HSCP officers, IJB voting members, statutory stakeholders (e.g. housing colleagues), third and independent sector representatives, GPs, people who use our services and unpaid carers.

East Renfrewshire covers an area of 174 square kilometres and borders the City of Glasgow, East Ayrshire, North Ayrshire, Renfrewshire and South Lanarkshire.


We have two localities; Eastwood and Barrhead. This best reflects hospital flows with the Eastwood Locality linking to the South Glasgow hospitals and the Barrhead Locality to the Royal Alexandra Hospital in Paisley. Our management and service structure is designed around our localities and we continue to develop planning and reporting at a locality level.



Our population continues to grow and reached 97,160 in 2022¹. Geographically 75% of the population live in the Eastwood area (Busby, Clarkston and Williamwood, Eaglesham and Waterfoot, Giffnock, Netherlee and Stamperland, Newton Mearns and Thornliebank) and 25% live in the Barrhead area (Barrhead, Neilston and Uplawmoor).

¹ *Source 2022 Mid-Year Estimates, National Records of Scotland

East Renfrewshire has an ageing population and by 2043 almost one quarter will be aged 65 or over. In the last decade we have seen a 26% increase in the number of residents aged 85 years and over.



All of these changes will add pressures to the services that we provide.

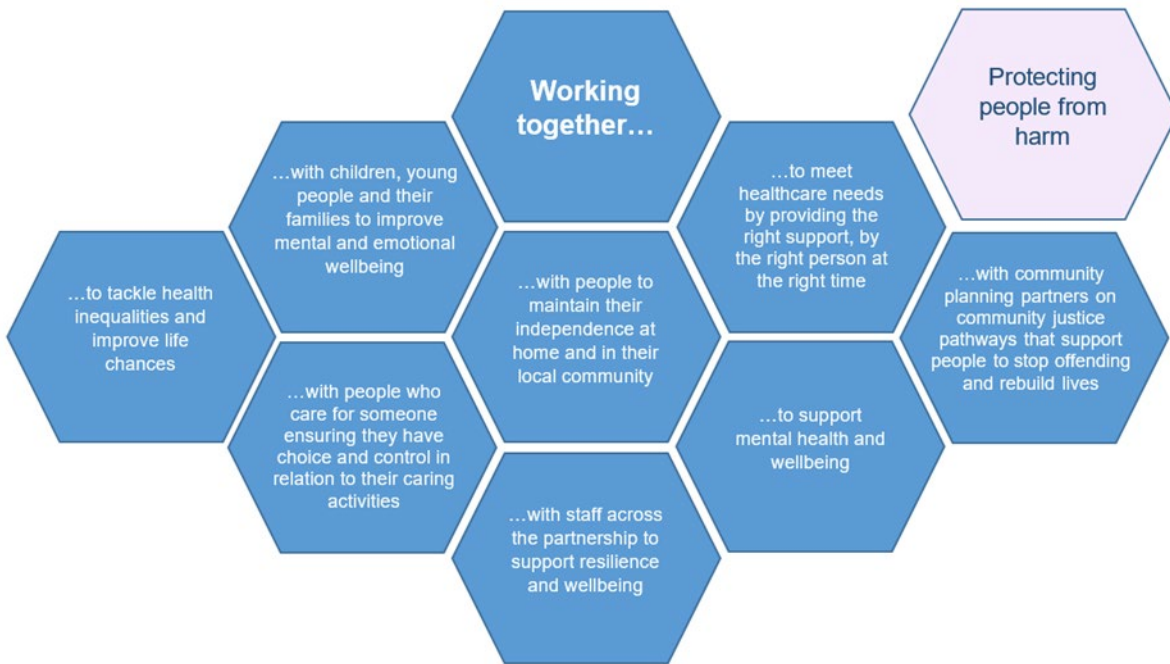
Strategic Plan 2022/25

Our current Strategic Plan covers the 3 year period 2022-2025 and sets out the shared ambitions and strategic priorities of our partnership; and how we will focus our activity to deliver high quality health and social care to the people of East Renfrewshire. This document and our Annual Performance Report demonstrate how we have supported delivery of our strategic priorities.

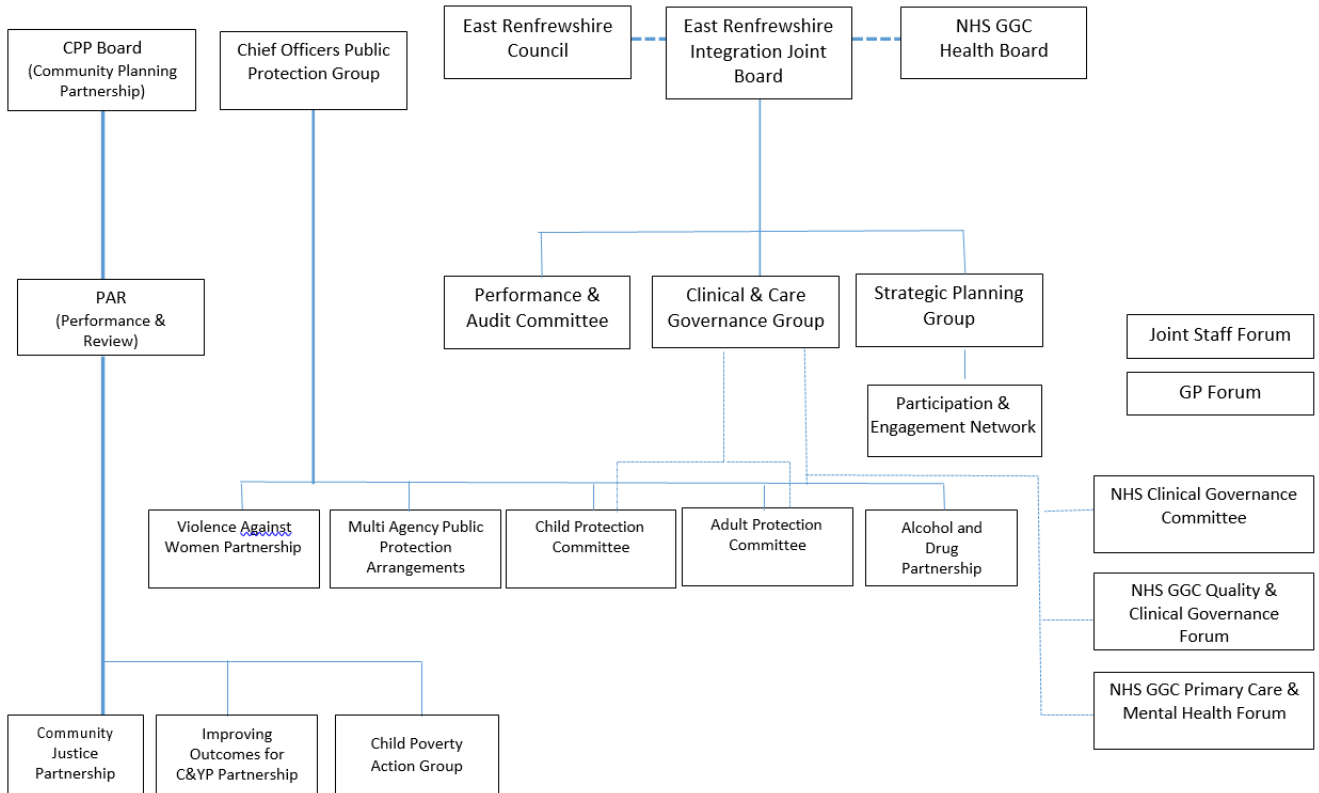
Our Strategic Plan “on a page”:

<i>The context for our Strategic Plan includes...</i>								
East Renfrewshire's population, demographics and patterns of needs	Our recovery from the Covid-19 pandemic	The Independent Review of Adult Social Care and National Care Service	National Health and Wellbeing Outcomes					
			National legislation, policies and strategies					
			Local plans, strategies and improvement/change programmes					
<i>Our vision is...</i>				<i>Our touchstones are...</i>				
Working together with the people of East Renfrewshire to improve lives				<ul style="list-style-type: none"> Valuing what matters to people Building capacity with individuals and communities Focusing on outcomes, not services 				
<i>Our strategic priorities are... Working together...</i>								
...with children, young people and their families to improve mental and emotional wellbeing	...with people to maintain their independence at home and in their local community	...to support mental health and wellbeing	...to meet people's healthcare needs by providing support in the right way, by the right person at the right time	...with people who care for someone ensuring they are able to exercise choice and control	...on effective community justice pathways that support people to stop offending and rebuild lives	...with individuals and communities to tackle health inequalities and improve life chances	...with staff across the partnership to support resilience and wellbeing	
<i>and... Protecting people from harm</i>								
<i>Our strategic enablers are...</i>								
Workforce and organisational development	Medium-term Financial and Strategic Planning	Collaborative, ethical commissioning	Communication and Engagement		Data and intelligence	Digital technology and Infrastructure		
<i>We will deliver this strategy through supporting plans and programmes, including...</i>								
HSCP Delivery and Improvement Plans	Commissioning and Market-shaping Plan	Medium-term Financial Plan	ER HSCP Workforce Plan	NHS Greater Glasgow and Clyde and ERC Improvement Plans	East Renfrewshire Children and Young People's Services Plan	East Renfrewshire Carers Strategy	Public Protection Improvement Plans	ER HSCP Participation & Engagement Strategy

We continue to strengthen our supportive relationships with independent and third sector partners, recognising the increased levels of participation in our communities and informal support within our localities. In our Commissioning Strategy, revised during the year, we also recognise that we need to extend beyond traditional health and social care services to a long term wider partnership with our local people, carers, volunteers, community organisations, providers and community planners. Our collaborative commissioning model supports how we will work.



The IJB continues to build on the long standing delivery of integrated health and care services within East Renfrewshire and the continued and valued partnership working with our community, the third, voluntary and independent sectors, facilitating the successful operation of the Health and Social Care Partnership (HSCP). The chart below shows the governance, relationships and links with partners which form the IJB business environment.



Key Messages, Operational Highlights and Challenges

This was a very challenging year for the HSCP as we worked to balance meeting the demand for services within the allocated budget. We needed to deliver £7.1 million savings as part of our plans to balance our budget and we were not able to do this and ended the year with a shortfall of £2.5 million against this target.

We used £1.9 million reserves on a planned basis to support us to redesign how we deliver services and achieved £2.7 million of savings during the year.

In addition to this savings shortfall we also had cost pressures from delivering services of £2.2 million. This was after all actions were taken to reduce costs and all available reserve funding applied.

This meant we ended the year with an operational deficit of £4.7 million.

This meant during the financial year 2023/24 we moved to a financial recovery position and had a number of discussions with both of our partners; East Renfrewshire Council and NHS Greater Glasgow and Clyde. Both partners have provided additional funding, on a non-recurring basis, for 2023/24 to eliminate this deficit:

- East Renfrewshire Council provided an additional £2.6 million
- NHS Greater Glasgow and Clyde provided an additional £2.1 million

The main operational challenges that led to the increased cost pressures were meeting demand for Care at Home, the cost of special observations within the Learning Disabilities In-Patients service which we host on behalf of all six HSCPs within Greater Glasgow and Clyde and the costs of prescribing through our GP practices.

The main area we fell short on delivering planned savings was from our Supporting People Framework. This framework is based on eligibility criteria and was put in place early in the financial year to support reviews of the level of care we provide; we knew we would have to stop providing lower levels of need. We underestimated the impact and timeframe for the culture and practice changes required to implement such significant change alongside managing the expectations of the individuals and families we support.

Critical Risk
<ul style="list-style-type: none"> • Indicates that there are <u>significant</u> risks to an individual's independent living or health and wellbeing likely to call for the <i>immediate</i> or <i>imminent</i> provision of social care services (high priority).
Substantial Risk
<ul style="list-style-type: none"> • Indicates that there are <u>major</u> risks to an individual's independent living or health and well-being likely to call for the <i>immediate</i> or <i>imminent</i> provision of social care services (high priority).
Moderate Risk
<ul style="list-style-type: none"> • Indicates that there are <u>some</u> risks to an individual's independent living or health and wellbeing. These may call for the provision of some social care services managed and prioritised on an ongoing basis or they may simply be manageable over the <i>foreseeable future</i> without service provision, with appropriate arrangements for review.
Low Risk
<ul style="list-style-type: none"> • Indicates that there may be some quality-of-life issues, but low risks to an individual's independent living or health and wellbeing with very limited, if any, requirement for the provision of social care services. There may be some need for alternative support or advice and appropriate arrangements for review over the <i>foreseeable future</i> or <i>longer term</i>.

As the year progressed it became clear that our approach was not delivering the level of cost reductions and savings needed and a formal financial recovery process was invoked at the November 2023 meeting of the Integration Joint Board.

Part of this process was to ensure that all possible earmarked and general reserves were released towards reducing the deficit, however this alone was insufficient and the difficult decision was taken by the IJB to move to delivering only substantial and critical levels of care. This means the IJB is in breach of its reserves policy, however the actions to mitigate cost pressures and the savings shortfall outweigh this, in the short-term.

Detailed discussions took place with both partners and culminated in additional funding, on a one-off basis, for 2023/24 to fund the deficit of £4.7 million. The IJB received an additional £2.1m from NHS Greater Glasgow and Clyde and £2.6 million from East Renfrewshire Council.

The savings shortfall and service pressure have been addressed by the IJB in the budget set for 2024/25, with more detail in the Future Challenges section of this report. Whilst our financial challenges have been at the forefront for the majority of the year it is important to recognise the invaluable work that continues across the HSCP to ensure we continue to support the people of East Renfrewshire.

Our Annual Performance Report for 2023/24 provides a detailed overview and demonstrates how the HSCP delivered our key priorities during the year. The commentary included in this

report provides an overview of some of the highlights and challenges we faced across the range of services we provide. All of our services support delivery of one or more of our strategic priorities.

Children and Families

Our children's services have continued to see increasing demand and increasing levels of complexity including children with diagnosed neurodevelopmental disorders and a high prevalence of families in crisis. Despite an increase in the number of child protection referrals we continue to ensure the multi-agency safeguarding process and plans are in place.

Our Healthier Minds team saw 385 children and young people referred, with 21% diagnosed with autistic spectrum condition / attention deficit hyperactivity disorder at point of referral. We are seeing an increased level of distress reflected in the main reasons for referral with the top 4 reasons: anxiety/stress, suicidal ideation, emotional regulation & trauma. 97% of the children and young people supported report improved mental and emotional wellbeing, up from 93% in the previous year.

The number of unaccompanied asylum seeking children continues to rise and make up almost a fifth of our looked after population. This rise is also being mirrored in our aftercare population too. The majority of young people have yet to have their asylum claim resolved so the statutory duties remain with the local authority.

We continue to support young people with complex needs as they transition from one life stage to another. We have seen an increase in the numbers of young people being referred for transitions assessment, planning and support, with numbers forecast to continue increasing in future years. A new HSCP Transitions Team has been created to support improvement in this activity. This team works between ERC Education, HSCP Children and Families Services, and HSCP Adult Services. The focus is to provide an improved transition from children's services to adult services for young people with very complex needs.

During 2023/24, East Renfrewshire Women's Aid service reported significant change and improvement in safety and wellbeing outcomes for women who have experienced domestic abuse, 100 reviews were completed with 93% of women assessed reporting overall improvement in their outcomes (up from 90% in 2022/23, and above our target of 85%) indicating the positive impact of support. Women's Aid continue to provide emotional and practical support to women, children and young people with 1,059 women and children supported across the three core services. This compared to 1,086 during the same period last year, so a 2.5% reduction.

Supporting People at Home

We continued to support people to live independently and well at home, despite additional demand pressures due to more people seeking support at home. We are also seeing increased levels of frailty and complexity; 80.4% of adults supported at home agreed that they are supported to live as independently as possible with 89% reporting 'living where you/as you want to live'. 91% of adults supported at home reported that their 'living where

you/as you want to live' needs were being met (up from 89% in 2022/23, and ahead of our 90% target). In East Renfrewshire, 96.8% of local people aged 65+ live in housing rather than a care home or hospital – meeting our target and better than the Scottish average. The demand for supporting people at home is a significant factor in the financial challenges faced by the HSCP.

During the year our Initial Contact Team supported 86% of people with advice, resources, signposting and / or referral to our third sector and community groups. This meant that only 14% of people joined the waiting list for assessment. This is an improvement from 16% for the same period in 2022/23.

The Talking Points partnership continues to provide an excellent resource sharing referrals across the East Renfrewshire. There were 552 contacts throughout 2023/24, with the main areas of support including befriending, isolation and loneliness, carer support and requests for local groups and activities.

To further strengthen the development of the model, additional funding was received from East Renfrewshire Council to employ a post for a fixed time period; this will help to build resilience within this service model and respond to the changing needs associated with the Supporting People Framework.

In partnership with Voluntary Action East Ren (VAER) the HSCP has supported the delivery of the Home Safely project which links with the HSCP Home from Hospital and Intermediate Care Teams. Home Safely provides short term support (6-8 weeks) for isolated residents to re-connect with their communities after a stay in hospital. This project aims to support vulnerable residents to feel more supported and to settle home following discharge from a hospital or care setting. The intention is that residents are more connected to social activities. It is also an intention that support services, with HSCP staff are more connected to community activities. During 2023/24 we saw:

- 37 Referrals
- 22 Residents matched with volunteers. Participants now attending activities within their local area

Supporting People with Learning Disabilities

During 2023/24 our Learning Disability Team underwent an unannounced inspection by the Care Inspectorate. The Inspection recognised the service as being 'Very Good' for both Leadership and Health and Wellbeing indicators.

During the year we also saw the transformation of the former Learning Disability Day Services buildings into Community Hubs in partnership with VAER. This approach supports developing resources and activities available to all. In order to enable a shift from Day Services to Day Opportunities to provide person-centred and outcome-focussed support in a variety of forms, the service was successfully registered as a dispersed service, a sub-category of Care at Home.

Specialist Learning Disability Services

The service hosts three in-patient wards on behalf of all 6 HSCPs within Greater Glasgow and Clyde. This was a particularly challenging year managing an unplanned decant from one ward for a short period due to repairs, combined with a very high level of staffing across all three wards required given the particular patient mix and dynamics throughout the year.

The pilot year for health checks for people with a Learning Disability (a Scottish Government policy) was successfully completed with 76% of referrals coming via GPs. Of the 262 people referred 212 took up the offer of a health check and 81% resulted in onward referrals for a range of conditions and treatment.

The Community Living Change Fund continues and is aligned to NHSGGC ambitions to redesign services for people with complex needs including learning disabilities and autism, and for people who have enduring mental health problems. East Renfrewshire continues to lead and support fellow HSCPs with the priorities aligned to this fund. Whilst this non-recurring funding is time limited our local programme of work to redesign both inpatient and community services will continue.

Protecting and Supporting Adults at Risk of Harm

Adult Support and Protection activity has continued to rise with a 10% increase in inquiries from the previous year and the associated number of investigations increased by 25% (having increased by 33% in the previous year). During the year a Large Scale Investigation (LSI) was conducted in relation to a privately operated care home.

Whilst this was challenging on many fronts the overall feedback was that the HSCP process was supportive and promoted collaborative working. This helped to ensure all recommendations made were fully completed. The Care Home Management team advised that they found the LSI to be a very beneficial and supportive process. They said that they had never experienced this from any other authority, and felt previous experiences of LSI were punitive rather than supportive.

Care at Home

We have continued to experience demand pressure on our Care at Home service with increased referrals and demand outstripping supply at points during the year. This has meant that we had to buy services at a higher rate than that we would normally pay adding to our cost pressures. There was an unannounced inspection by the Care Inspectorate in January 2024, where the service was evaluated as adequate.

Performance for our reablement service improved in 2023/24 with 64% of people having their care need reduced following a period of reablement (up from 48% in 2022/23). However, although performance has improved, service user numbers reduced during the period due to staff absence in the service and also greater complexity of people being referred.

We continue to work to maintain a positive balance of care. We have managed to support 63% of people aged 65+ with intensive care needs (> 10 hours) to receive care at home, this is down slightly from 64% in 2022/23 but remains ahead of target.

We are not seeing a reduction in the complexity of people being supported, leading to an increase in the number of people requiring 2 to 1 levels of support, against a backdrop of recruitment challenges, both within the HSCP and by our partners. We continue to work hard to get people out of hospital as soon as possible, without delay.

Reducing Unplanned Hospital Care

During the year we have continued to implement, review and further develop the unscheduled care pathways aligned to the NHS Greater Glasgow and Clyde Falls and Frailty Programme.

This work focusses on identification, assessment and management of frailty in the community, and facilitation of early discharge from hospital, and is supported by the Home First Response Frailty service alongside the Community Rehabilitation Team. The Integrated Community Falls pathway in partnership with Scottish Ambulance Service (SAS) has seen steady monthly referral numbers for individuals who have fallen at home, but following assessment do not need to be taken, by the Scottish Ambulance Service to hospital.

There have been excellent patient outcomes for those reviewed by HSCP and supported in their home environment. Additional pathways for all care homes within the HSCP have been implemented through the Care Homes Falls pathway and Call Before You Convey model, increasing care home access to advanced clinical decision making and minimising conveyance to hospital where appropriate. Future care planning through the extension of anticipatory care plans both for individuals in their own homes and in care homes has been an ongoing focus for the partnership to ensure individuals and their carers have recorded and shared what matters most if there are changes in their life, health or care.

The partnership has continued to perform well, both within the health board area and in comparison across Scotland, in supporting people fit for discharge from hospital to return home or to a homely setting without delay.

Discharges with delay averaged seven delays for 2023/24, down from eight for 2022/23 but this is still high for East Renfrewshire as historically this averaged three or four before the pandemic. Adult bed days lost to delayed discharge increased slightly to 4,821, up slightly from 4,652 for 2022/23.

This is being driven in part by some people staying in hospital longer than they may need to because of complex needs where it may take time to source the right level of community based care and accommodation and sometimes by the legislative timescales required for adults with incapacity. Our Hospital to Home team work to deliver timely and appropriate discharges from hospital. Our performance for delays remains among the best in Scotland. We continue to support the hospital discharge efforts by promoting the use of intermediate care beds where a care at home package cannot be put in place straight away.

Unplanned hospital attendances and admissions are stable (having increased slightly and remaining within target) and have not returned to pre-pandemic levels. We continue to perform ahead of target for the rate of emergency readmissions.

Supporting People Experiencing Mental Ill-Health and Supporting Recovery from Addiction

We continue to experience a high level of demand within our recovery services (Alcohol and Drug Recovery Service (ADRS), Adult Mental Health Team, Primary Care Mental Health Team, and Older Adult Team).

Within Psychological Therapies we are still seeing high referral rates, with 78.3% of people seen within the 18 week target, so short by 12%. This service has had very significant recruitment challenges. Our Primary Care Mental Health Team are seeing all people starting any required treatment within the 18 week target time. Despite the demand and capacity challenges we saw that our rate of hospital admissions for mental health remained low at 1.2 admissions per 1,000 population.

For those accessing recovery-focused alcohol and drug treatment, 93% of people started treatment within 3 weeks of their referral date during 2023/24. We have seen a 122% increase in blood borne virus testing in patients who are receiving Medication Assisted Treatment and 99% of whom have now been tested, with the other 1% declining to participate. Specific training has been provided to both health and social work staff on how to reduce transmission through safer practices and provide support.

We take a holistic approach to promoting mental health and wellbeing including promoting physical activity linked to mental wellbeing and work in partnership with Voluntary Action East Ren, funded by Paths 4 All and NHSGGC. This includes community health walks, strength and balance classes, healthier minds sessions and alcohol brief interventions and counselling sessions.

Through our Alcohol and Drugs Partnership (ADP) we continue to deliver the priorities in the East Renfrewshire Alcohol and Drugs Strategy. During 2023/24, significant progress was made in a range of areas including:

- Developing a business case for investing ADP reserves in the design and implementation of a Community Recovery Hub
- Work is now progressing on the recovery hub initiative. Draft building plans developed and discussed with members of the recovery community and local partners
- Community steering group in the process of being established, with three engagement meetings held and a site visit to the potential hub premises
- A range of activities to ensure that service user experiences shape services including interviews and focus groups to gather feedback on implementation of the Medication Assisted Treatment Standards conversation cafes to inform the development of occupational therapy within the Alcohol and Drug Recovery Service (ADRS)
- ADRS and children and families social work collaborated on a whole family support programme for family members of all ages affected by alcohol/drug harms. Aspects of the programme include group work with young people, family inclusive events,

development of a play therapy programme and an outdoor learning programme for children and young people

- 22 staff from across the alcohol and drugs partnership participated in Community Reinforcement and Family Training (CRAFT) which will build capacity and enhance professional practice in supporting families affected by alcohol and drugs

Glasgow Council on Alcohol (GCA) have been commissioned to deliver Alcohol Brief Interventions (ABIs), alcohol counselling sessions and training on the delivery of ABIs to staff across the HSCP and partners. 568 ABIs have been delivered to date (target 419) along with 379 alcohol counselling sessions. These interventions have taken place in leisure centres, libraries, Voluntary Action market places, community centres and food banks. Staff training on ABIs was delivered during the year.

Unpaid Carers

Working with East Renfrewshire Carers Centre, we have continued to ensure that carers have had access to guidance and support throughout the year. We refreshed our Carers Strategy for the period 2024 to 2026 and will continue to work with our Carers Collective to progress and monitor progress of the key activities that will deliver positive outcomes for carers.

We know that carers have been adversely impacted by cost of living challenges and the partnership between the Centre and East Renfrewshire Citizens Advice Bureau ensured that carers were supported with grant funding as well as wider support covering practical and emotional needs.

Community Justice

The provision of Community Payback Orders (CPOs) was significantly impacted by the pandemic. However, the proportion of CPOs completed within court timescales has continued to improve steadily and was 89% for 2023/24, up from 83% in 2022/23 and ahead of target (80%).

We continue to support people with convictions into employment and volunteering. A new justice employability programme, Moving Forward 2 Change (MF2C), began in June 2023, resulting in a 181% increase in participants. 57% of participants achieved positive employability and volunteering outcomes, down from 64% in 2022/23. Although missing our target of 60% all other participants on the programme demonstrated a positive training or educational outcome.

The HSCP delivers accredited programmes aimed at reducing reoffending. The criminal justice service uses appropriate risk assessment tools to identify need and reduce the risk of further offending and all staff access accredited risk assessment tool training. Justice Social Workers have undertaken training in the Throughcare Assessment Release Licence (TARL) process which will strengthen collaborative risk assessments between community-based and prison-based Social Work. All Justice staff are now trained in this approach.

New staff have accessed Trauma Informed Practice training as it has become available. All Justice Social Work Staff have now completed their Level 3 Trauma training. This has been

complemented by all staff undertaking a range of training including cognitive behavioural therapy work.

The HSCP works to deliver a whole systems approach to diverting both young people and women from custody. The Justice Social Work Service continue to provide assessments and interventions within the Diversion from Prosecution scheme. Staff continue to utilise Justice Social Work Reports to explore all available community-based options where appropriate.

Staff Resilience and Wellbeing

Our staff across the HSCP continue to deliver services with incredible resilience, commitment and creativity. This ongoing dedication has allowed us to work through a difficult year including the impact on a reducing workforce as we try to manage our financial pressures.

Covid-19 and Flu Vaccination Programme

The HSCP continued to deliver vaccinations to care home residents and staff, as well as housebound patients within East Renfrewshire as part of the winter and booster vaccination programmes. The HSCP again supported the vaccination clinics run by Greater Glasgow and Clyde with weekend clinics were held at Barrhead and Eastwood Health and Care Centres.

Climate Change

Whilst the IJB completed the required Public Sector Compliance Report with Climate Change Duties 2022, the information was minimal as the IJB itself does not hold assets or directly deliver services. These are delegated to either the health board or the local authority. Therefore the accountability and responsibility for climate change governance and delivery sits with our partner organisations, with the HSCP supporting such delivery.

Other Support and Service Impacts

Our nationally hosted service, the Scottish Centre of Technology for the Communication Impaired (STCTI) has continued to support individuals across 12 health boards in Scotland making full use of remote and virtual communication.

Our hosted Autism service is still seeing very high demand for assessment and diagnosis with a 200% increase since 2020. This has meant significant capacity challenges and as the service was required to focus on diagnosis this diminishes capacity to support people after a diagnosis.




Our partner East Renfrewshire Council provided £0.853 million non-recurring support in 2023/24 for the HSCP to deliver a number of initiatives related to Covid-19 recovery:













- Increasing our Talking points capacity to support the development of more community groups
- Extend the warm spaces and community cafe initiatives in our Health & Care centres
- Additional staffing cover to help meet pressures over the winter months
- Wellbeing and recovery support along with "go bags" to support domestic abuse survivors
- Financial support for foster carers, recognising the cost of living challenges

- Support to extend the staff and our partners wellbeing programme within the HSCP
- Provide additional materials to support community justice work
- Provide additional wellbeing support for vulnerable individuals, particularly those with additional support needs
- Housing and mental health support for our young people
- Funding to work with older children as they transition into adult services
- Support work for young people affected by drugs and alcohol

Key Risks and Uncertainties

The IJB regularly reviews its Strategic Risk Register over the course of each year; there are currently 12 risks rated red, amber or green (RAG) depending on the likelihood and severity of the impact. This is one less risk than in 2022/23 as Failures within an IT System is no longer considered a strategic risk.

The trend shows whether the risk has increased , decreased  or is unchanged , from the previous year. The table below summarises those risks and shows the RAG rating of each after mitigating actions to minimise impact.

Area of Risk	RAG	Trend
Death or significant harm to a vulnerable individual	Amber	
Scottish Child Abuse Inquiry	Amber	
Child, Adult and Multi-Agency Public Protection Arrangements	Green	
Financial Sustainability	Red	
Failure of a provider	Amber	
Access to Primary Care	Amber	
Increase in Older Population	Amber	
Workforce Planning and Change	Amber	
Increase in children & adults with additional support needs	Amber	
In-House Care at Home Service	Amber	
Business Continuity, Covid-19 & Recovery	Amber	
Analogue to Digital Switchover	Amber	

The link to our strategic risk register is included at the end of this document. The full risk register provides details of all the risks above and shows the risk rating pre and post mitigating actions.

The one red risk post mitigating actions is Financial Sustainability. This has been a red risk for a number of years for the HSCP given the pre and post pandemic savings required to deliver a balanced budget, managing demographic and demand pressures, managing the complexity and volatility of prescribing costs, the continued impact of Covid-19 and the ongoing economic factors including cost of living pressures. This culminated in a financial recovery process in 2023/24. The IJB members are fully aware of the challenges and risks we are facing and this is regularly discussed at meetings and seminars.

In addition to our Strategic Risk Register, each service area holds an operational risk register and business continuity plan. In addition to the risks shown above there are also a number of




uncertainties facing the IJB and these are identified in the future challenges section within this report.

2023/24 Strategic Performance - Achievements and Challenges

Our Annual Performance Report demonstrates how we review our performance for 2023/24 against local and national performance indicators and against the commitments within our Strategic Plan. We take a quarterly update report to the Performance and Audit Committee of the IJB throughout the year. The information below provides an overview of the areas where we have performed particularly well and those areas where we need to focus improvement. The data shows that despite the severe pressures the partnership is facing we have continued to support our most vulnerable residents and have performed well against many of our outcome-focused performance indicators.




The extract below shows the headline indicators we look at each year to assess our performance. The RAG status and trend arrows are explained below. Intended performance direction is given in the description of each indicator.

Key to performance status	
Green	Performance is at or better than the target
Amber	Performance is close (approximately 5% variance) to target
Red	Performance is far from the target (over 5%)
Grey	No current performance information or target to measure against




Direction of travel*	
	Performance is IMPROVING
	Performance is MAINTAINED
	Performance is WORSENING

*For consistency, trend arrows always point upwards where there is improved performance or downwards where there is worsening performance including where our aim is to decrease the value (e.g. if we successfully reduce a value the arrow will point upwards).



Where We Have Performed Well

Strategic Priority 1 - Working together with children, young people and their families to improve mental wellbeing								
Indicator	2023/24	Current Target	2022/23	2021/22	2020/21	2019/20	2018/19	Trend from previous year
Percentage of children with child protection plans assessed as having an increase in their scaled level of safety at three monthly review periods. <i>(Aim to increase)</i>	100%	100%	100%	84%	87.5%	n/a	n/a	
% Looked After Children with more than one placement within the last year (Aug-Jul). (LGBF) <i>(Aim to decrease)</i>	n/a	Data only	14.4%	20.8%	20%	18.8%	24.5%	
Balance of Care for looked after children: % of children being looked after in the Community (LGBF) <i>(Aim to increase)</i>	n/a	Data only	92.2%	92.7%	91.1%	94.9%	98.0%	

We have seen continuing strong performance on supporting our care experienced children (no children experiencing three or more placements); and positive outcomes for child protection cases (100% with increased levels of safety). We saw a slight decline in the proportion of children looked after in the community. However, at 92% our balance of care is very positive, comparing with a national average of 89% of children being looked after in the community.

Strategic Priority 2 - Working together with people to maintain their independence at home and in their local community								
Indicator	2023/24	Current Target	2022/23	2021/22	2020/21	2019/20	2018/19	Trend from previous year
Percentage of people aged 65+ who live in housing rather than a care home or hospital (MSG) <i>(Aim to increase)</i>	n/a	97%	97%	97%	97%	97%	95.9%	
People reporting 'living where you/as you want to live' needs met (%) <i>(Aim to increase)</i>	91%	90%	89%	89%	91%	88%	92%	
Percentage of those whose care need has reduced following re-ablement <i>(Aim to increase)</i>	63.9%	60%	48%	60%	31%	67	68	

We continue to support people to maintain their independence at home. 97% of people aged 65+ live in housing rather than a care home or hospital. 63% of people aged 65+ with intensive care needs (i.e. requiring 10 hours or more of support per week) are receiving care at home (ahead of our target). Our outcome measure shows that 91% of people are living where and as they want to live, reflecting our commitment to supporting independence. The percentage of people with reduced care needs following re-ablement / rehabilitation increased significantly during the year to 64% (from 48% in 2022/23).

Strategic Priority 3 - Working together to support mental health and well-being								
Indicator	2023/24	Current Target	2022/23	2021/22	2020/21	2019/20	2018/19	Trend from previous year
Mental health hospital admissions (age standardised rate per 1,000 population) <i>(Aim to decrease)</i>	n/a	2.3	1.2	1.2	1.4	1.6	1.5	
Achieve agreed number of screenings using the setting-	568	419	173	0	5	33	93	

Strategic Priority 3 - Working together to support mental health and well-being								
Indicator	2023/24	Current Target	2022/23	2021/22	2020/21	2019/20	2018/19	Trend from previous year
appropriate screening tool and appropriate alcohol brief intervention, in line with SIGN 74 guidelines. <i>(Aim to increase)</i>								
Percentage of people with alcohol and/or drug problems accessing recovery-focused treatment within three weeks. <i>(Aim to increase)</i>	93%	90%	96%	95%	95%	89%	95%	↓


The latest data shows that the rate of mental health hospital admissions remains low in East Renfrewshire. During 2023/24 we saw continuing positive performance for drug and alcohol service waiting times with 93% accessing treatment within 3 weeks. We have been delivering increasing numbers of alcohol brief interventions (ABIs) – 568 up from 173 the previous year.

Strategic Priority 4 - Working together to meet people's healthcare needs								
Indicator	2023/24	Current Target	2022/23	2021/22	2020/21	2019/20	2018/19	Trend from previous year
No. of A & E Attendances (adults) <i>(Aim to decrease)</i> (MSG data)	17,824*	18,335	17,356	16,877	13,677	20,159	20,234	↓
Number of Emergency Admissions: Adults <i>(Aim to decrease)</i> (MSG data)	6,973*	7,130	6,692	7,894	7,281	7,538	7,264	↓
Emergency readmissions to hospital within 28 days of discharge (rate per 1,000 discharges) <i>(Aim to decrease)</i>	73*	100	69	77	98	78	79	↓


Strategic Priority 4 - Working together to meet people's healthcare needs								
Indicator	2023/24	Current Target	2022/23	2021/22	2020/21	2019/20	2018/19	Trend from previous year
to decrease) NI-14								

*Full year data not available for 2023/24. Figure relates to 12 months Jan-Dec 2023.


In East Renfrewshire, unplanned hospital attendances and admissions are stable (having increased slightly and remaining within target) and have not returned to pre-pandemic levels. We continue to perform ahead of target for the rate of emergency readmissions.

Strategic Priority 5 - Working together with people who care for someone ensuring they are able to exercise choice and control in relation to their caring activities								
Indicator	2023/24	Current Target	2022/23	2021/22	2020/21	2019/20	2018/19	Trend from previous year
People reporting 'quality of life for carers' needs fully met (%) (Aim to increase)	84.5%	80%	80%	92%	91%	92%	78%	


We continue to support our unpaid carers in partnership with local support organisations. Our satisfaction measure on 'quality of life' for carers declined in 2022/23 reflecting the pressures of the pandemic period. In 2023/24, performance improved to 85% (up from 80%). Through our new Carers Strategy we are focused on ensuring that carers have access to the guidance and support they need.

Strategic Priority 6 - Working together with our partners to support people to stop offending								
Indicator	2023/24	2022/23	Current Target	2021/22	2020/21	2019/20	2018/19	Trend from previous year
Community Payback Orders - Percentage of unpaid work placement completions within Court timescale. (Aim to increase)	89%	80%	83%	81%	75%	71%	84%	

The provision of Community Payback Orders (CPOs) was significantly impacted by the pandemic. However, the proportion of CPOs completed within court timescales has continued to improve steadily; now at 89% (up from 83%) and ahead of our target.


Strategic Priority 7 - Working together with individuals and communities to tackle health inequalities								
Indicator	2023/24	Current Target	2022/23	2021/22	2020/21	2019/20	2018/19	Trend from previous year
Premature mortality rate per 100,000 persons aged under 75. (European age-standardised mortality rate) (Aim to decrease) NI-11	n/a	Data Only	264	333	334	295	308	


As a partnership we are focused on tackling health inequalities and improving life chances for our residents. The premature mortality rate has dropped significantly and East Renfrewshire now has the lowest rate in Scotland.

Strategic Priority 9 - Protecting people from harm								
Indicator	2023/24	Current Target	2022/23	2021/22	2020/21	2019/20	2018/19	Trend from previous year
% Change in women's domestic abuse outcomes (Aim to increase)	93%	85%	90%	87%	84%	79%	64%	

During 2023/24, we continued to improve personal outcomes for women and families affected by domestic abuse. Improved outcomes were at 93%, up from 90% in 2022/23.


Where Our Performance Needs to Improve

Strategic Priority 1 - Working together with children, young people and their families to improve mental wellbeing								
Indicator	2023/24	Current Target	2022/23	2021/22	2020/21	2019/20	2018/19	Trend from previous year
Percentage of children and young people subject to child protection who have been offered	65%	100%	61%	62%	63%	n/a	n/a	



Strategic Priority 1 - Working together with children, young people and their families to improve mental wellbeing								
Indicator	2023/24	Current Target	2022/23	2021/22	2020/21	2019/20	2018/19	Trend from previous year
advocacy. (Aim to increase)								
% Child Protection Re-Registrations within 18 months (LGBF) (Aim to decrease)	n/a	Data only	12.5%	0	0	15.8%	7.7%	

In line with our Signs of Safety approach and ongoing commitment to the UN Convention on the Rights of the Child, we expect all children involved with a statutory assessment to be offered advocacy support. Our reporting mechanism for this measure has recently been improved to ensure our figures highlight accurately the offer of advocacy or reasons why declined. We expect performance to improve for this measure next year.

The figure for re-registrations has increased from 0% for the previous reporting year (21/22). This is due to a very small number of children (2 (siblings) out of 16 CP cases = 12.5%) being re-registered within an 18 month period. Performance on this measure tends to fluctuate for East Renfrewshire due to the impact of a small number of cases.


Strategic Priority 2 - Working together with people to maintain their independence at home and in their local community								
Indicator	2023/24	Current Target	2022/23	2021/22	2020/21	2019/20	2018/19	Trend from previous year
Number of people self-directing their care through receiving direct payments and other forms of self-directed support. (Aim to increase)	548	600	488	458	551	575	514	

We continue to work to maximise choice and control for the people we support and saw an increase in update of SDS in the 2023/24 but continued to miss our target. Due to the pressures facing the HSCP we are focusing our resources on people with higher levels of need and expect to see reduced number of people able to access SDS Options 1 and 2.

Strategic Priority 3 - Working together to support mental health and well-being								
Indicator	2023/24	Current Target	2022/23	2021/22	2020/21	2019/20	2018/19	Trend from previous year
Percentage of people waiting no longer than 18 weeks for access to psychological therapies (<i>Aim to increase</i>)	84%	90%	75%	76%	74%	65%	54%	
% of service users moving from drug treatment to recovery service (<i>Aim to increase</i>)	4%	10%	5%	9%	6%	16%	22%	

Performance on waiting times for psychological therapies improved during the year and we are moving towards the national target of 90%. Over the course of 2023/24, 416 individuals started Psychological Therapy within mental health services. The longest wait over the course of this year was 30 weeks. All services have had unforeseen staffing absences and vacancies, contributing to limited appointments being available and leading to waiting times increasing. Nevertheless, our teams have been working to minimise any decline in performance.

The proportion of people moving through treatment to recovery services decreased to 4% during the year (from 5%). Supporting people to progress through treatment into recovery continues to be a key priority however this can be influenced by a number of factors such as individuals experiencing crisis or ill health.

Strategic Priority 4 - Working together to meet people's healthcare needs								
Indicator	2023/24	Current Target	2022/23	2021/22	2020/21	2019/20	2018/19	Trend from previous year
Acute Bed Days Lost to Delayed Discharge (Aged 18+ including Adults with Incapacity) (<i>Aim to decrease</i>) (MSG data)	4,821*	1,893	4,625	4,546	2,342	1,788	2,284	

*Full year data not available for 2023/24. Figure relates to 12 months Jan-Dec 2023.

As a result of the continuing pressures on the social care sector and particularly our care at home service during the year, we saw a higher than usual average number of delayed discharges and the number of hospital bed days lost to delayed discharge as a result of the

continuing pressures on the social care sector and particularly our care at home service. Increased pressures on care at home services through higher demand and staff capacity issues, and higher levels of frailty and complexity among people returning to the community from hospital impacted performance on delays. However, we continue to be one of the best performing partnerships for minimising delays in Scotland.

Strategic Priority 6 - Working together with our partners to support people to stop offending								
Indicator	2023/24	2022/23	Current Target	2021/22	2020/21	2019/20	2018/19	Trend from previous year
% Positive employability and volunteering outcomes for people with convictions. (Aim to increase)	57%	60%	67%	56.5%	66%	65%	55%	↓

We continue to support people with convictions into employment and volunteering. A new justice employability programme began in June 2023, resulting in a 181% increase in participants. Although employment/volunteering outcomes dropped from 64% to 57% all other participants took up training/education opportunities.

Strategic Priority 7 - Working together with individuals and communities to tackle health inequalities								
Indicator	2023/24	Current Target	2022/23	2021/22	2020/21	2019/20	2018/19	Trend from previous year
Breastfeeding at 6-8 weeks most deprived SIMD data zones (Aim to increase)	n/a	25%	19.2%	17.9%	7.5%	15.4%	22.9	↑

Although we remain below our target, breastfeeding rates in our most disadvantaged neighbourhoods have increased to 19.2% (22/23); up from 17.9% in 21/22 and 7.5% in 20/21. The drop-off rate between first visit and 6-8 weeks is very low. The gap in breastfeeding rates between the most affluent (SIMD 5) and the most deprived (SIMD 1) areas, has decreased for the third year in a row from 36.6% in 2019/20 to 25.7% in 2022/23.

Organisational measures								
Indicator	2023/24	Current Target	2022/23	2021/22	2020/21	2019/20	2018/19	Trend from previous year
Percentage of days lost to sickness absence for HSCP NHS staff (<i>Aim to decrease</i>)	8.3%	4.0%	7.5%	6.9%	5.5%	7.3%	6.8%	↓
Sickness absence days per employee - HSCP (LA staff) (<i>Aim to decrease</i>)	19.5	17.5	20.3	14.7	13.6	19.1	16.4	↑

Sickness absence remains an area of focus for the partnership. Although absence has increased amongst NHS staff, we have seen an improvement in absence for Council staff groups during 2023/24. This can be attributed to the increased support measures implemented within Care at Home including Absence Panels and increasing the level of resource to support.

Financial Performance

Funding 2023/24

The net total health and social care funding from our partners during the financial year 2023/24 was £189.470 million to meet the cost of the services we provided. In addition to this, as part of the financial recovery process we received additional non-recurring funding; £2.657 million from East Renfrewshire Council and £2.095 million from NHS Greater Glasgow and Clyde to fund the deficit for the year.

	£ Million
NHS Greater Glasgow and Clyde Primary Care	90.484
NHS Greater Glasgow and Clyde Large Hospital Services	30.194
East Renfrewshire Council Social Care	68.343
East Renfrewshire Council Housing Aids and Adaptations	0.449
Net Funding per agreed budgets	189.470
Additional Funding from NHSGGC (budget)	2.095
Additional Funding from East Renfrewshire Council (income)	2.657
Total All Funding from Partners	194.222

The Comprehensive Income and Expenditure Statement (CIES) (page 57) shows the IJB gross income as £220.555 million, as that statement shows service income, grant funding and resource transfer which are included within the net funding from our partners in the table above. The purpose of the CIES presentation is to show the gross cost of the services we provide.

The legislation requires the IJB and Health Board to put in place arrangements to support the set aside budget requirements for unscheduled care (for large hospital services). The Greater Glasgow and Clyde wide Unscheduled Care Commissioning Plan continues to evolve and the latest plan and financial framework was last presented to the IJB in November 2022.

Resource Transfer shows NHS Greater Glasgow and Clyde specific funding for historic bed closures and is used to purchase care packages and community-based services. The historic Social Care Fund which was allocated by the Scottish Government to IJBs, via the NHS funding stream, to meet specific costs such as living wage and other fair work practices and adult demographic pressures is included within resource transfer.

Financial Performance 2023/24

The annual report and accounts for the IJB covers the period 1st April 2023 to 31st March 2024. The budgets and outturns for the operational services (our management accounts) are reported regularly throughout the year to the IJB, with the final position summarised:

Service	Unaudited Budget	Spend	Variance (Over) / Under	Variance (Over) / Under
	£ Million	£ Million	£ Million	%
Children & Families	13.777	12.989	0.788	5.72%
Older Peoples Services	27.544	27.764	(0.220)	(0.80%)
Physical / Sensory Disability	6.234	6.348	(0.114)	(1.83%)
Learning Disability – Community	19.248	19.687	(0.439)	(2.28%)
Learning Disability – Inpatients	9.959	11.330	(1.371)	(13.77%)
Augmentative and Alternative Communication	0.295	0.219	0.076	25.76%
Intensive Services	15.788	18.287	(2.499)	(15.83%)
Mental Health	6.274	5.733	0.541	8.62%
Addictions / Substance Misuse	2.417	2.155	0.262	10.84%
Family Health Services	30.411	30.475	(0.064)	(0.21%)
Prescribing	17.318	19.780	(2.462)	(14.22%)
Criminal Justice	0.074	0.086	(0.012)	(16.22%)
Finance and Resources	9.488	8.726	0.762	8.03%
Net Expenditure Health and Social Care	158.827	163.579	(4.752)	(2.99%)
Housing	0.449	0.449	-	-
Set Aside for Large Hospital Services	30.194	30.194	-	-
Total Integration Joint Board	189.470	194.222	(4.752)	(2.99%)
Additional Funding from NHSGGC	2.095	-	2.095	-
Additional Funding from ERC	-	(2.657)	2.657	-
Total Integration Joint Board	191.565	191.565	-	-

The operational overspend, before the additional funding from both partners is applied, is £4.752 million (2.99%) and is marginally better than the last reported position taken to the IJB which was £5.361 million of an overspend. The main variances to the budget were:

- £2.499 million overspend within Intensive Services from Care at Home cost pressures combined with unachieved savings
- £2.462 million overspend in prescribing resulting from both increased volume and costs
- £1.371 million overspend in the Learning Disability In-Patients service resulted from the level of additional staffing for special observations and managing the patient dynamics
- £0.788 million underspend in Children and Families was mainly from vacancy management and maximising available reserves
- The remaining overspends were primarily from savings shortfalls and the underspends were from vacancy management and release of reserves

Detailed reporting is taken to each meeting of the IJB throughout the year and in the latter months of 2023/24 frequent discussions took place with both partners as part of the financial recovery process.

The set aside budget is shown as nil variance as this currently is not a cash budget to the HSCP and the annual amount reported is agreed each year with NHS Greater Glasgow and Clyde. The actual expenditure share for 2023/24 was identified as £30.194 million and is £1.590 million less than our notional budget, however there is nil cash impact. This notional underspend is net of increased costs in relation to older people, offset by less than our notional share of acute, emergency and respiratory medical services. As outlined earlier, work is ongoing to agree the mechanism for bringing the set aside budget into an operational stage and this includes ensuring a balanced budget will be achieved.

A number of services are hosted by the other IJBs who partner NHS Greater Glasgow and Clyde and our use of hosted services is detailed at Note 4 (Page 67). The hosted services are accounted for on a principal basis, as detailed at Note 11 (Page 75).

The information above reflects our management accounts reporting throughout 2023/24 whilst the CIES (Page 57) presents the financial information in the required statutory reporting format; the movement between these of £0.570 million is a result of the management accounting treatment of reserves:

Reconciliation of CIES to Operational Underspend	£ Million	£ Million
IJB operational underspend on service delivery *		0.000
Reserves planned use during the year	(4.526)	
Reserves added during the year	0.344	
Net movement between management accounts and CIES		(4.182)
IJB CIES overspend		(4.182)

* Inclusive of financial recovery funding from partners

Reserves

We used £4.526 million of reserves in year and we also added £0.344 million into earmarked reserves. The year on year movement in reserves is set out in detail at Note 8 (Page 73) and is summarised:

	£ Million	£ Million
Reserves at 31 March 2023		6.046
Planned use of existing reserves during the year	(4.526)	
Funds added to reserves during the year	0.344	
Net decrease in reserves during the year		(4.182)
Reserves at 31 March 2024		1.864

The purpose, use and categorisation of IJB reserves is supported by a Reserves Policy and Financial Regulations, both of which were reviewed in September 2023.

The reserves of the IJB fall into three types:

- Ring-fenced: the funding is earmarked and can only be used for that specific purpose
- Earmarked: the funding has been allocated for a specific purpose
- General: this can be used for any purpose

As part of the financial recovery process for 2023/24 The IJB used all possible reserves available to mitigate cost pressures. This means the only reserves being taken into 2024/25 are for specific funding initiatives set by the Scottish Government or where funding is committed within an existing project.

Ring-Fenced Reserves

The spend in year was £1.113 million on existing initiatives and £0.1 million was added towards the end of the year for new Drug Intervention funding. The funding to support the development of a Recovery Hub at £0.489 million is the material element of the £0.8 million balance taken to 2024/25.

Earmarked Reserves

Our earmarked reserves are in place to support a number of projects and included bridging finance to support the delivery of savings. We used £3.141 million during the year and will take £1.064 million into 2024/25. This balance supports commitments already in place and the three main areas are supporting the whole family wellbeing project, trauma informed practice and the learning disability community living change fund. There are no bridging finance reserves remaining for 2024/25.

General Reserves

Our general reserve is now nil as we used the £0.272 million we held as part of the financial recovery process. The IJB recognises that this means it is not compliant with its Reserves Policy which advocates a 2% of budget should be the level of reserves held.

The use of reserves was reported to the IJB within our routine revenue reporting and during 2023/24 and this included the decision to un-hypothecate every reserve possible to mitigate cost pressures.

Future Challenges

The IJB continues to face a number of challenges, risks and uncertainties in the coming years and this is set out in our current Medium-Term Financial Plan (MTFP) for 2024/25 to 2028/29 and our Strategic Plan for 2022/23 to 2024/25. These key strategies also inform our strategic risk register and collectively support medium-term planning and decision making.

The IJB operates in a complex environment with requirements to ensure statutory obligations, legislative and policy requirements, performance targets and governance and

reporting criteria are met whilst ensuring the operational oversight of the delivery of health and care services.

UK and Scottish Government legislation and policies and how they are funded can have implications on the IJB and how we use our funding over time.

The most significant challenges for 2024/25 and beyond include:

- delivering savings to ensure financial sustainability, ensuring sufficient flexibility to allow for slippage, shortfalls or changes
- recognising the tension between delivering a level of savings that will allow the IJB to start to rebuild reserves and protecting service delivery
- managing reduced service capacity as a result of savings and maintaining discharge without delay from hospital and other key indicators
- delivering on our Recovery & Renewal programme for areas of change, including the implementation of a new case recording system
- understanding the longer term impacts of Covid-19 on mental and physical health
- recruitment and retention of our workforce, particularly in the current cost of living crisis
- managing prescribing demand and costs in partnership with our GPs
- supporting the physical and mental health and wellbeing of our workforce and our wider population, again further impacted by the current cost of living challenges
- meeting increased demand for universal services without funding for growth, including increased population demand and new care homes opening within the area
- we may also need to prepare for the challenges and opportunities that may arise from a national care service

The IJB agreed its budget for the financial year 2024/25 on 27th March 2024 recognising the significant challenges brought forward from 2023/24 as well as new demand and cost pressures for 2024/25.

Those cost pressures are £17.023 million and are offset in part by available funding of £7.206 million; leaving a funding gap of £9.817 million. A savings programme is in place, with a target of £11.796 million; this is to ensure we deliver a minimum level of savings to close the funding gap and ideally achieve more savings than required in year. We know that £2.316 million of the funding that offsets the cost pressures in 2024/25 is non-recurring for the next two years so we are planning ahead to ensure we have sufficient recurring savings come 2026/27. We do not have reserves to offset any shortfall in 2024/25.

Revenue Budget	ERC	NHS	Total
	£m	£m	£m
1. Cost Pressures			
Pay	1.043		1.043
Inflation & Living Wage	4.736		4.736
Demographic & Demand	1.997		1.997
Legacy Savings	3.843		3.843
Service Pressures	1.500	0.600	2.100
Prescribing		3.304	3.304
	13.119	3.904	17.023
2. Funding available towards pressures			
Recurring	4.894		4.894
Non-Recurring	2.312		2.312
	7.206	0	7.206
3. Unfunded Cost Pressures	5.913	3.904	9.817
4. Proposals to Close the Funding Gap			
Savings complete	0.871	0	0.871
Savings prioritised 1 to 4	7.021	1.889	8.91
Redesign proposals in development		2.015	2.015
	7.892	3.904	11.796

Pay award funding to be confirmed; every 1% equates to c£0.2m

Savings progress will continue to be reported to the IJB within the routine financial reporting and the Supporting People Framework is the most significant saving at c£4 million.

The budget report sets out the detail behind each of the cost pressures and it is important to note that these include contractual and policy requirements that must be met. The full detail of all savings is included in this report

Whilst the scale of this challenge is significant to East Renfrewshire, particularly as one the smaller HSCPs this is not unique; the national position across all public sector services shows a challenging financial outlook.

The 2023/24 budget overspend was mitigated by additional non-recurring funding from both our partners; this will not be an option in 2024/25.

Looking forward to 2025/26 and beyond in any one year the modelled cost pressure could range from £3.5 million to £8.6 million depending on the combination of factors.

It also needs to be recognised that these scenarios show the potential level of cost pressure and do not make any allowance for any funding that may offset any future cost. For example in prior years the Scottish Government has provided funding for some pay and non-pay cost pressures.

Given the current levels of uncertainty it is not possible to assume anything beyond a flat cash approach at this time.

The assumptions are also predicated on full and recurring delivery of the 2024/25 savings.

Demographic pressures remain a very specific challenge for East Renfrewshire as we have an increasing elderly population with a higher life expectancy than the Scottish average and a rise in the number of children with complex needs resulting in an increase in demand for services.

Economic challenges are significant as we are seeing little recovery in the global economy and although inflation is on a downward trend, particularly with utilities, although this is a slow decline. The biggest risk remains to the IJB remains the cost volatility in prescribed drugs with inflation remaining a significant factor (around 8% in 2023/24).

The cost of pay inflation is still comparatively high and although inflation across a range of goods and services (CPI) is falling, this dropped to 4% in December 2023, this is still well above the UK target of 2%.

Our population and households are not impacted equally by the cost of living crisis and we know those with lower income are disproportionately affected.

We have successfully operated integrated services for around 20 years so we have faced a number of challenges and opportunities over the years, including delivering significant levels of savings; this means that we need to take very difficult decisions and look at radical options for change.

Prescribing will not only rise in line with population increases but is also subject to many other factors. This area is so volatile it is difficult to accurately predict however system wide work is in place across NHS Greater Glasgow and Clyde to support the delivery of a range of actions to mitigate some of the cost pressures we are seeing

Maintaining Discharge without Delay performance is a key issue for us. In order to achieve the target we continue to require more community based provision and this is dependent on availability of care. The medium-term aspiration remains that the costs of increased community services will be met by shifting the balance of care from hospital services. The work to agree a funding mechanism to achieve this remains ongoing with NHS Greater Glasgow and Clyde and its partner IJBs through an Unscheduled Care Commissioning Plan.

The longer term impact on the on the sustainability of our partner care provider market in the post Covid-19 pandemic and current economic climate remains a significant issue. Our Strategic Commissioning plan sets out the detail on how we will work with our partners in the third and independent sectors in the coming years. The way we commission services may be impacted by the creation of a national care service. There is an increasing tension between cost expectations from care providers including those on national procurement frameworks and contracts and the funding, or more specifically the lack of that IJBs have to meet any additional increases

We plan to deal with these challenges in the following ways:

- Delivery of the required savings for 2024/25 with a deliberate intention to work to over-recover where possible to allow us to build back from financial recovery. Delivery of the Supporting People Framework savings programme is the most significant element of the programme
- Further develop full savings options for 2025/26 and beyond; this will include development of charging options for non-residential care and support
- Our Recovery and Renewal Programme continues and will focus on key projects to support the HSCP with major areas of change as well as short life projects to support delivery of benefits; this includes implementation of a new case recording IT system
- We will update our Medium-Term Financial Plan on a regular basis reflecting assumptions and projections as issues become clearer; this will also inform planning for our 2025/26 budget
- We will continue to monitor the impacts of Covid-19, economic and inflationary factors along with operational issues through our financial and performance monitoring to allow us to take swift action where needed, respond flexibly to immediate situations and to inform longer term planning
- We will review our Strategic Improvement Plan that was agreed by the IJB in January 2020 which set out the combined actions / areas for improvement from the Joint Strategic Inspection of the IJB in 2019 and from the Ministerial Strategic Group self-evaluation and the findings from the Audit Scotland Report: Health and Social Care Integration, also 2019. This work was paused during the pandemic and will be incorporated if and where required to current plans
- We will complete the review of our Integration Scheme; work has progressed during 2023/24 and this should be finalised in 2024/25 with partners
- We routinely report our performance to the IJB with further scrutiny from our Performance and Audit Committee and our Clinical and Care Governance Group, including follow up from any inspections. The service user and carer representation on the IJB and its governance structures is drawn from Your Voice which includes representatives from community care groups, representatives from our localities and representatives from equality organisations including disability and faith groups. This partnership working is a key element to mitigating the impacts of the Supporting People Framework
- Workforce planning will continue to support identification of our current and future requirements. Recruitment and retention of staff is key to all service delivery and we have mitigated as far as possible by minimising the use of temporary posts and developing our workforce and organisational learning and development plans. We are refreshing our 3-year workforce plan. This will also include any implications from the Health and Care Staffing (Scotland) Act 2019
- We will continue with the redesign of the Learning Disability Inpatient bed model and progress the programme of health checks for people with a learning disability, following a successful pilot year

- Governance Code; we have robust governance arrangements supported by a Governance Code
- The IJB continues to operate in a challenging environment and our financial, risk and performance reporting continue to be a key focus of each IJB agenda

The future challenges detailed above and our associated response include the main areas of risk that the IJB is facing. The uncertainty of the current economic climate, the longer term impact of Covid-19 on our population, the capacity for the HSCP and its partners to meet continued demand and complexity whilst delivering such challenging savings remain significant risks.

Conclusion

East Renfrewshire Integration Joint Board is well placed in terms of its maturity to address the coming challenges, building on many years of delivering integrated health and social care services and continuing to lead on developing new and innovative models of service delivery. However maintaining financial sustainability whilst meeting the needs of our population is increasingly challenging.

The level of uncertainty over the medium to long term on funding, the long term pandemic impact on our population and the associated demand for services, with very difficult shorter-term financial challenges give a difficult outlook however we continue to plan ahead and prepare for a range of scenarios.

Katie Pragnell
Chair
Integration Joint Board

25th September 2024

Julie Murray
Chief Officer
Integration Joint Board

25th September 2024

Lesley Bairden ACMA CGMA
Chief Financial Officer
Integration Joint Board

25th September 2024

Statement of Responsibilities

Responsibilities of the Integration Joint Board

The IJB is required to:

- Make arrangements for the proper administration of its financial affairs and to ensure that one of its officers has the responsibility for the administration of those affairs (section 95 of the Local Government (Scotland) Act 1973). In East Renfrewshire IJB, the proper officer is the Chief Financial Officer.
- Manage its affairs to secure economic, efficient and effective use of resources and safeguard its assets.
- Ensure the annual accounts are prepared in accordance with legislation (The Local Authority Accounts (Scotland) Regulations 2014), and so far as is compatible with that legislation, in accordance with proper accounting practices (section 12 of the Local Government in Scotland Act 2003) and (Coronavirus (Scotland) Act 2020).
- Approve the annual accounts for signature.

I confirm that the audited Annual Accounts will be presented on 25th September 2024 for approval.

Katie Pragnell
Chair
Integration Joint Board 25th September 2024

Responsibilities of the Chief Financial Officer

The Chief Financial Officer is responsible for the preparation of the IJB's annual accounts in accordance with proper practices as required by legislation and as set out in the CIPFA/LASAAC Code of Practice on Local Authority Accounting in the United Kingdom (the Accounting Code).

In preparing these annual accounts, the Chief Financial Officer has:

- Selected appropriate accounting policies and applied them consistently.
- Made judgements and estimates that are reasonable.
- Complied with the legislation.
- Complied with the Local Authority Accounting Code (in so far as it is compatible with the legislation).

The Chief Financial Officer has also:

- Kept proper accounting records that were up-to-date.
- Taken reasonable steps for the prevention and detection of fraud and other irregularities.

I certify that the financial statements give a true and fair view of the financial position of East Renfrewshire Integration Joint Board as at 31st March 2024 and the transactions for the IJB for the period covering 1st April 2023 to 31st March 2024.

Lesley Bairden ACMA CGMA
Chief Financial Officer
Integration Joint Board 25th September 2024

Remuneration Report

Introduction

The Local Authority Accounts (Scotland) Regulations 2014 (SSI No. 2014/200) requires local authorities and IJBs in Scotland to prepare a Remuneration Report as part of the annual statutory accounts.

The IJB does not directly employ any staff in its own right. All staff are employed through either East Renfrewshire Council or NHS Greater Glasgow and Clyde. The report contains information on the IJB's Chief Officer's remuneration together with any taxable expenses relating to voting members claimed in the year. The remuneration of senior officers is determined by the contractual arrangements of East Renfrewshire Council and NHS Greater Glasgow and Clyde.

For 2023/24 no taxable expenses were claimed by members of the IJB.

The board members are entitled to payment for travel and subsistence expenses relating to approved duties. Payment of voting board members' allowances is the responsibility of the member's individual partnership body. Non-voting members of the IJB are entitled to the payment of travel expenses.

The IJB does not provide any additional remuneration to the Chair, Vice Chair or any other board members relating to their role on the IJB.

The information in the tables below is subject to external audit. The explanatory text in the Remuneration Report is reviewed by external auditors to ensure that it is consistent with the financial statements:

Integration Joint Board

The voting members of the IJB were appointed through nomination by East Renfrewshire Council and NHS Greater Glasgow and Clyde.

Senior Officers

The Chief Officer is appointed by the IJB in consultation with East Renfrewshire Council and NHS Greater Glasgow and Clyde. The Chief Officer is employed by East Renfrewshire Council and is funded equally between East Renfrewshire Council and NHS Greater Glasgow and Clyde.

The total remuneration received by the Chief Officer in 2023/24 amounted to £128,143 in respect of all duties undertaken during the financial year. The Chief Financial Officer total remuneration for the same financial year was £98,089.

Total 2022/23 £	Senior Officer	Salary, Fees and Allowances £	Taxable Expenses £	Total 2023/24 £
120,811	Julie Murray, Chief Officer	128,143	-	128,143
92,805	Lesley Bairden, Chief Financial Officer	98,089	-	98,089
213,616		226,232	-	226,232

Voting Board Members 2023/24		Total Taxable IJB Related Expenses £
Anne-Marie Monaghan (Chair)	NHS Greater Glasgow & Clyde	-
Councillor Katie Pragnell (Vice Chair)	East Renfrewshire Council	-
Mehvish Ashraf	NHS Greater Glasgow & Clyde	-
Councillor Caroline Bamforth	East Renfrewshire Council	-
Councillor Paul Edlin	East Renfrewshire Council	-
Jacqueline Forbes	NHS Greater Glasgow & Clyde	-
Diane Foy	NHS Greater Glasgow & Clyde	-
Councillor Owen O'Donnell	East Renfrewshire Council	-

The equivalent cost in 2022/23 was nil for all IJB members.

The current Chair of the IJB, Anne-Marie Monaghan, will reach the end of her term in office at the end of June 2024 and the current Vice Chair, Katie Pragnell will take on the Chair. Mehvish Ashraf will take on the role of Vice Chair. Jacqueline Forbes will also reach the end of her term in office at the end of June 2024.

The Pension entitlement for the Chief Officer for the year to 31st March 2024 is shown in the table below, together with the contribution made by the employing body to this pension during the year.

Senior Officer	In Year Pension Contribution		Accrued Pension Benefits		
	For Year to 31 March 2023 £	For Year to 31 March 2024 £	As at 31 March 2024 £'000	Difference From 31 March 2023 £'000	
Julie Murray, Chief Officer	23,316	24,721	Pension	65	11
			Lump Sum	72	9
Lesley Bairden, Chief Financial Officer	17,848	18,923	Pension	16	2
			Lump Sum	-	-
Total	41,164	43,644	Pension	81	13
			Lump Sum	72	9

The Chief Financial Officer joined the pension scheme on appointment in August 2015 and under the terms of the scheme no lump sum benefit has been identified.

For the senior officers' pension benefits the statutory liability for any future contributions to be made rests with the relevant employing partner organisation. On this basis there is no pension liability reflected on the IJB balance sheet for the Chief Officer, Chief Financial Officer, or any other officers.

However, the IJB has responsibility for funding the employer's contributions for the current year for the officer time spent on fulfilling the responsibilities of their role on the IJB. The table above shows the IJB's funding during 2023/24 to support officers' pension benefits. The table also shows the total value of accrued pension benefits which may include benefits earned from a previous employment and from each officers' own contributions.

General Disclosure by Pay Bands

The regulations require the Remuneration Report to provide information on the number of persons whose remuneration was £50,000 or above. This information is provided in bands of £5,000.

Number of Employees 31 March 2023	Remuneration Band	Number of Employees 31 March 2024
-	£80,000 - £84,999	-
-	£85,000 - £89,999	-
1	£90,000 - £94,999	-
-	£95,000 - £104,999	1
-	£105,000 - £109,999	-
-	£110,000 - £114,999	-
-	£115,000 - £119,999	-
1	£120,000 - £124,999	-
-	£125,000 - £129,999	1

Katie Pragnell
Chair
Integration Joint Board 25th September 2024

Julie Murray
Chief Officer
Integration Joint Board 25th September 2024

Annual Governance Statement

Introduction

The Annual Governance Statement explains the IJB's governance arrangements and reports on the effectiveness of the IJB's system of internal control. This is in line with the Code of Corporate Governance and meets the requirements of the 'Code of Practice for Local Authority Accounting in the UK: A Statement of Recommended Practice', in relation to the Statement on the System of Internal Financial Control. This should ensure:

- A focus on the assessment of how well the governance framework is working and what actions are being taken.
- The importance of the role and responsibilities of partners in supporting IJB good governance is adequately reflected.

Scope of Responsibility

The IJB is responsible for ensuring that its business is conducted in accordance with the law and proper standards, and that public money is safeguarded and properly accounted for and used economically, efficiently and effectively. To ensure best value the IJB commits to continuous quality improvement in performance across all areas of activity.

To meet this responsibility the IJB continues to operate the governance arrangements first put in place during 2015/16, including the system of internal control. This is intended to manage risk to a reasonable level but cannot eliminate the risk of failure to achieve policies, aims and objectives and can therefore only provide reasonable, but not absolute assurance of effectiveness.

In discharging these responsibilities, the Chief Officer has a reliance on East Renfrewshire Council and NHS Greater Glasgow and Clyde systems of internal control that support compliance with both organisations' policies and promotes achievement of each organisations' aims and objectives, as well as those of the IJB.

The Purpose of the Governance Framework

The governance framework comprises the systems and processes and culture and values by which the IJB is directed and controlled and the activities through which it accounts to, engages with, and leads the community. It enables the IJB to monitor the achievement of its strategic objectives and to consider whether those objectives have led to the delivery of appropriate, cost-effective services.

The system of internal control is a significant part of that framework and is designed to manage risk to a reasonable level. The system of internal control is based on an ongoing

process designed to identify and prioritise the risks to the achievement of the IJB's policies, aims and objectives, to evaluate the likelihood of those risks being realised and the impact should they be realised, and to manage them efficiently, effectively and economically.

We have robust governance arrangements in place and have consolidated these into a Governance Code.

The Governance Framework

The main features of the governance framework in place during 2023/24 are summarised below:

- The IJB, comprising all IJB Board members, is the key decision-making body
- The scope, authority, governance and remit of the IJB is set out in constitutional documents including the Integration Scheme, Board terms of reference, scheme of administration and financial regulations and as reflected in our Code of Governance
- The Performance and Audit Committee and Clinical and Care Governance Group provide further levels of scrutiny for the IJB
- The IJB's purpose and vision is outlined in the IJB Strategic Plan which sets out how we will deliver the national health and wellbeing outcomes. This is underpinned by an annual implementation plan and performance indicators. Regular progress reports on the delivery of the Strategic Plan are provided to the Performance and Audit Committee and the IJB
- The IJB has adopted a 'Code of Conduct' for all of its Board Members and employees. A register of interests is in place for all Board members and senior officers
- The Performance and Audit Committee routinely review the Strategic Risk Register.
- The IJB has in place a continuous development programme with an ongoing series of seminars covering a wide range of topics and issues
- The IJB has two localities Eastwood and Barrhead, aligned with hospital use and includes three clusters of GP practices. Each Locality has a dedicated Locality Manager

We continued to hold our IJB meetings on a video conferencing platform and agreed with our chair and vice chair a prioritised agenda for each meeting. We held all meetings as planned during 2023/24. We held four IJB seminars during the year focussing on prescribing, carers and planning for the budget for 2024/25.

We used our daily and weekly huddle during the year as needed to allow our senior managers to meet in the morning to assess the situation, prioritise workloads and support service delivery, in periods of capacity challenge and any events such as bad weather. This continues to provide an informal support network which has been invaluable.

Weekly huddles are also in place to support the delivery of the Supporting People Framework saving.

The action plan from the self-assessment of the CIPFA Financial Management Code, reported to the Performance & Audit Committee in June 2023 has been reviewed with no additional actions.

Best Value

The IJB has a duty of Best Value and this includes ensuring continuous improvement in performance, while maintaining an appropriate balance between the quality of those services provided by the HSCP and the cost of doing so. We need to consider factors such as the economy, efficiency, effectiveness and equal opportunities. The IJB ensures this happens through its vision and leadership and this is supported and delivered by:



The System of Internal Financial Control

The system of internal financial control is based on a framework of regular management information, financial regulations, administrative procedures (including segregation of duties), management supervision, and a system of delegation and accountability. Development and maintenance of these systems is undertaken by East Renfrewshire Council and NHS Greater Glasgow and Clyde as part of the operational delivery of the HSCP. In particular, these systems include:

- Financial regulations and codes of financial practice
- Comprehensive budgeting systems
- Regular reviews of periodic and annual financial reports that indicate financial performance against the forecasts
- Setting targets to measure financial and other performance
- Clearly defined capital expenditure guidelines
- Formal project management disciplines
- The IJB's financial management arrangements complies with the governance requirements of the CIPFA statement: 'The Role of the Chief Financial Officer in Local Government (2016)' and the CIPFA Financial Management Code

With regard to the entries taken from East Renfrewshire Council and NHS Greater Glasgow and Clyde accounts, the IJB is not aware of any weaknesses within their internal control systems and has placed reliance on the individual Statements of Internal Financial Control where appropriate.

Review of Adequacy and Effectiveness

The IJB has responsibility for conducting, at least annually, a review of the effectiveness of its governance framework including the system of internal control. The review of the effectiveness of the framework is informed by the work of the Senior Management Team who have responsibility for development and maintenance of the governance environment, the annual report by the Chief Internal Auditor and reports from Audit Scotland and other review agencies.

The Chief Internal Auditor reports directly to the IJB Performance and Audit Committee on all audit matters, with the right of access to the Chief Officer, Chief Financial Officer and Chair of the Performance and Audit Committee on any matter. In accordance with the principles of the code of corporate governance, regular reports were made to the IJB's Performance and Audit Committee during 2023/24. A member of East Renfrewshire Council's Audit and Scrutiny Committee is co-opted to the IJB Performance and Audit Committee to promote transparency.

The IJB's Performance & Audit Committee operates in accordance with CIPFA's Audit Committee Principles in Local Authorities in Scotland and Audit Committees: Practical Guidance for Local Authorities.

The Internal Audit function has independent responsibility for examining, evaluating and reporting on the adequacy of internal control. The IJB's internal audit arrangements comply with the governance requirements of the CIPFA statement: 'The Role of the Head of Internal Audit in Public Organisations (2019).

During 2023/24 the service operated in accordance with relevant professional audit standards and the Public Sector Internal Audit Standards. The Chief Internal Auditor's opinion as reported to the Audit Committee, confirmed: It is my opinion based on the information available and assurances provided, that reasonable assurance can be placed on the framework of governance, risk management and internal controls which operated in the East Renfrewshire Integration Joint Board in the year to 31 March 2024. The IJB has produced a Governance Statement which concurs with this conclusion.

We have a formal Code of Governance and the sections in the code and our level of compliance can be summarised as detailed below:

Code Section	Level of Compliance
Integration Scheme	Full
Local Governance Arrangements & Delegation of Functions	Full
Local Operational Delivery Arrangements	Full
Performance and Audit	Full
Clinical and Care Governance	Full
Chief Officer	Full
Workforce	Full
Finance	Full
Participation and Engagement	Full
Information Sharing and Data Handling	Full
Complaints/ Dispute Resolution Mechanism	Full
Claims Handling, Liability & Indemnity	Full
Risk Management	Full

Governance Issues during 2023/24

Whilst all operational and transactional governance issues are considered within our partner's governance frameworks, the IJB Performance and Audit Committee also take an overview on all actions resulting from both internal and external audit reports, covering all live actions whether pre or post 31st March 2024.

Regular reports on audit recommendations and associated actions are presented to and considered by the Performance and Audit Committee of the IJB. The IJB will also receive direct reports where appropriate.

Significant Governance Issues

The move to financial recovery during 2023/24 was a significant issue and the IJB took the decision in November 2023 to increase the eligibility threshold for care to substantial and critical only as part of measures to reduce costs and mitigate the shortfall in the Supporting People Framework saving. The recovery process included a series of discussions with both partners and the Chief Officer and Chief Financial Officer. This culminated in additional non-recurring funding; East Renfrewshire Council provided an additional £2.6 million and NHS Greater Glasgow and Clyde provided an additional £2.1 million.

We will continue to work closely with both partners during 2024/25, recognising that further additional funding is not a viable option.

Operational Governance

The Performance and Audit Committee received an update report to each committee that identified progress on open recommendations as well as any new audit activity and associated response (for both IJB specific and for HSCP operational). The table below summarises the number of recommendations and the status for each audit.

Audit Report	Recommendations		
	Total for HSCP	Considered implemented by HSCP (awaiting verification)	Total open
Follow-up of HSCP Audits	8	0	8
Emergency Payments	10	10	0
Thornliebank Resource Centre	13	13	0
Debtors	1	1	0
Self Directed Support – Direct Payments	3	0	3
Ordering and Certification	4	4	0
Follow up of Business Operations and Partnerships	2	1	1
Payroll	8	8	0
TOTAL	49	37	12

In March 2023 we reported to the IJB on Equality and Human Rights Mainstreaming Report along with an Interim Review of outcomes for the year. This outlined: the ways in which equalities considerations are part of the structures, behaviours and culture of our partnership; how we carry out our duties and promote equality; and how this is helping us improve as a partnership. The report also set out an interim update on progress towards the partnership's six equalities outcomes for the following two years until 2025.

The Civil Contingencies Act 2004 (CCA), is supplemented by the Contingency Planning (Scotland) Regulations 2005 and “Preparing Scotland” Guidance identifies IJBs as Category 1 responders to an emergency:

- an event or situation which threatens serious damage to human welfare
- an event or situation which threatens serious damage to the environment
- war, or terrorism, which threatens serious damage to the security of the UK

During 2023/24 the IJB did not need to act in this capacity.

Action Plan

The table below shows the progress made during 2023/24 against the actions that we identified in our 2022/23 annual report and accounts.

Action	Progress
1. Deliver the Savings, Recovery and Renewal programme with progress reported to every meeting of the IJB.	The programme was reported to every IJB throughout the year. The significant shortfall on savings achieved, particularly supporting people contributed to the move to financial recovery. All cost pressures and legacy savings from 2023/24 are included in the budget agreed for 2024/25. Status: Ongoing as this is a multi-year programme
2. Maintain the Medium Term Financial Plan and use this to inform the 2024/25 budget planning and beyond.	The latest refresh of the Medium Term Financial Plan will be presented to the IJB in June 2024. Status: Closed
3. Ensuring financial sustainability is a key priority in 2023/24 through IJB reporting, discussion with board members, our funding partners and other stakeholders.	Financial sustainability remains a risk and financial reporting will be taken to the IJB throughout 2024/25. We will also remain engaged in detailed financial discussions with both partners during the year. Status: Ongoing as this is a multi-year issue
4. Continue to work to implement the Unscheduled Care Commissioning Plan in partnership with the other HSCPs across Greater Glasgow and Clyde.	This is part of an NHSGGC wide programme and will continue to be implemented, The last update to the IJB was in November 2022. Status: Ongoing as this is a multi-year issue
5. Our Integration Scheme will be refreshed in line with appropriate guidance and the current timetable across NHSGGC is to complete for submission to the Scottish Government by the current financial year.	Our integration scheme consultation period ended in January 2024 and is expected to go to our partner bodies during 2024. Status: Ongoing expect to close during 2024/25
6. We will continue to monitor the financial impact of Covid where we can to inform local reporting and decision making. We will also report on the £0.750 million provided by ERC to support Covid recovery in 2023/24.	This was reported to the IJB through our regular financial reporting and with ERC. Status: Ongoing as this is a multi-year issue

<p>7. Take our latest Commissioning Plan to 2025 to the IJB in August 2023 along with an implementation timeline.</p>	<p>The Strategic Commissioning Plan was agreed by the Integration Joint Board on 16th August 2023.</p> <p>Status: Closed</p>
<p>8. We will recommence review of our Strategic Action Plan, paused during the response to the pandemic and continue to develop of performance reporting.</p>	<p>We need to review this plan to ensure all relevant actions have been progressed / incorporated into other plans / superseded.</p> <p>Status: Ongoing expect to close 2024/25</p>
<p>9. We will continue to place equality and fairness at the heart of our planning processes and over the next two years we will work to further progress our agreed equalities outcomes and will review these ahead of our next scheduled report in 2025.</p>	<p>We established Equalities Outcomes for the HSCP in 2023. We will report on progress against these in 2025. We have developed our process for undertaking Equality, Fairness and Rights Impact Assessment (EFRIA) with support to staff completing assessments through the Planning and Performance Team and Planning Leads within service areas. We continue to participate ERC Equalities forums and in the national HSCP Equality Peer Support Network.</p> <p>Status: Ongoing expect to close 2024/25</p>
<p>10. We will implement the recommendations resulting from the Adult Joint Inspection report, published in June 2023 including: improving the quality of chronologies; greater involvement of adults at risk of harm and their unpaid carers at a strategic level; enhanced multi-agency quality assurance practices; and, building on existing practice to ensure the full involvement of all key partners in relevant aspects of ASP practice going forward.</p>	<p>An Improvement plan was developed through the Adult Protection Committee (APC) and submitted to the care inspectorate. This improvement plan includes the area of improvement identified by the inspection and the multiagency improvements and aspirations of the APC. This plan includes short and long term improvements which will be delivered through the work of the sub-committees and will run until March 2025.</p> <p>Work on the plan has progressed well with many action completed or in progress at this time. Some areas have been delayed to keep step with national developments.</p> <p>There has been ongoing support from the Lead Officer and the Practice Policy and Improvement manager to support the chairs of sub-committees in progressing actions within the Improvement Plan to meet the required scrutiny of the Adult Protection Committee.</p> <p>Status: Ongoing expect to close 2024/25</p>

Conclusion and Opinion on Assurance

It is our opinion that reasonable assurance can be placed upon the adequacy and effectiveness of the IJB system of governance.

We consider the internal control environment provides reasonable and objective assurance that any significant risks impacting on our principle objectives will be identified and actions taken to avoid or mitigate their impact.

Systems are in place to regularly review and improve the internal control environment.

Katie Pragnell

Chair

Integration Joint Board

25th September 2024

Julie Murray

Chief Officer

Integration Joint Board

25th September 2024

Independent auditor's report to the members of East Renfrewshire Integration Joint Board and the Accounts Commission

Reporting on the audit of the financial statements

Opinion on financial statements

We certify that we have audited the financial statements in the annual accounts of East Renfrewshire Integration Joint Board (the 'Integration Joint Board') for the year ended 31 March 2024 under Part VII of the Local Government (Scotland) Act 1973. The financial statements comprise the Comprehensive Income and Expenditure Statement, Movement in Reserves Statement, Balance Sheet and notes to the financial statements, including material accounting policy information. The financial reporting framework that has been applied in their preparation is applicable law and UK adopted international accounting standards, as interpreted and adapted by the Code of Practice on Local Authority Accounting in the United Kingdom 2023/24 (the 2023/24 Code).

In our opinion the accompanying financial statements:

- give a true and fair view of the state of affairs of the Integration Joint Board as at 31 March 2024 and of its income and expenditure for the year then ended;
- have been properly prepared in accordance with UK adopted international accounting standards, as interpreted and adapted by the 2023/24 Code; and
- have been prepared in accordance with the requirements of the Local Government (Scotland) Act 1973, The Local Authority Accounts (Scotland) Regulations 2014, and the Local Government in Scotland Act 2003.

Basis for opinion

We conducted our audit in accordance with applicable law and International Standards on Auditing (UK) (ISAs (UK)), as required by the [Code of Audit Practice](#) approved by the Accounts Commission for Scotland. Our responsibilities under those standards are further described in the auditor's responsibilities for the audit of the financial statements section of our report. We were appointed by the Accounts Commission on 14 December 2022. Our period of appointment is five years, covering 2022/23 to 2026/27. We are independent of the Integration Joint Board in accordance with the ethical requirements that are relevant to our audit of the financial statements in the UK including the Financial Reporting Council's Ethical Standard, and we have fulfilled our other ethical responsibilities in accordance with these requirements. Non-audit services prohibited by the Ethical Standard were not provided to the Integration Joint Board. We believe that the audit evidence we have obtained is sufficient and appropriate to provide a basis for our opinion.

Conclusions relating to going concern basis of accounting

We have concluded that the use of the going concern basis of accounting in the preparation of the financial statements is appropriate.

Based on the work we have performed, we have not identified any material uncertainties relating to events or conditions that, individually or collectively, may cast significant doubt on the Integration Joint Board's ability to continue to adopt the going concern basis of accounting for the period to 31 March 2026.

These conclusions are not intended to, nor do they, provide assurance on the Integration Joint Board's current or future financial sustainability. However, we report on the Integration Joint Board's arrangements for financial sustainability in a separate Annual Audit Report available from the [Audit Scotland website](#).

Risks of material misstatement

We report in our Annual Audit Report the most significant assessed risks of material misstatement that we identified and our judgements thereon.

Responsibilities of the Chief Financial Officer and Performance and Audit Committee for the financial statements

As explained more fully in the Statement of Responsibilities, the Chief Financial Officer is responsible for the preparation of financial statements that give a true and fair view in accordance with the financial reporting framework, and for such internal control as the Chief Financial Officer determines is necessary to enable the preparation of financial statements that are free from material misstatement, whether due to fraud or error.

In preparing the financial statements, the Chief Financial Officer is responsible for assessing the Integration Joint Board's ability to continue as a going concern, disclosing, as applicable, matters related to going concern and using the going concern basis of accounting unless there is an intention to discontinue the Integration Joint Board's operations.

The Performance and Audit Committee is responsible for overseeing the financial reporting process.

Auditor's responsibilities for the audit of the financial statements

Our objectives are to obtain reasonable assurance about whether the financial statements as a whole are free from material misstatement, whether due to fraud or error, and to issue an auditor's report that includes our opinion. Reasonable assurance is a high level of assurance, but is not a guarantee that an audit conducted in accordance with ISAs (UK) will always detect a material misstatement when it exists. Misstatements can arise from fraud or error and are considered material if, individually or in the aggregate, they could reasonably be expected to influence the decisions of users taken on the basis of these financial statements.

Irregularities, including fraud, are instances of non-compliance with laws and regulations. We design procedures in line with our responsibilities outlined

above to detect material misstatements in respect of irregularities, including fraud. Procedures include:

- using our understanding of the local government sector to identify that the Local Government (Scotland) Act 1973, The Local Authority Accounts (Scotland) Regulations 2014, and the Local Government in Scotland Act 2003 are significant in the context of the Integration Joint Board;
- inquiring of the Chief Financial Officer as to other laws or regulations that may be expected to have a fundamental effect on the operations of the Integration Joint Board;
- inquiring of the Chief Financial Officer concerning the Integration Joint Board's policies and procedures regarding compliance with the applicable legal and regulatory framework;
- discussions among our audit team on the susceptibility of the financial statements to material misstatement, including how fraud might occur; and
- considering whether the audit team collectively has the appropriate competence and capabilities to identify or recognise non-compliance with laws and regulations.

The extent to which our procedures are capable of detecting irregularities, including fraud, is affected by the inherent difficulty in detecting irregularities, the effectiveness of the Integration Joint Board's controls, and the nature, timing and extent of the audit procedures performed.

Irregularities that result from fraud are inherently more difficult to detect than irregularities that result from error as fraud may involve collusion, intentional omissions, misrepresentations, or the override of internal control. The capability of the audit to detect fraud and other irregularities depends on factors such as the skilfulness of the perpetrator, the frequency and extent of manipulation, the degree of collusion involved, the relative size of individual amounts manipulated, and the seniority of those individuals involved.

A further description of the auditor's responsibilities for the audit of the financial statements is located on the Financial Reporting Council's website www.frc.org.uk/auditorsresponsibilities. This description forms part of our auditor's report.

Reporting on other requirements

Opinion prescribed by the Accounts Commission on the audited parts of the Remuneration Report

We have audited the parts of the Remuneration Report described as audited. In our opinion, the audited parts of the Remuneration Report have been properly prepared in accordance with The Local Authority Accounts (Scotland) Regulations 2014.

Other information

The Chief Financial Officer is responsible for the other information in the annual accounts. The other information comprises the Management Commentary, Annual Governance Statement, Statement of Responsibilities and the unaudited part of the Remuneration Report.

Our responsibility is to read all the other information and, in doing so, consider whether the other information is materially inconsistent with the financial statements or our knowledge obtained in the course of the audit or otherwise appears to be materially misstated. If we identify such material inconsistencies or apparent material misstatements, we are required to determine whether this gives rise to a material misstatement in the financial statements themselves. If, based on the work we have performed, we conclude that there is a material misstatement of this other information, we are required to report that fact. We have nothing to report in this regard.

Our opinion on the financial statements does not cover the other information and we do not express any form of assurance conclusion thereon except on the Management Commentary and Annual Governance Statement to the extent explicitly stated in the following opinions prescribed by the Accounts Commission.

Opinions prescribed by the Accounts Commission on the Management Commentary and Annual Governance Statement

In our opinion, based on the work undertaken in the course of the audit:

- the information given in the Management Commentary for the financial year for which the financial statements are prepared is consistent with the financial statements and that report has been prepared in accordance with statutory guidance issued under the Local Government in Scotland Act 2003; and
- the information given in the Annual Governance Statement for the financial year for which the financial statements are prepared is consistent with the financial statements and that report has been prepared in accordance with the Delivering Good Governance in Local Government: Framework (2016).

Matters on which we are required to report by exception

We are required by the Accounts Commission to report to you if, in our opinion:

- adequate accounting records have not been kept; or
- the financial statements and the audited part of the Remuneration Report are not in agreement with the accounting records; or
- we have not received all the information and explanations we require for our audit.

We have nothing to report in respect of these matters.

Conclusions on wider scope responsibilities

In addition to our responsibilities for the annual accounts, our conclusions on the wider scope responsibilities specified in the Code of Audit Practice, including those in respect of Best Value, are set out in our Annual Audit Report.

Use of our report

This report is made solely to the parties to whom it is addressed in accordance with Part VII of the Local Government (Scotland) Act 1973 and for no other purpose. In accordance with paragraph 108 of the Code of Audit Practice, we do not undertake to have responsibilities to members or officers, in their individual capacities, or to third parties.

[Signature]

Rob Jones (for and on behalf of Ernst & Young LLP)
5 George Square
Glasgow
G2 1DY
25 September 2024

The Financial Statements

The (Surplus) or Deficit on the Income and Expenditure Statement shows the income received from and expenditure directed back to East Renfrewshire Council and NHS Greater Glasgow and Clyde for the delivery of services.

Comprehensive Income and Expenditure Statement for the year ended 31st March 2024

Gross Expenditure £000	2022/23		Objective Analysis	Note	2023/24		
	Gross Income £000	Net Expenditure £000			Gross Expenditure £000	Gross Income £000	Net Expenditure £000
18,264	3,850	14,414	Children and Families		16,309	3,183	13,126
28,325	943	27,382	Older People's Services		34,000	2,250	31,750
7,576	774	6,802	Physical/Sensory Disability		8,163	1,078	7,085
24,325	915	23,410	Learning Disability – Community		26,239	1,573	24,666
10,770	1,179	9,591	Learning Disability – Inpatients		12,216	886	11,330
460	195	265	Augmentative & Alternative Communication		384	165	219
21,328	3,443	17,885	Intensive Services		22,677	3,070	19,607
6,499	349	6,150	Mental Health		7,100	576	6,524
3,295	533	2,762	Addictions / Substance Misuse		3,647	948	2,699
29,862	941	28,921	Family Health Services		31,588	1,114	30,474
17,873	1	17,872	Prescribing		19,780	1	19,779
913	915	(2)	Criminal Justice		989	903	86
19,417	17,678	1,739	Management and Admin		10,743	5,035	5,708
243	-	243	Corporate Services		259	-	259
189,150	31,716	157,434	Cost of Services Managed by ER IJB		194,094	20,782	173,312
			Set Aside for delegated services provided in large hospitals		30,194		30,194
29,075	-	29,075	Aids and Adaptations		449		449
486	-	486	Total Cost of Services to ER IJB		224,737	20,782	203,955
218,711	31,716	186,995					
			Taxation and Non Specific Grant Income	3	-	199,773	199,773
-	172,289	172,289					
218,711	204,005	14,706	(Surplus) or Deficit on Provision of Services		224,737	220,555	4,182

Movement in Reserves Statement

This statement shows the movement in the financial year on the reserve held by the IJB, analysed into 'usable reserves' (i.e. those that can be applied to fund expenditure) and 'non usable reserves'. The (Surplus) or Deficit on the Provision of Services reflects the true cost of providing services, more details of which are shown in the Comprehensive Income and Expenditure Statement.

2022/23 £000	Movement in Reserves	2023/24 £000
(20,752)	Balance brought forward	(6,046)
14,706	Total Comprehensive Income & Expenditure	4,182
14,706	(Surplus) or Deficit on the Provision of Services	4,182
(6,046)	Balance as at 31st March Carried Forward	(1,864)

The reserves above are all useable.

Balance Sheet

As at 31st March 2024

The Balance Sheet as at 31st March 2024 is a snapshot of the value at that reporting date of the assets and liabilities recognised by the IJB. The net assets of the IJB (assets less liabilities) are matched by the reserves held by the IJB.

31st March 2023	Balance Sheet	Notes	31st March 2024
£000			£000
9,901	Current Assets		2,145
9,901	Short Term Debtors	7	2,145
3,855	Current Liabilities		281
3,855	Short Term Creditors	7	281
6,046	Net Assets - Reserves	8	1,864

The Statement of Accounts present a true and fair view of the financial position of the IJB as at 31st March 2024 and its income and expenditure for the year then ended.

The audited annual report and accounts will be submitted for approval and issue by the IJB on 25th September 2024.

Lesley Bairden ACMA CGMA
Chief Financial Officer
Integration Joint Board

25th September 2024

Notes to the Financial Statements

1. Accounting Policies

1.1 General Principles

The Statement of Accounts summarises the IJB's transactions for the 2023/24 reporting period and its position as at 31st March 2024.

The East Renfrewshire IJB is formed under the terms of the Public Bodies (Joint Working) (Scotland) Act 2014 and is a joint venture between East Renfrewshire Council and NHS Greater Glasgow and Clyde.

IJBs are specified as Section 106 bodies under the Local Government (Scotland) Act 1973 and as such are required to prepare their financial statements in compliance with the Code of Practice on Local Authority Accounting in the United Kingdom 2023/24 supported by International Finance Reporting Standards (IFRS).

1.2 Accruals of Income and Expenditure

Activity is accounted for in the year it takes place not simply when cash payments are made or received. In particular:

All known specific and material sums payable to the IJB have been brought into account.

Where revenue and expenditure have been recognised but cash has not been received or paid, a debtor or creditor for the relevant amount is recorded in the Balance Sheet.

1.3 Going Concern

The accounts are prepared on a going concern basis, which assumes that the IJB will continue in operational existence for the foreseeable future.

The IJB Financial Statements for 2023/24 have been prepared on a going concern basis. The IJB was established under the requirements of the Public Bodies (Joint Working) (Scotland) Act 2014 and is a Section 106 body as defined in the Local Government (Scotland) Act 1973. In accordance with the CIPFA Code of Practice on Local Authority Accounting in the United Kingdom 2023/24, the IJB is required to prepare its Financial Statements on a going concern basis unless informed by the relevant national body of the intention of dissolution without transfer of services or function to another entity. The Annual Accounts are prepared on the assumption that the IJB will continue in operational existence for the foreseeable future and specifically to the end of the going concern period, 31 March 2026.

We outline within our commentary that 2023/24 was a very challenging year for the IJB. In the Financial Performance section of the commentary (page 28) this shows at 1 April 2023, we started the year with reserves of £6.046 million. As a result of planned and unplanned

movements, £4.526 million of reserves were used in year, with £0.344 million added into earmarked reserves for specific purposes. Our General Reserves balances were fully used during the year.

However, the IJB's budget contribution from and direction to partners has been confirmed for 2024/25, and a Medium-Term Financial Plan has been prepared covering the period 2024/25 to 2028/29. The cumulative pressure identified in the Medium-Term Financial Plan ranges from £16.5 to £29.2 million depending on scenarios and not allowing for any additional funding that may offset this. The Integration Scheme outlines the actions required in the event of an overspend which includes the implementation of a recovery plan to recover the overspend and allows for additional contributions from partners. The IJB considers there are no material uncertainties around its going concern status.

1.4 Accounting Convention

The accounting convention adopted in the Statement of Accounts is an historic cost basis.

1.5 Funding

East Renfrewshire IJB receives contributions from its funding partners, namely East Renfrewshire Council and NHS Greater Glasgow and Clyde to fund its services. Expenditure is incurred as the IJB commissions specified health and social care services from the funding partners for the benefit of the population of East Renfrewshire and across the Greater Glasgow and Clyde area for those services delivered under hosting arrangements. The Augmentative and Alternative Communication service also provides a specialist national service, funded by service level agreement.

1.6 Reserves

Reserves are created by appropriate amounts from the Statement of Income and Expenditure in the Movement in Reserves Statement.

Reserves have been created in order to finance expenditure in relation to specific projects. When expenditure to be financed from a reserve is incurred it will be charged to the appropriate service in that year and will be funded by an appropriation back to the Comprehensive Income and Expenditure Statement in the Movement in Reserves Statement.

A general reserve has also been established as part of the financial strategy of the East Renfrewshire IJB in order to better manage the risk of any future unanticipated events that may materially impact on the financial position of the IJB.

1.7 Events after the Balance Sheet Date

Events after the Balance Sheet date are those events, both favourable and unfavourable, that occur between the end of the reporting period and the date when the Annual Accounts are authorised.

Where events take place before the date of authorisation and provide information about conditions existing as at 31st March 2024 the figures in the financial statements and notes have been adjusted in all material aspects to reflect the impact of this information.

Events taking place after the date when the Accounts were authorised are not reflected in the financial statement or notes.

1.8 Related Party Transactions

As partners of East Renfrewshire IJB both East Renfrewshire Council and NHS Greater Glasgow and Clyde are related parties and material transactions with those bodies are disclosed in Note 5 (Page 69) in accordance with the requirements of International Accounting Standard 24.

Related parties also include organisations that we may have no transactions with, but who can still exert significant influence over our financial and operating policy decisions. The Scottish Government is such a related party of the IJB as it can exert significant influence through legislation and funding of the IJB's partner bodies, and therefore can indirectly influence the financial and operating policy decisions of the IJB.

1.9 Provisions, Contingent Assets and Liabilities

Provisions are made where an event has taken place that gives the IJB a legal or constructive obligation that probably requires settlement by a transfer of economic benefits or service potential and a reliable estimate can be made of the amount of the obligation.

Provisions are charged as an expense to the appropriate service line in the Statement of Income and Expenditure in the year that the IJB becomes aware of the obligation and measured at the best estimate at the Balance Sheet date of the expenditure required to settle the obligation, taking into account relevant risks and uncertainties.

When payments are eventually made they are charged to the provision held in the Balance Sheet. Estimated settlements are reviewed at the end of each financial year. Where it becomes less probable that a transfer of economic benefits will be required (or a lower settlement than anticipated is made) the provision is reversed and credited back to the relevant service.

A contingent asset or liability arises where an event has taken place that gives the IJB a possible obligation or benefit whose existence will only be confirmed by the occurrence or otherwise of uncertain future events not wholly within the control of the IJB. Contingent assets or liabilities also arise in circumstances where a provision would otherwise be made but, either it is not probable

that an outflow of resources will be required or the amount of the obligation cannot be measured reliably.

Contingent assets and liabilities are not recognised in the Balance Sheet but are disclosed in a note to the Accounts where they are deemed material.

1.10 Indemnity Insurance

The IJB has indemnity insurance for costs relating primarily to potential claim liabilities regarding Board member and officer responsibilities. NHS Greater Glasgow and Clyde and East Renfrewshire Council have responsibility for claims in respect of the services they are statutorily responsible for and that they provide.

Unlike NHS Boards the IJB does not have any 'shared risk' exposure from participation in CNORIS. The IJB participation in the CNORIS scheme is therefore similar to normal insurance arrangements.

In the event that known claims were identified they would be assessed as to the value and probability of settlement. Where material the overall expected value of any such known claims, taking probability of settlement into consideration, would be provided for in the IJB's Balance Sheet. No such claims were identified as at 31st March 2024.

Similarly, the likelihood of receipt of an insurance settlement to cover any claims would be separately assessed, and where material, they would be presented as either a debtor or disclosed as a contingent asset. No such receipts were identified as at 31st March 2024.

1.11 Corresponding Amounts

These Financial Statements cover the period 1st April 2023 to 31st March 2024, with corresponding full year amounts for 2022/23.

1.12 VAT

The IJB is not a taxable person and does not charge or recover VAT on its functions.

The VAT treatment of expenditure and income within the Accounts depends upon which of the partners is providing the service as these bodies are treated differently for VAT purposes.

The services provided by the Chief Officer to the IJB are outside the scope of VAT as they are undertaken under a specific legal regime.

1.13 Post - Employment Benefits – Pension Costs

The accounting requirements for pension costs in respect of Post - Employment Benefits under IAS19 and FRS17 are reflected in the accounts of East Renfrewshire Council and NHS Greater Glasgow and Clyde as the respective employers of current and former staff members. The IJB does not directly employ any members of staff in its own right and accordingly has accrued no liability in regards to post employment pension benefits.

1.14 Prior Period Restatement

When items of income and expenditure are material, their nature and amount is disclosed separately, either on the face of the CIES or in the notes to the Accounts, depending on how significant the items are to the understanding of the IJB's financial performance.

Prior period adjustments may arise as a result of a change in accounting policy, a change in accounting treatment or to correct a material error. Changes are made by adjusting the opening balances and comparative amounts for the prior period which then allows for a consistent year on year comparison.

2. Expenditure and Income Analysis by Nature

There are no statutory or presentational adjustments which affect the IJB's application of funding received from partner organisations. The movement in the IJB balance sheet is therefore solely due to the transactions shown in the Comprehensive Income and Expenditure Statement. Consequently an Expenditure and Funding Analysis is not provided in these accounts.

2022/23 £000	Expenditure and Income Analysis by Nature	2023/24 £000
(172,289)	Partners funding contribution and non-specific grant income	(199,773)
(31,716)	Fees and charges and other service income	(20,782)
(204,005)	Total Funding	(220,555)
56,809	Employee Costs	58,578
985	Premises Costs	1,031
401	Transport Costs	391
9,890	Supplies & Services	9,958
71,347	Third Party Payments	70,701
2,304	Support Costs	2,257
17,717	Prescribing	19,780
29,940	Family Health Service	31,588
29,075	Acute Hospital Services	30,194
213	Corporate Costs	226
30	External Audit Fee	33
218,711	Cost of Services	224,737

3. Taxation and Non Specific Grant Income

2022/23 £000	Taxation and Non Specific Grant Income	2023/24 £000
50,593	East Renfrewshire Council	64,612
109,533	NHS Greater Glasgow and Clyde	122,772
12,163	Resource Transfer	12,389
172,289	Partners Funding Contribution & Non Specific Grant Income	199,773

The funding contribution from NHS Greater Glasgow and Clyde includes East Renfrewshire's use of set aside for delegated services provided in large hospitals (£30.194 million in 2023/24 and £29.075 million in 2022/23). These services are provided by the NHS, which retains responsibility for managing the costs of providing the service; the IJB however, has responsibility for the consumption of and level of demand placed on these services.

4. Hosted Services - Learning Disability Inpatients & Augmentative and Alternative Communication

As detailed at Note 11 the IJB has considered the basis of the preparation of the 2023/24 accounts for Learning Disability In-Patient Services and Augmentative & Alternative Communication (AAC) services hosted by the East Renfrewshire IJB for other IJBs within the NHS Greater Glasgow & Clyde Area.

The IJB is considered to be acting as a 'principal' and the 2023/24 financial statements have been prepared on this basis with the full costs of such services being reflected in the 2023/24 financial statements. The cost of the hosted service provided to other IJBs as well as that consumed by East Renfrewshire for the Learning Disability Inpatients and Augmentative and Alternative Communication is detailed in the following tables.

2022/23 £000	Learning Disability In-Patient Services Hosted by East Renfrewshire IJB	2023/24 £000
6,872	Glasgow	9,010
1,834	Renfrewshire	1,370
521	Inverclyde	97
291	West Dunbartonshire	658
-	East Dunbartonshire	-
9,518	Learning Disability In-Patients Services Provided to other IJBs	11,135
73	East Renfrewshire	195
9,591	Total Learning Disability In-Patient Services	11,330

2022/23 £000	Augmentative and Alternative Communication (AAC) Hosted by East Renfrewshire IJB	2023/24 £000
124	Glasgow	93
27	Renfrewshire	55
32	Inverclyde	10
5	West Dunbartonshire	6
27	East Dunbartonshire	23
215	AAC Services Provided to other IJBs	187
50	East Renfrewshire	32
265	Total AAC Services	219

Likewise, other IJBs act as the principal for a number of other hosted services on behalf of the East Renfrewshire IJB, as detailed below; such costs are reflected in the financial statements of the host IJB.

2022/23 £000	Services Provided to East Renfrewshire IJB by Other IJBs within NHSGGC	2023/24 £000
476	Physiotherapy	556
50	Retinal Screening	68
788	Podiatry	520
306	Primary Care Support	318
419	Continence	457
631	Sexual Health	603
1,183	Mental Health	1,597
978	Oral Health	899
374	Addictions	479
232	Prison Health Care	223
156	Health Care in Police Custody	185
4,032	Psychiatry	5,197
n/a	Specialist Childrens Services*	3,344
9,625	Net Expenditure on Services Provided	14,446

*Hosted by East Dunbartonshire IJB from 1 April 2023

5. Related Party Transactions

The following financial transactions were made with East Renfrewshire Council and NHS Greater Glasgow and Clyde relating to integrated health and social care functions during 2023/24. The nature of the partnership means that the IJB may influence, and be influenced by its partners.

2022/23 £000	Income – Payments for Integrated Functions	2023/24 £000
121,759	NHS Greater Glasgow and Clyde	128,119
82,246	East Renfrewshire Council	92,436
204,005	Total	220,555

2022/23 £000	Expenditure – Payments for Delivery of Integrated Functions	2023/24 £000
121,759	NHS Greater Glasgow and Clyde	128,119
96,952	East Renfrewshire Council	96,618
218,711	Total	224,737

2022/23 £000	Closing Reserve Balance (held within ERC on behalf of IJB)	2023/24 £000
-	NHS Greater Glasgow and Clyde	-
6,046	East Renfrewshire Council	1,864
6,046	Total	1,864

Within the closing balance of £1.864 million the debtors balance relating to NHS Greater Glasgow and Clyde is £0.258 million and the creditors balance is £0.281 million.

Related parties also include organisations that we may have no transactions with, but who can still exert significant influence over our financial and operating policy decisions.

The Scottish Government is such a related party of the IJB as it can exert significant influence through legislation and funding of the IJB's partner bodies, and therefore can indirectly influence the financial and operating policy decisions of the IJB.

The value of transactions directly with the Scottish Government in 2022/23 and 2023/24 was nil.

6. Corporate Expenditure

2022/23 £000	Corporate Expenditure	2023/24 £000
213	Staff Costs	226
30	Audit Fee	33
243	Total	259

The cost associated with running the IJB has been met in full by East Renfrewshire Council and NHS Greater Glasgow and Clyde reflecting the continuation of the arrangement for the previous Community Health and Care Partnership.

The costs charged to the IJB in respect of non-voting members include the Chief Officer and Chief Financial Officer. Details of the remuneration for post holders are provided in the Remuneration Report.

The costs of other key management staff who advise the IJB, such as the Chief Social Work Officer and the Chief Nurse are reflected within operational budgets. Those costs above reflect only the IJB statutory posts.

NHS Greater Glasgow and Clyde did not charge for any support services provided in the year ended 31st March 2024.

The support services provided through East Renfrewshire Council are included within the funding provided to the IJB as set out in the Scheme of Integration and the charge is included for 2023/24.

Fees payable to Ernst & Young in respect of external audit services undertaken in accordance with Audit Scotland's Code of Audit Practice for 2023/24 amounted to £33,360 (this was £29,867 in 2022/23). Ernst & Young did not provide any non-audit services during 2023/24.

VAT is not included in the costs identified.

7. Short Term Debtors and Creditors

2022/23 £000	Short Term Debtors	2023/24 £000
- 9,901	NHS Greater Glasgow and Clyde East Renfrewshire Council	- 2,145
9,901	Total	2,145

2022/23 £000	Short Term Creditors	2023/24 £000
3,855 -	NHS Greater Glasgow and Clyde East Renfrewshire Council	281 -
3,855	Total	281

8. Reserves

As at 31st March 2024 the IJB holds earmarked reserves in order to fund expenditure in respect of specific projects. In addition a general reserve is normally held to allow us to meet any unforeseen or unanticipated events that may impact on the IJB, however this was fully depleted as part of the financial recovery process.

Reserves are a normal part of the financial strategy of the IJB in order to better manage the costs and risks across financial years and work is required to rebuild reserves in the longer term.

The reserves of the IJB fall into three types:

- Ring-fenced: the funding is earmarked and can only be used for that specific purpose
- Earmarked: the funding has been allocated for a specific purpose
- General: this can be used for any purpose

The year on year movement in reserves is summarised:

Summary	£ Million	£ Million
Reserves as at 31 March 2023		6.046
Planned use of existing reserves during the year	(4.526)	
Funds added to reserves during the year	0.344	
Net increase in reserves during the year		(4.182)
Reserves as at 31 March 2024		1.864

For the £1.864 million balance of reserves we are taking forward into 2024/25 we expect to use or fully commit c£1.4 million earmarked reserves during 2024/25:

- £0.3m is ring-fenced SG funding for Primary Care, ADP, MH Action 15
- £1.1m is committed in year for earmarked activity, mainly within Childrens and Learning Disability services

We will also use some of the £0.5m ring-fenced SG funding for the Recovery Hub building, the timing of the spend is to be confirmed, however all funding will be fully committed.

The table on the following page provides the detailed movement across all reserves between 2022/23 and 2023/24.

2022/23 £000	Reserves	Used £000	Added £000	Transfers In / (Out) £000	2023/24 £000
118	Mental Health Action 15				118
851	Alcohol & Drugs Partnership	362			489
661	Primary Care Improvement	570			91
181	GP Premises Fund	181			0
2	COVID Allocations (Carers PPE)				2
-	- Distress Brief Intervention Seed Funding		100		100
1,813	Total Ring-Fenced Reserves	1,113	100	0	800
1,434	Budget Savings Phasing	1,434			0
165	In Year Pressures	165			0
1,599	Total Bridging Finance	1,599	0	0	0
82	Health Visitors	82			0
382	Counselling in Schools	382			0
473	Children and Adolescent Mental Health Services	473			0
100	Trauma Informed Practice				100
466	Whole Family Wellbeing		195		661
9	Unaccompanied Asylum Seekers Children	9			0
1,512	Children & Families	946	195	0	761
254	Learning Disability Community Living Change	100			154
37	Addictions Residential Rehabilitation	37			0
61	Mental Health Officer/Community Psychology/Capacity	61			0
77	Care Home Oversight Support	77			0
104	Augmentative & Alternative Communication	104			0
32	Learning Disability Health Checks		21		53
13	Armed Forces Covenant	13			0
45	Wellbeing	45			0
109	Dementia Funding	109			0
18	Telecare Fire Safety				18
-	- Cancer Screening Inequalities		28		28
750	Adult Services	546	49	0	253
100	Renewals & Repairs Fund	50		0	50
3,961	Total Earmarked Reserves	3,141	244	0	1,064
272	Total General Reserves	272	0	0	0
6,046	Total All Reserves	4,526	344	0	1,864

9. Contingent Assets and Liabilities

There are no contingent assets or liabilities as at 31st March 2024.

10. New standards issued but not yet adopted

The Code requires the disclosure of information relating to the impact of an accounting change that will be required by a new standard that has been issued but not yet adopted. This applies to the adoption of the following new or amended standards within the 2024/25 Code:

- Amendments to IAS1 Classification of Liabilities as Current or Non-Current Assets
- Amendments to IAS1 Non-Current Liabilities with Covenants

The Code requires implementation of these new standards from 1 April 2024 therefore there is no impact on the 2023/24 annual accounts.

These new or amended standards are not expected to have a significant impact on the Annual Accounts.

11. Critical Judgements

In applying the accounting policies set out above, the IJB has had to make a critical judgement relating to complex transactions in respect of Learning Disability Inpatients Services and Augmentative & Alternative Communication services hosted within the East Renfrewshire IJB for other IJB's within the NHS Greater Glasgow & Clyde area.

Within NHS Greater Glasgow & Clyde each IJB has operational responsibility for services which it hosts on behalf of other IJB's. In delivering these services the IJB has primary responsibility for the provision of services and bears the risk and reward associated with this service delivery in terms of demand and the financial resources required. As such the IJB is considered to be acting as 'principal' and the full costs should be reflected within the financial statements for the services which it hosts. This is the basis on which the 2023/24 accounts have been prepared.

There were no judgements required which involved uncertainty about future events.

12. Estimation Uncertainty

There are no estimations included within the 2023/24 accounts.

13. Post Balance Sheet Events

The final annual report and accounts will be presented for approval on 25th September 2024.

There have been no adjusting events (events which provide evidence of conditions that existed at the balance sheet date) and no such adjusting events have been reflected in the financial statements or notes. Likewise there have been no non – adjusting events, which are indicative of conditions after the balance sheet date, and accordingly the financial statements have not been adjusted for any such post balance sheet events.

14. Prior Period Restatement

There are no restatements included in the unaudited accounts.

Where to find more information

In This Document

The requirements governing the format and content of the IJB annual accounts follows guidance issued by the Integrated Resources Advisory Group and by The Local Authority (Scotland) Accounts Advisory Committee (LASAAC). The linked documents on this page do not fall within the remit of the audited accounts which ends at Note 14.

On Our Website

Further information on the Accounts can be obtained on the [website](#) or from East Renfrewshire HSCP, Eastwood Health and Care Centre, Drumby Crescent, Clarkston, G76 7HN.

Useful Links

[Strategic Plan – full plan and summary](#)

[Medium Term Financial Plan](#)

[Integration Scheme](#)

[Annual Performance Report](#)

[Strategic Risk Register](#)

It should be noted that the links above relate to the latest published versions of each document at the point of completion of this report and there may be later versions available on our website.

Acknowledgement

I wish to record my thanks to staff within the HSCP for their co-operation in producing the audited Annual Report and Accounts in accordance with the prescribed timescale. In particular the support of the Accountancy and Policy & Performance staff within the partnership are gratefully acknowledged.

Katie Pragnell

Chair

Integration Joint Board

25th September 2024

Julie Murray

Chief Officer

Integration Joint Board

25th September 2024

Lesley Bairden ACMA CGMA

Chief Financial Officer

Integration Joint Board

25th September 2024



East Renfrewshire Health and Social Care Partnership
 Eastwood Health and Care Centre, Drumby Crescent, Clarkston, G76 7HN
 Phone: 0141 451 0749
 Date: 25 September 2024

Rob Jones
 Partner
 Ernst & Young
 5 George Square
 Glasgow
 G2 1DY

Dear Rob

This letter of representations is provided in connection with your audit of the financial statements of East Renfrewshire Integration Joint Board (“the IJB”) for the year ended 31 March 2024. We recognise that obtaining representations from us concerning the information contained in this letter is a significant procedure in enabling you to form an opinion as to whether the financial statements give a true and fair view of the state of affairs of the IJB as at 31 March 2024 and the income and expenditure of the IJB for the year then ended in accordance with UK adopted international accounts standards, as interpreted and adapted by the Code of Practice on Local Authority Accounting in the United Kingdom 2023/24 and the Local Government (Scotland) Act 1973, the Local Authority Accounts (Scotland) Regulations 2014, and the Local Government in Scotland Act 2003.

We understand that the purpose of your audit of our financial statements is to express an opinion thereon and that your audit was conducted in accordance with International Standards on Auditing (UK), which involves an examination of the accounting system, internal control and related data to the extent you considered necessary in the circumstances, and is not designed to identify - nor necessarily be expected to disclose - all fraud, shortages, errors and other irregularities, should any exist.

Accordingly, we make the following representations, which are true to the best of our knowledge and belief, having made such inquiries as we considered necessary for the purpose of appropriately informing ourselves:

A. Financial Statements and Financial Records

1. We have fulfilled our responsibilities, under the relevant statutory authorities, for the preparation of the financial statements in accordance with UK adopted international accounting standards as interpreted and adapted by the Code of Practice on Local Authority Accounting in the United Kingdom 2023/24 and the requirements of the Local Government (Scotland) Act 1973, the Local Authority Accounts (Scotland) Regulations 2014, and the Local Government in Scotland Act 2003.¹

¹ ISA (UK) 580.10

2. We acknowledge, as members of management of the IJB, our responsibility for the fair presentation of the financial statements. We believe the financial statements referred to above give a true and fair view of the financial position, financial performance (or results of operations) and cash flows of the IJB in accordance with the Code of Practice on Local Authority Accounting in the United Kingdom 2023/24, and are free of material misstatements, including omissions. We have approved the financial statements.
3. The significant accounting policies adopted in the preparation of the financial statements are appropriately described in the financial statements.
4. As members of management of the IJB, we believe that the IJB has a system of internal controls adequate to enable the preparation of accurate financial statements in accordance with the Code of Practice on Local Authority Accounting in the United Kingdom 2023/24, that are free from material misstatement, whether due to fraud or error.²

There are no unadjusted audit differences identified during the current audit and pertaining to the latest period presented.

5. We confirm the IJB does not have securities (debt or equity) listed on a recognised exchange.

B. Non-compliance with law and regulations, including fraud

1. We acknowledge that we are responsible to determine that the IJB's activities are conducted in accordance with laws and regulations and that we are responsible to identify and address any non-compliance with applicable laws and regulations, including fraud.
2. We acknowledge that we are responsible for the design, implementation and maintenance of a system of internal control to prevent and detect fraud and that we believe we have appropriately fulfilled those responsibilities.³
3. We have disclosed to you the results of our assessment of the risk that the financial statements may be materially misstated as a result of fraud.⁴
4. We have no knowledge of any identified or suspected non-compliance with laws or regulations, including fraud that may have affected the IJB (regardless of the source or form and including without limitation, any allegations by "whistleblowers"), including non-compliance matters:
 - involving financial improprieties;
 - related to laws and regulations that have a direct effect on the determination of material amounts and disclosures in the IJB's financial statements;
 - related to laws and regulations that have an indirect effect on amounts and disclosures in the financial statements, but compliance with which may be fundamental to the operations of the IJB's activities, its ability to continue to operate, or to avoid material penalties;

² ISA (UK) 210.6(b)(ii)

³ ISA (UK) 240.40(a) (Revised May 2021)

⁴ ISA (UK) 240.39(b)

- involving management, or employees who have significant roles in internal controls, or others; or
- in relation to any allegations of fraud, suspected fraud or other non-compliance with laws and regulations communicated by employees, former employees, analysts, regulators or others.⁵

C. Information Provided and Completeness of Information and Transactions

1. We have provided you with:
 - Access to all information of which we are aware that is relevant to the preparation of the financial statements such as records, documentation and other matters;
 - Additional information that you have requested from us for the purpose of the audit; and
 - Unrestricted access to persons within the entity from whom you determined it necessary to obtain audit evidence.⁶
2. All material transactions have been recorded in the accounting records and are reflected in the financial statements.⁷
3. We have made available to you all minutes of the meetings of the IJB and Performance and Audit Committee (or summaries of actions of recent meetings for which minutes have not yet been prepared) held through the 1 April 2023 to the most recent meeting on the following date: 25 September 2024.
4. We confirm the completeness of information provided regarding the identification of related parties. We have disclosed to you the identity of the IJB's related parties and all related party relationships and transactions of which we are aware, including sales, purchases, loans, transfers of assets, liabilities and services, leasing arrangements, guarantees, non-monetary transactions and transactions for no consideration for the period ended, as well as related balances due to or from such parties at the year end. These transactions have been appropriately accounted for and disclosed in the financial statements.⁸
5. We believe that the methods, significant assumptions and the data we used in making accounting estimates and related disclosures are appropriate and consistently applied to achieve recognition, measurement and disclosure that is in accordance with the Code of Practice on Local Authority Accounting in the United Kingdom 2023/24.⁹
6. We have disclosed to you, and the IJB has complied with, all aspects of contractual agreements that could have a material effect on the financial statements in the event of non-compliance, including all covenants, conditions or other requirements of all outstanding debt.
7. From 27 September 2023 through the date of this letter we have disclosed to you, to the extent that we are aware, any (1) unauthorized access to our information

⁵ ISA (UK) 240.39(c),(d), and ISA (UK) 250A.16

⁶ ISA (UK) 580.11(a), ISA (UK) 210.6(b)(iii)

⁷ ISA (UK) 580.11(b)

⁸ ISA (UK) 550.26

⁹ ISA (UK) 540.37 (Revised)

technology systems that either occurred or to the best of our knowledge is reasonably likely to have occurred based on our investigation, including of reports submitted to us by third parties (including regulatory agencies, law enforcement agencies and security consultants) , to the extent that such unauthorised access to our information technology systems is reasonably likely to have a material impact to the financial statements, in each case or in the aggregate, and (2) ransomware attacks when we paid or are contemplating paying a ransom, regardless of the amount

D. Liabilities and Contingencies

1. All liabilities and contingencies, including those associated with guarantees, whether written or oral, have been disclosed to you and are appropriately reflected in the financial statements.
2. We have informed you of all outstanding and possible litigation and claims, whether or not they have been discussed with legal counsel.¹⁰
3. We have recorded and/or disclosed, as appropriate, all liabilities related to litigation and claims, both actual and contingent, and have disclosed in Note 9 to the financial statements all guarantees that we have given to third parties.¹¹

E. Going Concern

1. Note 1 to the financial statements discloses all the matters of which we are aware that are relevant to the IJB's ability to continue as a going concern, including significant conditions and events, our plans for future action, and the feasibility of those plans.

F. Subsequent Events

1. There have been no events subsequent to period end which require adjustment of or disclosure in the financial statements or notes thereto.¹²

G. Other information¹³

1. We acknowledge our responsibility for the preparation of the other information. The other information comprises Management Commentary, Statement of Responsibilities, Remuneration Report and Annual Governance Statement.
2. We confirm that the content contained within the other information is consistent with the financial statements.

H. Climate-related matters

1. We confirm that to the best of our knowledge all information that is relevant to the recognition, measurement, presentation and disclosure of climate-related matters has been considered, including the impact resulting from the commitments made by the IJB, and reflected in the financial statements.

¹⁰ ISA (UK) 501.12

¹¹ ISA (UK) 501.12

¹² ISA (UK) 560.9

¹³ Other information is financial and non-financial information (other than the financial statements and the auditor's report thereon) included in an entity's annual report.

2. The key assumptions used in preparing the financial statements are, to the extent allowable under the requirements of the Code of Practice on Local Authority Accounting in the United Kingdom 2023/24, aligned with the statements we have made in the other information or other public communications made by us.

I. Reserves

1. We have properly recorded or disclosed in the financial statements the useable and unusable reserves.

Yours faithfully,

Lesley Bairden
(Chief Financial Officer)

Mehvish Ashraf
(Chair of the Performance and Audit Committee)



East Renfrewshire Health and Social Care Partnership Integration Joint Board

Summary Financial Overview 2023/24

Covering the period 1st April 2022 to 31st March 2023

Introduction

This report provides a summary of the financial position for East Renfrewshire Integration Joint Board (IJB) for the financial year 1 April 2023 to 31 March 2024.

The Annual Report and Accounts for 2023/24 provides a detailed report and full version of the accounts and can be found on our website at [web address will be added following approval of IJB accounts].

This was a very challenging year for the HSCP as we worked to balance meeting the demand for services within the allocated budget. We needed to deliver £7.1 million savings as part of our plans to balance our budget and we were not able to do this and ended the year with a shortfall of £2.5 million against this target.

We used £1.9 million reserves on a planned basis to support us to redesign how we deliver services and achieved £2.7 million of savings during the year.

In addition to this savings shortfall we also had cost pressures from delivering services of £2.2 million. This was after all actions were taken to reduce costs and all available reserve funding applied.

This meant we ended the year with an operational deficit of £4.7 million.

This meant during the financial year 2023/24 we moved to a financial recovery position and had a number of discussions with both of our partners; East Renfrewshire Council and NHS Greater Glasgow and Clyde. Both partners have provided additional funding, on a non-recurring basis, for 2023/24 to eliminate this deficit:

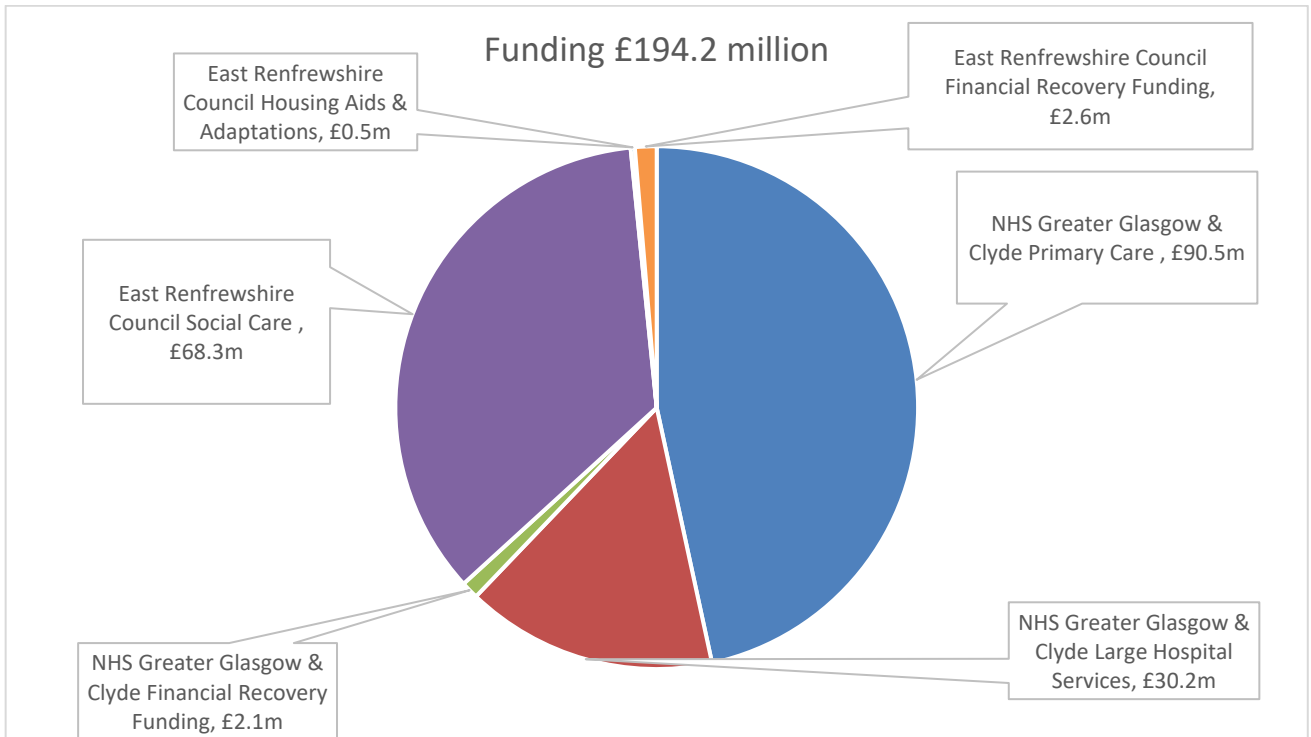
- East Renfrewshire Council provided an additional £2.6 million
- NHS Greater Glasgow and Clyde provided an additional £2.1 million

The main operational challenges that led to the increased cost pressures were meeting demand for Care at Home, the cost of special observations within the Learning Disabilities In-Patients service which we host on behalf of all six HSCPs within Greater Glasgow and Clyde and the costs of prescribing through our GP practices.

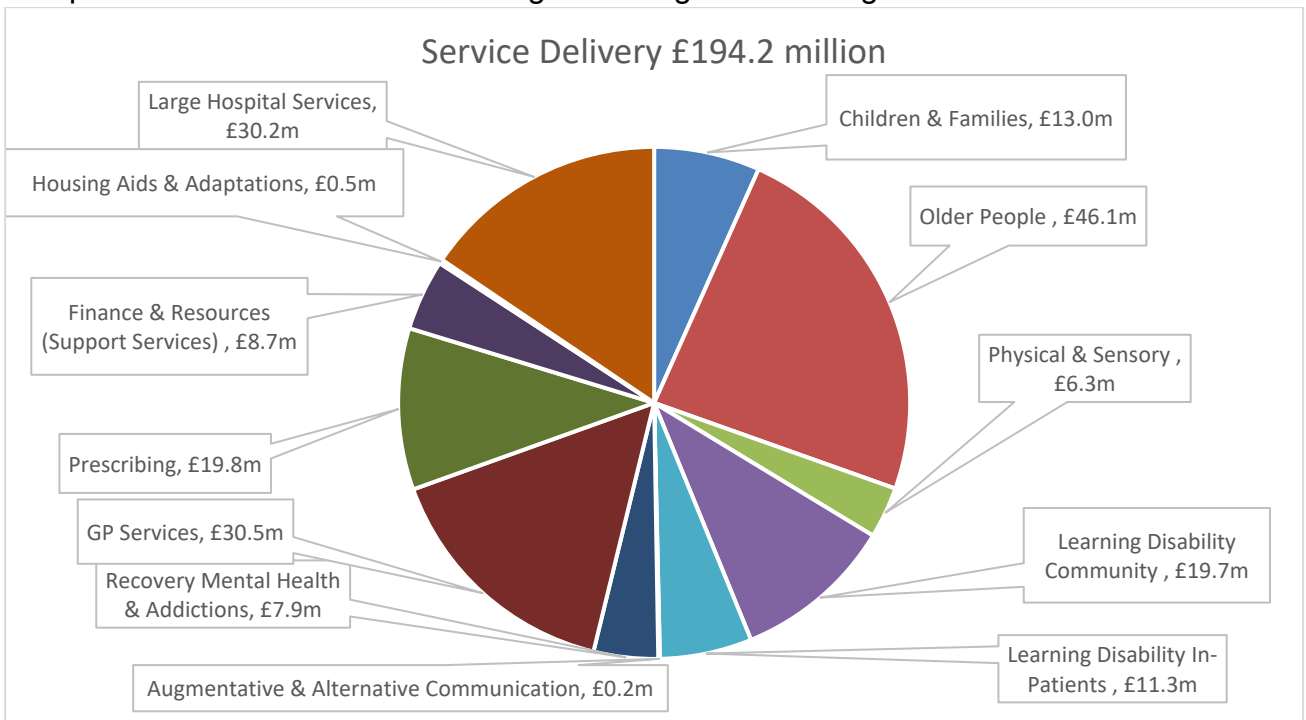
The main area we fell short on delivering planned savings was from our Supporting People Framework. This framework is based on eligibility criteria and was put in place early in the financial year to support reviews of the level of care we provide; we knew we would have to stop providing lower levels of need. We underestimated the impact and timeframe for the culture and practice changes required to implement such significant change alongside managing the expectations of the individuals and families we support.

Financial Performance

The IJB receives the vast majority of its funding from our two key partners East Renfrewshire Council and NHS Greater Glasgow and Clyde and this was £189.5 million from agreed funding as part of the budget for the year and a further £4.7 million additional funding during the year as part of financial recovery funding. This gave a total of £194.2 million for the year.



We spent £194.2 million of this funding delivering the following services:



As part of our financial recovery process we had to use all reserves available to us to reduce our costs during the year. This means we have very limited reserves for 2024/25 and these are for specific activities only.

Despite the financial challenges the partnership performed well during the year and continued to meet the statutory demand for services and provide support to residents of East Renfrewshire.

Planning Ahead for 2024/25 and Beyond

The IJB continues to face a number of challenges, risks and uncertainties in the coming years and this is set out in our current Medium-Term Financial Plan for 2024/25 to 2028/29 and our Strategic Plan for 2022/23 to 2024/25. These key strategies also inform our strategic risk register and collectively support medium-term planning and decision making.

The IJB operates in a complex environment with requirements to ensure statutory obligations, legislative and policy requirements, performance targets and governance and reporting criteria are met whilst ensuring the operational oversight of the delivery of health and care services.

UK and Scottish Government legislation and policies and how they are funded can have implications on the IJB and how we use our funding over time.

The most significant challenges for 2024/25 and beyond include:

- delivering savings to ensure financial sustainability, ensuring sufficient flexibility to allow for slippage, shortfalls or changes
- recognising the tension between delivering a level of savings that will allow the IJB to start to rebuild reserves and protecting service delivery
- managing reduced service capacity as a result of savings and maintaining discharge without delay from hospital and other key indicators
- delivering on our Recovery & Renewal programme for areas of change, including the implementation of a new case recording system
- understanding the longer term impacts of Covid-19 on mental and physical health
- recruitment and retention of our workforce, particularly in the current cost of living crisis
- managing prescribing demand and costs in partnership with our GPs
- supporting the physical and mental health and wellbeing of our workforce and our wider population, again further impacted by the current cost of living challenges
- meeting increased demand for universal services without funding for growth, including increased population demand and new care homes opening within the area
- we may also need to prepare for the challenges and opportunities that may arise from a national care service

The IJB agreed its budget for the financial year 2024/25 on 27th March 2024 recognising the significant challenges brought forward from 2023/24 as well as new demand and cost pressures for 2024/25.

The funding gap in the budget the IJB agreed for 2024/25 is £9.8 million. A savings programme is in place, with a target of £11.8 million; this is to ensure we deliver a minimum level of savings to close the funding gap and ideally achieve more savings than required in year.

The biggest savings target for the year is the Supporting People Framework at £4 million.

East Renfrewshire IJB is not alone in facing unprecedented cost pressures. The national position across all public sector services shows a challenging financial outlook.