

Business Operations and Partnerships Department

Director of Business Operations & Partnerships: Louise Pringle

Council Headquarters, Eastwood Park, Giffnock, East Renfrewshire, G46 6UG

Phone: 0141 577 3000 Fax: 0141 577 3129

website: www.eastrenfrewshire.gov.uk

Date: 1 June 2022

When calling please ask for: Sharon McIntyre (Tel. No 0141-577-3011)

e-mail: sharon.mcintyre@eastrenfrewshire.gov.uk

TO: Councillors K Pragnell (Chair); A Anderson (Vice Chair); D Devlin; D Macdonald; O O'Donnell; G Wallace plus 1 SNP Councillor.

CABINET (POLICE & FIRE)

A meeting of the Cabinet (Police and Fire) will be held on **Thursday, 9 June at 10am.**

The agenda of business is as shown below.

Please note this is a virtual meeting.

Louise Pringle

L PRINGLE

DIRECTOR OF BUSINESS OPERATIONS & PARTNERSHIPS

AGENDA

1. **Report apologies for absence.**
2. **Declarations of Interest.**
3. **Police Scotland - Performance Report for the Fourth Quarter of 2021/22 - Report by Divisional Commander (copy attached, pages 3 - 4).**
4. **Police Scotland - Public Health Approach to Policing - Presentation by Divisional Commander.**
5. **Scottish Fire and Rescue Service (SFRS) - Performance Report for the Fourth Quarter of 2021/22 – Report by Group Commander (copy attached, pages 5 - 16).**

This document can be explained to you in other languages and can be provided in alternative formats such as large print and Braille. For further information, please contact Customer First on 0141 577 3001 or email customerservices@eastrenfrewshire.gov.uk

For information on how to access the virtual meeting please email sharon.mcintyre@eastrenfrewshire.gov.uk

A recording of the meeting will also be available following the meeting on the Council's YouTube Channel <https://www.youtube.com/user/eastrenfrewshire/videos>



Keeping People Safe in East Renfrewshire

Introduction



As Local Police Commander for East Renfrewshire, I am pleased to present this update for the final quarter of the 2021/22 financial year.

As outlined in my last Q3 report, we prepared for and delivered on our Safe Winter Plan which was supported by all partners following its proposal by the chair of the Safer East Ren Group. I was pleased to see a reduction in anti-social behaviour and violent crime in this period.

In March this year, Temporary Chief Inspector Jane Taylor took up her new role as Area Commander. She brings a wealth of operational and management experience to East Renfrewshire which will help deliver service improvements in the local authority area. My thanks of course also goes to CI Alan Gray who has moved on after serving East Renfrewshire so well. I also offer my congratulations to those elected and re-elected to serve as local Councillors within East Renfrewshire.

The COVID-19 pandemic continues to impact, not just on the performance data in this report, but society as a whole as we see the economy fully re-open and the revival of events and entertainment venues. We remain committed to working closely with the community and our partners, listening to and addressing community concerns.

In Q3 I provided an update on our public health approach to policing and this work continues at pace with a range of partners. I am looking forward to providing an update on many aspects of this approach.

Moving into Quarter 1 of 2022/23, I look forward to our teams continuing to work closely and collaboratively to deliver on the East Renfrewshire Local Police Plan priorities of Crime and Protecting Vulnerable People.

Acquisitive Crime

Year to date, the number of homes broken into (including attempts) is 74, up from 58 in 2020/21

No. of Victims

22 compared to 5 year average

This is still well below the 5 year average figure of 96 domestic housebreakings per year; a reduction of 23%

Local Policing Priority: Crime (Crimes of Dishonesty)
Fairer East Ren Plan: Reducing social isolation, loneliness & increasing safety

This years data shows an increase in domestic housebreakings compared to 2020/21 but a decrease in the 5 year average. We continue to work with divisional and organisational-wide colleagues to identify perpetrators who work across policing and local authority boundaries. We have captured forensic opportunities to support investigations, provide security advice to victims and alerted local residents via social media messaging & community engagement.

Following a report of 2 homes broken into in the Newton Mearns area, our response officers apprehended a 68 year old male after diligent investigation and recovered the property stolen.

East Renfrewshire Local Police Plan (2020-2023) Quarterly Report (2021-22 Q4: Jan to March 2022)

Public Protection

Sexual Crimes Up to and including Q4, sexual crimes have reduced by 6.4% compared to the previous year—having fallen from 110 crimes to 103. The associated detection rate for this year is 48.5% which is up significantly from 32.7% last year and higher than the 5 year average of 46.7%. Whilst the fall in the number of reported crimes and rise in detection rates are welcome, improving on the detection rates for these crimes will be a priority for us moving forward.

7 compared to last year

Local Policing Priority: Crime (Violent Crime & Sexual Offences)
Fairer East Ren Plan: Reducing social isolation, loneliness & increasing safety

This year to date we have dealt with 532 "Domestic Abuse" incidents. This figure represents a 6% increase compared to the previous 5 year average.

The number of domestic abuse incidents with associated crime is 291, which is slightly higher than 2020-21 (287) however, 4% less than the 5 year average.

We continue to support victims of domestic abuse, and officers are trained to refer and direct potential victims to support services. We continue to risk assess to protect victim safety working in partnership to ensure appropriate safety planning is in place to protect victim safety and wellbeing.

Drug Dealing & Misuse

Local Policing Priority: Crime (Drug Supply & Manufacture)
Fairer East Ren Plan: Reducing social isolation, loneliness & increasing safety

Targeting the unlawful supply of controlled drugs within East Renfrewshire remains a priority which is in line with our public health approach to policing. This year we have recorded a total of 171 drugs related offences, 28% fewer than last year & 43% fewer than 5 year average.

Working collaboratively to reduce drug related harm is crucial and we continue to work closely with colleagues in East Renfrewshire Drug & Alcohol Partnership and Health & Social Care across a range of issues.

Violent Crime

Minor Assaults Year to date, we have recorded 21 serious assaults, 8 less than compared to the previous year. This is also 23.4% below the 5 year average. There were 50 assaults on emergency workers, a 42.9 %increase in the 5 year average.

22 compared to last year

Serious Assaults **8** compared to last year

Local Policing Priority: Crime (Violent Crime)
Fairer East Ren Plan: Reducing social isolation, loneliness & increasing safety

1 crime of attempted murder was recorded in this period

Reports of robberies remain low, at 5, 6 less than last year and the 5 year average. The detection rate for this crime type currently sits at 100%.

Serious assaults at 21 also remain low and less than the previous year to date (29) and 5 year average data (27), with detection rates also increased to 81%, a 7% improvement in the 5 year average.

This is positive trend, as society returns to full normality, and large scale mixing with no restrictions are allowed.

Antisocial Behaviour & Disorder

Public Nuisance Complaints There were a total of 2089 reports of antisocial behaviour in 2021-22. This is 1284 less than the previous year, however calls regarding Covid breaches or gatherings increased in this year.

31% compared to last year

Breach of the Peace **9%** compared to last year

Local Policing Priority – Crime (Disorder and Antisocial behaviour)
Fairer East Ren Plan—Reducing social isolation, loneliness and increasing safety

Although disorder calls fell significantly this year, the impact of fewer call in relation to Covid issues has impacted on this figure. The demand on Police resources with regard to "typical" antisocial behaviour has returned in East Renfrewshire, and should see normality in the summer months. To that end, planning has commenced to draw up summer safety campaigns, with the Safer East Renfrewshire plan featuring heavily. Furthermore, work is ongoing with Scottish water regarding summer water safety, and SFRS to maximise expertise and provide safety information to the People of East Renfrewshire, particularly the young and vulnerable who gather in places of known risk.

We continue to work closely with BTP who support Policing in East Renfrewshire by monitoring train activity and mitigating issues before they arrive in the community.

CRIME

Our Area of Focus: Violent Crime

There were no reported robberies in this quarter, and one detected serious assault in early January. However, in mid March, a 45 year old man sustained minor injuries after a motor vehicle was deliberately driven at him whilst walking his dogs. Tragically, one dog died after being injured. A 45 year old male has subsequently been identified and arrested.

Our Area of Focus: Drug Supply and Manufacture

Proactive policing patrols are a key part of our activity in reducing the harm caused by drugs. In March, our response officers carried out a routine traffic stop, the driver and occupants of the vehicle were subsequently detained and searched under permitted drug legislation and a significant quantity of controlled drugs and other items were seized. The driver also failed a roadside drug test and the 24 year old male was arrested and reported to the Procurator Fiscal.

Our Area of Focus: Crimes of Dishonesty

We continue to see good use of our Banking Protocol, which supports vulnerable people within our communities and who may be susceptible to crimes of fraud. In March, a 25 year old male was arrested and charged with significant frauds whereby he targeted elderly females by contacting them purporting to be from their bank, persuading them to hand over personal details. He was able to steal thousands of pounds. With his eldest victim being aged 95 this was a significant arrest of a callous individual.

In January 2022 a JCB mini digger and trailer was stolen from the Dundee area. The digger was subsequently traced to a property in Newton Mearns where it was being used by a contractor. It was subsequently recovered by Police and a 40 year old man was arrested in relation to the matter. He was subsequently charged with reset and a report was submitted to the Procurator Fiscal.

Car theft is a distressing crime, often resulting in the total loss of the vehicle. In mid January a car was reported stolen from the Newton Mearns area. Further crimes were reported involving the vehicle. In February 2022, officers on foot patrol spotted the car, and recovered it. The driver of the stolen car was identified, and a report was submitted to the Procurator Fiscal.

Our Area of Focus: Vulnerable Road Users

In March, response and community officers continued to make use of road traffic legislation engaging in proactive patrols. A 22 & 24 year old men were arrested in separate incidents after being found unfit to drive through drugs. Both were subsequently charged and reported to the Procurator Fiscal for road traffic and misuse of drug offences.

Our Areas of Focus: Domestic Abuse— Adult Protection

In January 2022 officers acted upon received intelligence and conducted a welfare check on a domestic abuse survivor in Neilston. Subsequent unreported incidents were disclosed to the officers which were of a harrowing nature and she had suffered over several years. Her partner had a history of violence which had not been reported to police. He was arrested and specific measures were put in place to safeguard the domestic abuse survivor from further risk and harm

Our Areas of Focus: Young People

We continue to engage local schools, educating and supporting young people as they mature and begin to use drink and drugs. We have been actively patrolling areas of youth disorder to engage with young people and discourage anti-social behaviour. Our campus officers work tirelessly within all our schools delivering inputs on our 'No knives, better lives' campaign as well as keeping safe whilst out and about in our open spaces.

Our area of focus: Missing People

We continue to see good uptake of the Herbert Protocol in East Renfrewshire. Families / carers of a person suffering from a dementia related condition can complete a form in slow time with a range of useful information which saves police officers crucial time and supports families at a point of distress, when a missing episode occurs. In January, we received 2 separate missing person reports simultaneously. Both persons were elderly, vulnerable and at immediate risk due to the weather conditions and their poor health. As both families had completed the Herbert protocol, this provided quick and relevant information on the missing persons which resulted in both being found within an hour of being reported missing. We continue to engage with the community highlighting the benefits of this scheme.



CONCLUSION

As Local Policing Commander for East Renfrewshire, I am pleased to present the Cabinet Report for the 4th Quarter of the 2021/2022 year.

It is anticipated that the 1st Quarter of 2022-2023 will provide further policing challenges, both locally and nationally, as we continue to progress through the COVID pandemic and return to a sense of normality. I continue to be encouraged by the many examples of good work our officers are doing as well as the continued collaborative working and collective problem solving with our partners across East Renfrewshire. Our Local Police Plan will as ever, continue to provide focus to drive our daily business to address the issues which are of most concern to our residents.

Chief Superintendent Mark Sutherland



**East Renfrewshire Performance Report
1st January 2022 - 31st March 2022**



SCOTTISH
FIRE AND RESCUE SERVICE
Working together for a safer Scotland

**Working together
for a safer Scotland**

BLANK PAGE

East Renfrewshire Performance Report

Table of Contents

Local Fire and Rescue Service Plan Priorities	3
East Renfrewshire Activity Summary	4
Domestic Safety - Accidental Dwelling Fires	5
Domestic Safety - Accidental Dwelling Fire Casualties	6
Unintentional Injury and Harm	7
Deliberate Fire Setting	8
Non-Domestic Fire Safety	9
Unwanted Fire Alarm Signals	10

BLANK PAGE

Local Fire and Rescue Service⁹ Plan Priorities

The Local Fire and Rescue Service Plan has been developed to set out the priorities and objectives within East Renfrewshire and allows our local authority partners to scrutinise the performance outcomes of these priorities. We will continue to work closely with our partners in East Renfrewshire to ensure we are all “**Working Together for a Safer Scotland**” through targeting risks to our communities at a local level.

The plan has been developed to complement key partnership activity embedded across East Renfrewshire Community Plan and associated Delivery and Thematic plans. Through partnership working we will seek to deliver continuous improvement in our performance and effective service delivery in our area of operations.

The Local Fire and Rescue Plan for East Renfrewshire identified six areas for demand reduction and is subject to regular monitoring and reporting through the Police / Fire and Rescue Committee. A summary of the priorities and current activity is detailed below with further detail and analysis contained within this performance report.

	Accidental Dwelling Fires	Accidental Dwelling Fire Casualties	Unintentional Injury and Harm	Deliberate Fire Setting	Non-Domestic Fire Safety	Unwanted Fire Alarm Signals
Barrhead, Liboside & Uplawmoor	4	0	3	15	0	16
Clarkston, Netherlee & Williamwood	3	0	0	1	1	16
Giffnock & Thornliebank	4	0	0	1	1	16
Newton Mearns North & Neilston	4	0	1	6	0	13
Newton Mearns South & Eaglesham	0	0	1	3	0	7

Total Incidents	15	0	5	26	2	68
Year on Year Change	50%	0%	150%	-13%	-33%	31%
3 Year Average Change	-9%	-71%	-17%	4%	-20%	1%

About the statistics within this report

The activity totals and other statistics quoted within this report are published in the interests of transparency and openness. They are provisional in nature and subject to change as a result of ongoing quality assurance and review. Because all statistics quoted are provisional there may be a difference in the period totals quoted in our reports after local publication which result from revisions or additions to the data in our systems. The Scottish Government publishes official statistics each year which allow for comparisons to be made over longer periods of time.

- Activity levels have reduced by more than 5%
- Activity levels have reduced by up to 5%
- Activity levels have increased overall

East Renfrewshire Activity Summary ¹⁰



fires
primary &
secondary



special
services



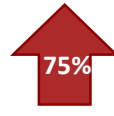
false
alarms



238
total number of
incidents



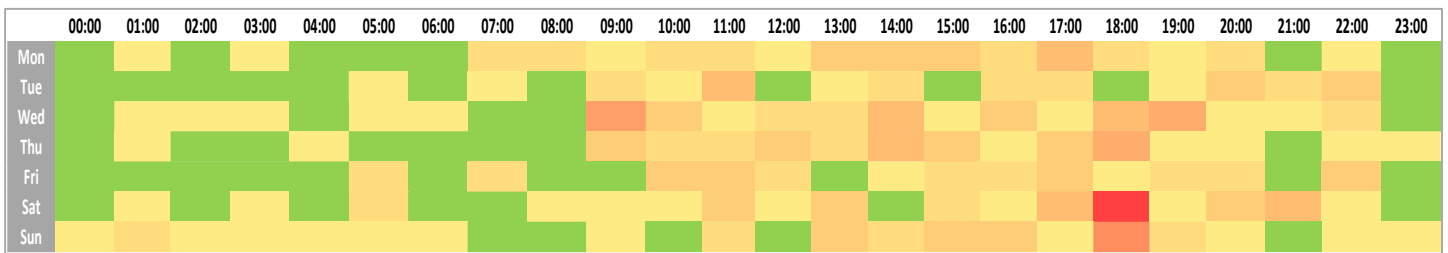
7
fire & non-fire
casualties



£133,960
economic cost of
ufas incidents

*data above is year on year change

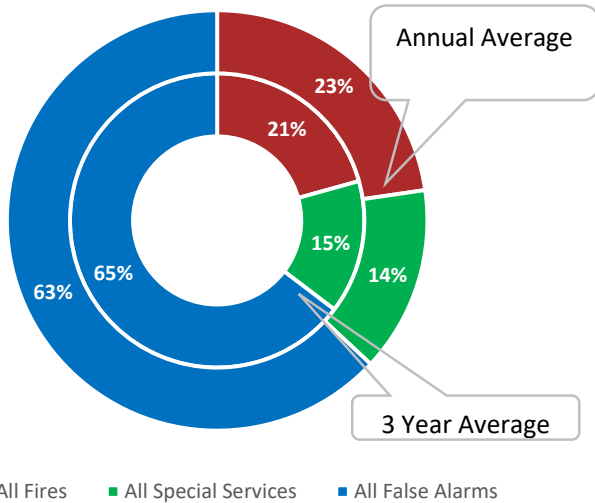
Activity by Time of Day



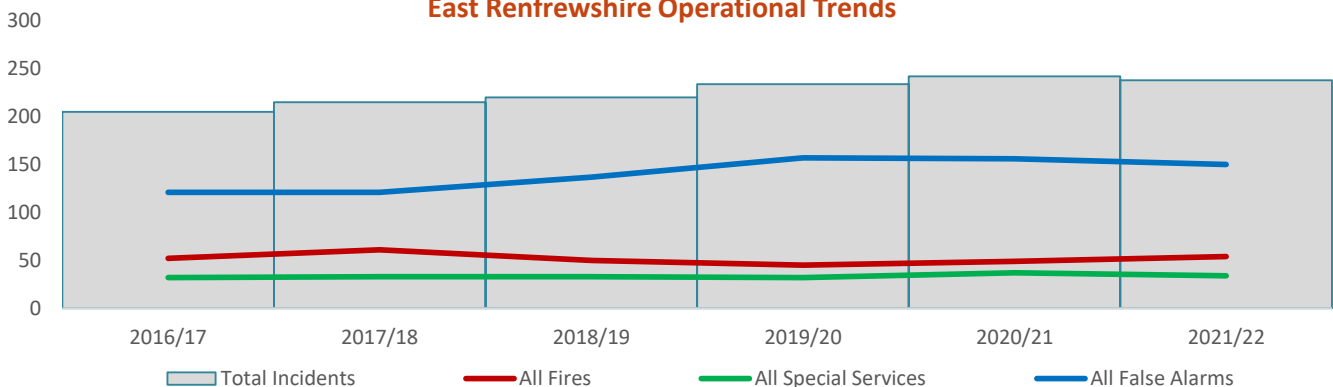
Top 15 Incidents Types by %

False Alarm (UFAS)	28.57%
False Alarm (Dwelling)	22.69%
False Alarm (Good Intent)	10.50%
Outdoor Fire	7.98%
Dwelling Fire	6.72%
Refuse Fire	4.62%
Effecting entry/exit	4.20%
Other rescue/release of persons	2.52%
Special Service - RTC	2.10%
No action (not false alarm)	1.68%
Vehicle Fire	1.68%
Special Service - Flooding	1.26%
False Alarm (Equipment)	1.26%
Removal of objects from people	1.26%
Other Building Fire	0.84%

Incidents by Classification



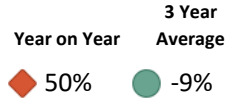
East Renfrewshire Operational Trends



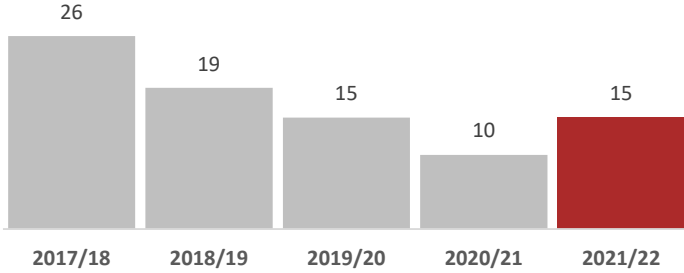
Domestic Safety - Accidental Dwelling Fires



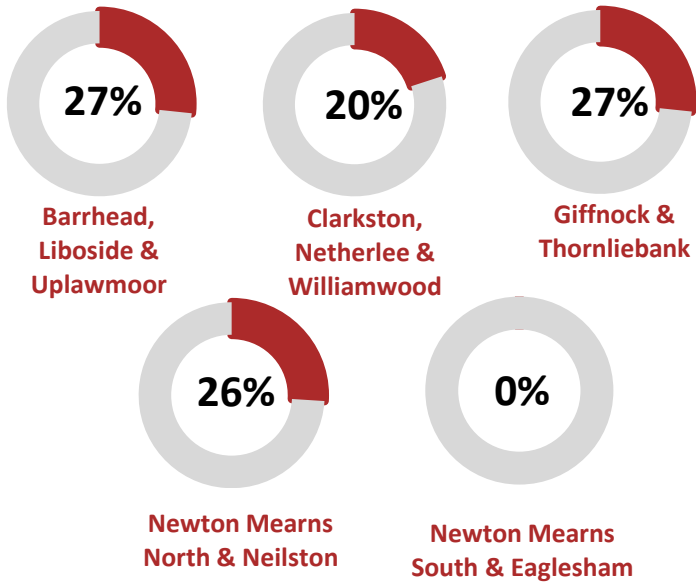
Performance Summary



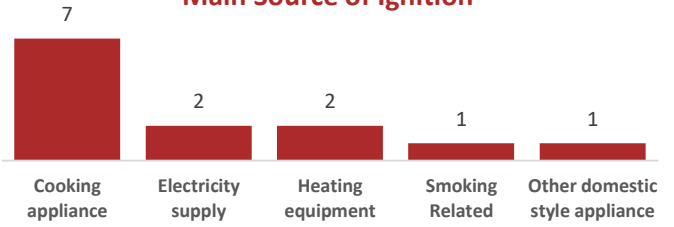
Accidental Dwelling Fires



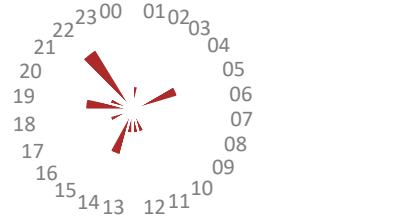
Accidental Dwelling Fires Activity by Ward (% share)



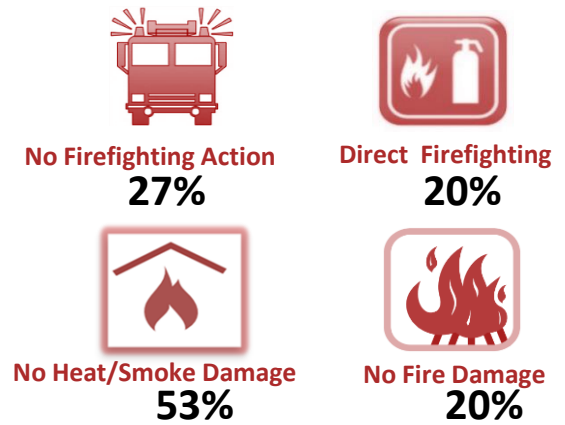
Main Source of Ignition



Accidental Dwelling Fires by Time of Day



Severity of Accidental Dwelling Fires



Human Factors



Automatic Detection & Actuation



You will note an increase to the year on year indicator of 50% however, this is against an extremely low figure of 10 in the same reporting period last year with an increase of 5 incidents over the 12 week period. It is pleasing to note an overall reduction of 9% on the three-year indicator. Cooking is again the main contributor, accounting for over 60% of the activity however, it is positive to note that detection was present in 73% of the premises and the detection actuated in 82% of them, giving early warning. Once again this confirms a continued awareness regarding the importance of the installation and maintenance of fire detection within the home.

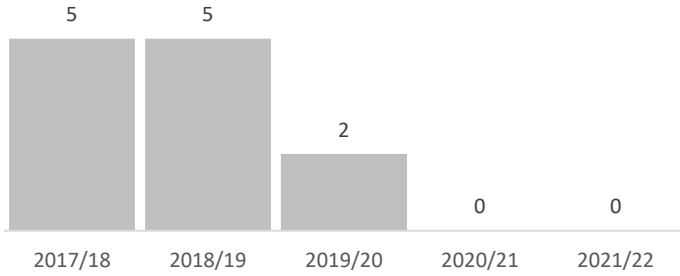
Domestic Safety - Accidental Dwelling Fire Casualties

Performance Summary




Year on Year ▲ 0% 3 Year Average ● -71%

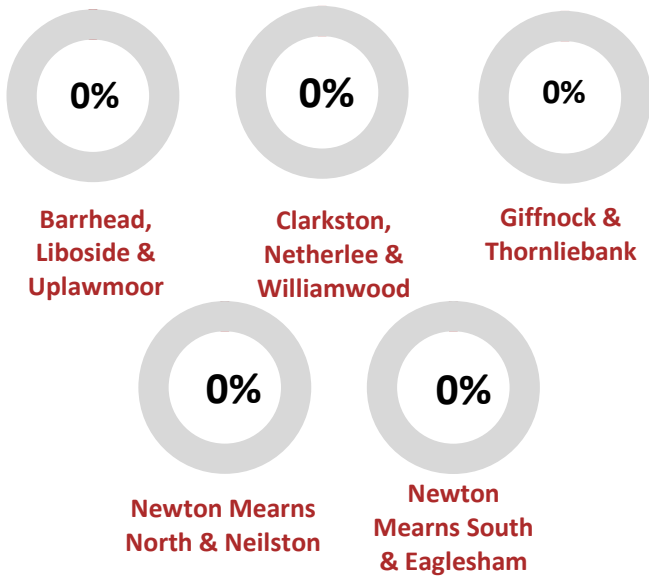
Accidental Dwelling Fires Casualties




Fire Casualties by Time of Day



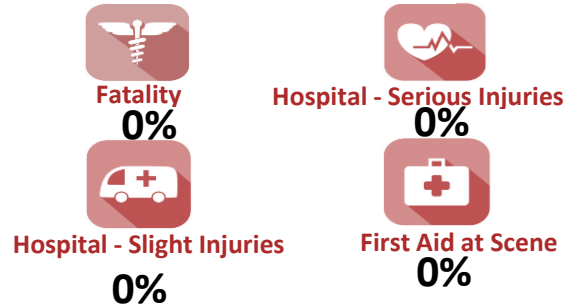
Accidental Dwelling Fire Casualties by Ward (% share)



Nature of Injury



Extent of Harm



Age / Gender Profile



0	0	0	0	0	0	0	0	0	0
0 - 9	10 - 19	20 - 49	50 - 79	80+					

I am pleased to report for this period that there has been no increase on the year on year indicator with the total remaining at zero. It is also positive to note that there is a reduction of 71% on the three year average.

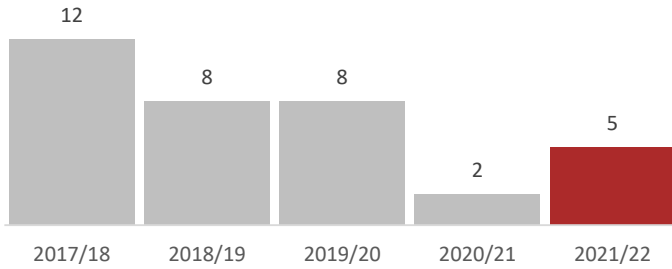
Unintentional Injury and Harm ¹³



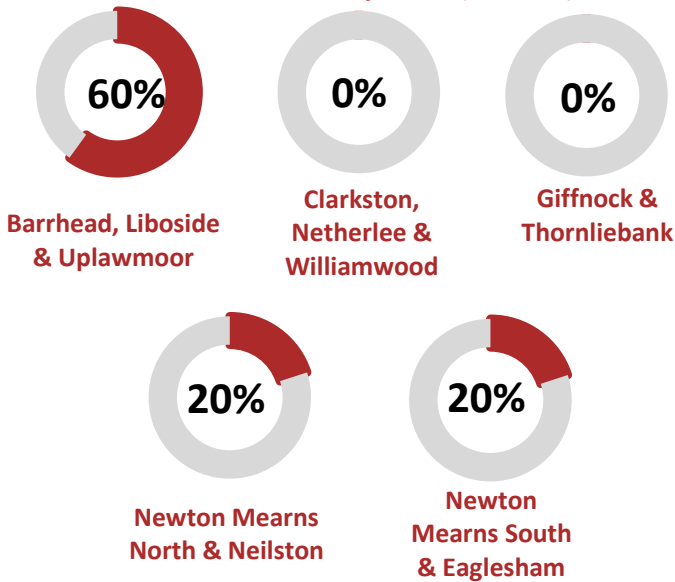
Performance Summary

Year on Year ◆ 150% 3 Year Average ● -17%

Non-Fire Casualties

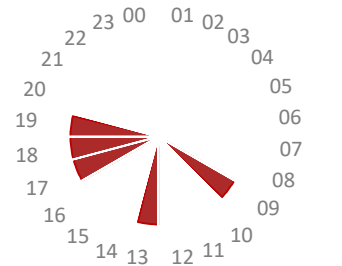


Non-Fire Casualties by Ward (% share)

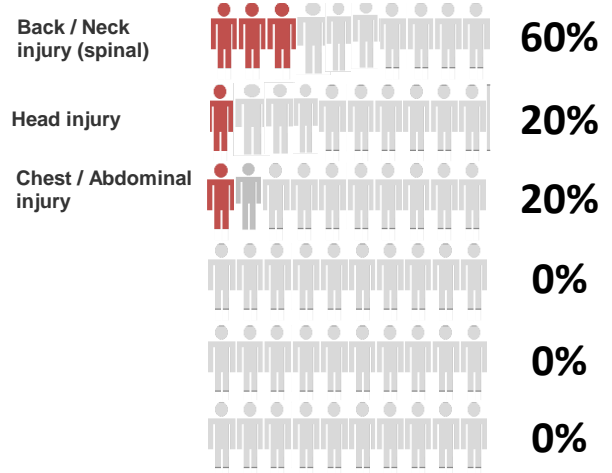


Year on year we have had an increase of 150% in special service casualties which equates to an additional 3 casualties. It is worth noting that this increase is measured against significantly low figures the previous year and positive to report a substantial reduction of 17% against the three-year average.


Non-Fire Casualties by Time of Day



Nature of Injury



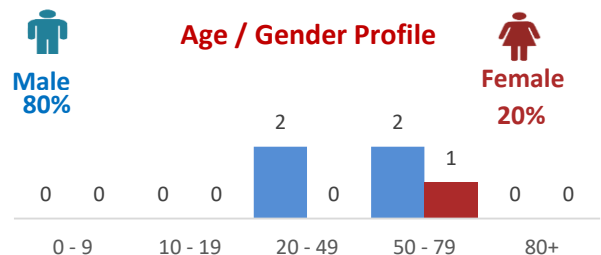
Extent of Harm



Non-Fire Emergency Activity



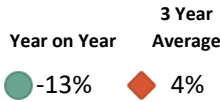
Age / Gender Profile



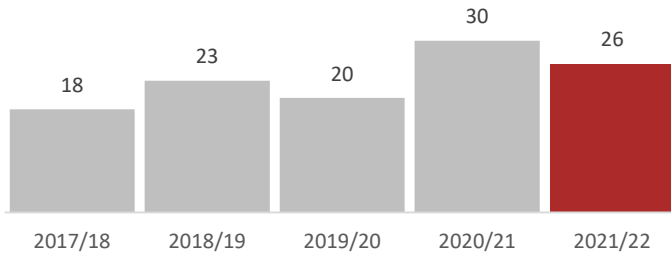
Deliberate Fire Setting



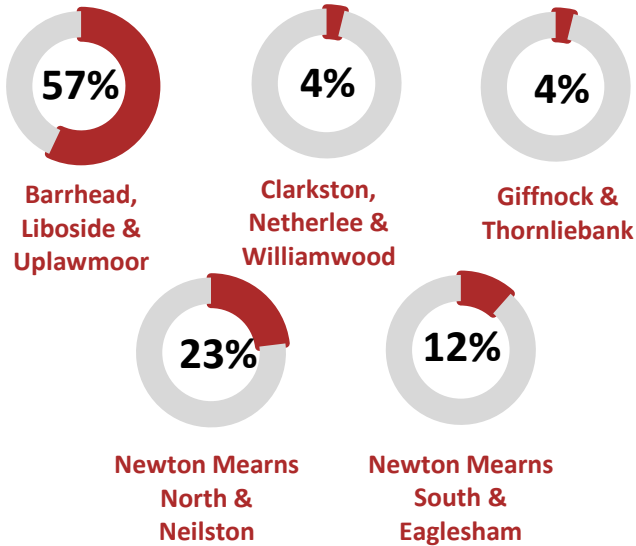
Performance Summary



Deliberate Fires



Deliberate Fires by Ward (% share)



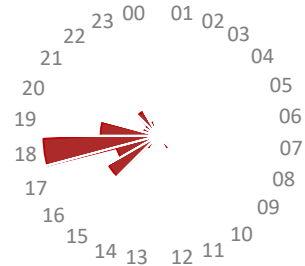
Definitions

Primary Fires - all fires in buildings, vehicles and outdoor structures or any fire involving casualties, rescues or fires attended by five or more appliances

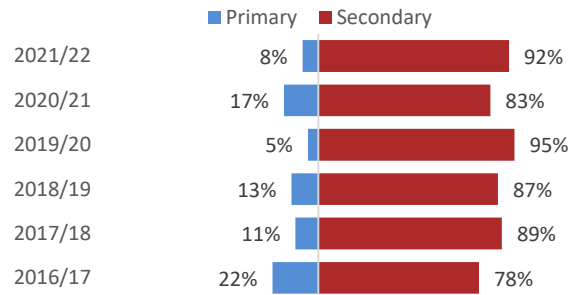
Secondary Fires - fire incidents that did not occur at a primary location, was not a chimney fire in an occupied building, did not involve casualties (otherwise categorised as a primary incident) and was attended by four or fewer appliances.

It is pleasing to report a significant reduction of 13% in deliberate fire setting within the year on year indicator and the three-year average highlighting only a slight increase. The vast majority of these secondary fires were grass and woodland during a period of dry weather.


Deliberate Fires by Time of Day



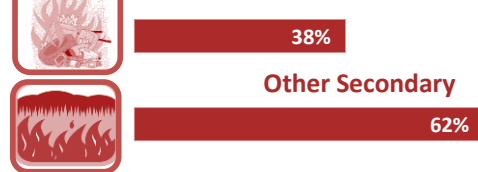
Deliberate Fires by Classification



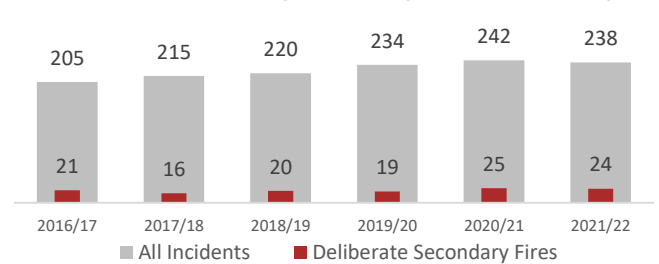
Primary Fire Ratio by Activity Type



Secondary Fire Ratio by Activity Type



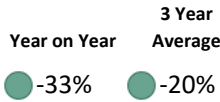
Deliberate Fires Compared to Operational Activity



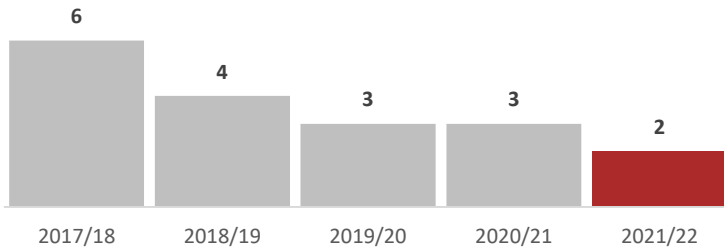
Non Domestic Fire Safety



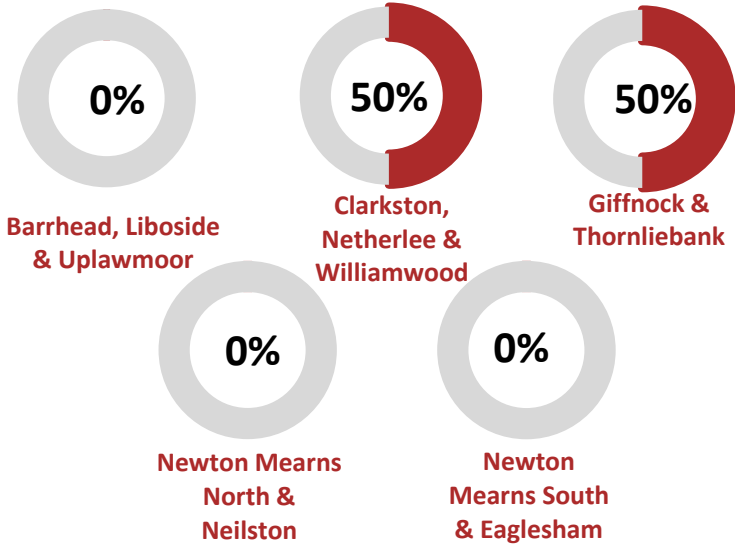
Performance Summary



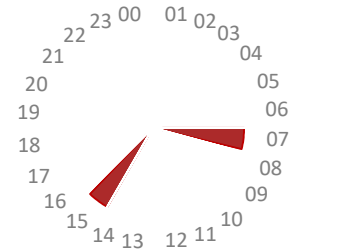
Non Domestic Fires



Non-Domestic Fires by Ward (% share)



Non-Domestic Fires by Time of Day



Non-Domestic Fires by Nature of Origin



Severity of Non-Domestic Fires



Non-Domestic Fires by Premises Type

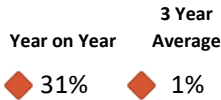


There has been a significant reduction in non-domestic fires in both the year on year indicator as well as the three year average with only two incidents in this reporting period. It is also pleasing to report that both were accidental and firefighting action was only required at one of the incidents. The damage in the property affected was also minimal with only heat and smoke damage.

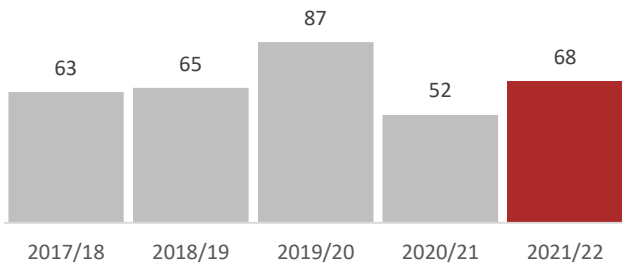
Unwanted Fire Alarm Signals



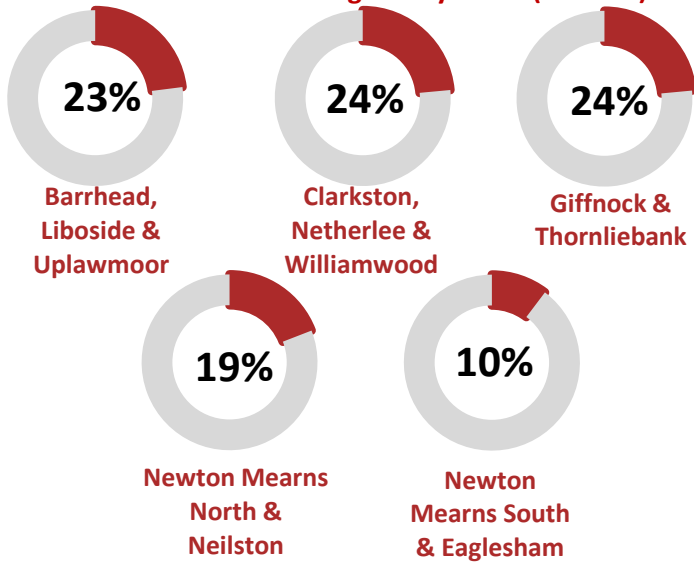
Performance Summary



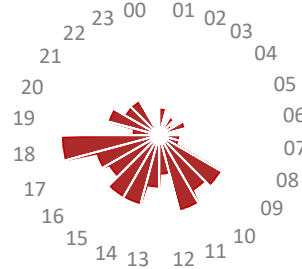
Unwanted Fire Alarm Signals



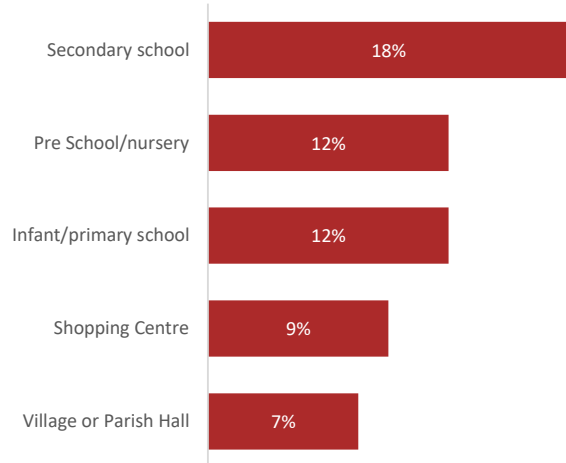
Unwanted Fire Alarm Signals by Ward (% share)



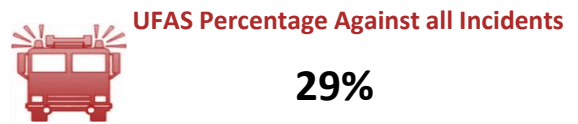
Unwanted Fire Alarm Signals by Time of Day



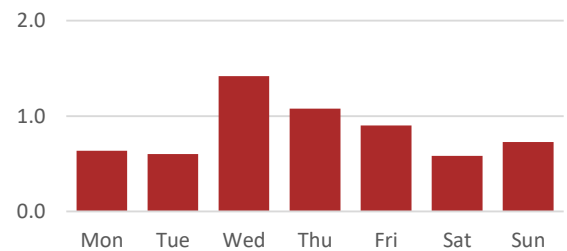
Unwanted Fire Alarm Signals - Top 5 Premises



Unwanted Fire Alarm Signals Activity Ratios



Average Unwanted Fire Alarm Signals per Day



It is disappointing to report a continued increase in Unwanted Fire Alarm Signals and it is also concerning that the majority are again within educational facilities with the cause primarily being accidental, system faults and cooking which again highlights that the majority are avoidable and being caused by either human error or deliberate action.