

EAST RENFREWSHIRE COUNCILEDUCATION COMMITTEE17 August 2023Report by Director of EducationEAST RENFREWSHIRE'S CHILDREN AND YOUNG PEOPLE'S
SERVICES PLAN 2023-2026**PURPOSE OF REPORT**

1. This report presents “*At Our Heart – Next Steps*” The East Renfrewshire Approach to Children Services Planning for the period 2023-2026. Education Committee is requested to note the content of the plan prior to being submitted to full Council on 13 September for approval. The plan was noted by IJB on 16th August. After Council approval the plan will be submitted to the Scottish Government.

RECOMMENDATION

2. Education Committee are asked to:
- a) acknowledge the duties of the Children and Young People Act 2014 as they relate to Part 3 Children’s Services Planning, and;
 - b) note the content of the Children and Young People’s Services Plan for 2023-2026, prior to submission to full Council for approval.

BACKGROUND

3. Part 3 of the Children and Young People (Scotland) Act 2014 places children’s services planning duties on local authorities and health boards. Section 8(1) of the Act requires every local authority and its relevant health board to jointly prepare a Children’s Services Plan for the area of the local authority, in respect of each three-year period.

4. A range of other relevant local and national bodies are expected to be either consulted with, or obliged to participate, at various stages of the development of the plan. In addition the plan must be accompanied by a robust evidence-based joint strategic needs assessment of the current population of the children and young people in its area.

5. On a yearly basis the local authority and relevant health board are required to jointly publish an annual report detailing how the provision of children’s services and related services in that area have been provided in accordance with the plan. Statutory guidance to support the preparation of plans was updated and re published in January 2020 and has confirmed that completed plans should be submitted to the Scottish Government after local approval.

CONTEXT

6. Section 9 of the Act sets out the strategic aims for a Children's Services Plan. Under these provisions every Children's Services Plan must be prepared with a view to securing the achievement of the following five aims:-

- (a) that "children's services" in the area are provided in the way which -
 - (i) best safeguards, supports and promotes the wellbeing of children in the area concerned,
 - (ii) ensures that any action to meet needs is taken at the earliest appropriate time and that, where appropriate, action is taken to prevent needs arising,
 - (iii) is most integrated from the point of view of recipients, and
 - (iv) constitutes the best use of available resources,
- (b) that "related services" in the area are provided in the way which, so far as consistent with the objects and proper delivery of the service concerned, safeguards, supports and promotes the wellbeing of children in the area.

7. In addition key messages from Part 3 revised statutory guidance state that plans should include:

- A focus on primary prevention and early help
- Targeting the most vulnerable children and families
- A commitment to reducing child poverty
- A joined up services approach
- A commitment to engage communities
- Further implementation of the Getting it Right for Every Child (GIRFEC REFRESH) approach
- The Getting it Right for Every Child Wellbeing Indicators as the means to evaluate impact
- A strategic commissioning approach to planning together
- Constitute the best use of available resources

8. The statutory guidance states that the Children's Service Plan must align with existing plans or those in development, as well as legislation to include:

- Community Planning Partnership Local Outcome Improvement Plans
- Local Health Board's Strategic Plan
- Child Poverty Strategies
- Early Years Strategy
- Corporate Parenting Plans
- Community Learning and Development Plans
- Early Learning and Childcare Strategy
- The Community Justice Act
- Community Empowerment Act
- Specifically Parts 1, 6, 9, 10, 11, 12, 13, and 18 of the Children & Young Peoples Act 2014

REPORT

9. *"At Our Heart – Next Steps"* The East Renfrewshire Approach to Children's Services Planning 2023-2026 (Appendix 1) is our plan for children, young people, and families for the next three years. The plan demonstrates our commitment to achieve the best possible

outcomes for children and their families during these challenging and uncertain times. Building on our successes with “*At Our Heart*” 2020- 2023 this new plan sets out our vision and priorities for children, young people, and family services over the next 3 years. We anticipate the next three years will be a challenging time for all public sector bodies providing services. Tighter financial settlements, ongoing recovery from the Covid-19 pandemic, and the effect of the cost of living crisis on families, will result in increased need and demand. In order to achieve the greatest impact during these difficult times it is clear that creating strong working partnerships will be more important than ever.

10. Since 2002 when we published our first integrated children’s services plan we have come a long way towards achieving our shared vision to get it right for children and young people. The vision for the 2023 - 2026 Plan was created by local children, young people, families, during engagement activities that took place. We believe the vision the children and their families have developed is an inspiring and ambitious one and clearly sets out what they believe to be important to them. This vision is:

“East Renfrewshire’s children should grow up loved, respected and be given every opportunity to fulfil their potential. We want them to be safe, equal and healthy, have someone to trust, have friends, but most of all HOPE”.

11. Over the last six months in line with statutory duties partners have conducted a wide ranging assessment of children and young people’s needs stretching back over one year; the content of this work is included in this plan at the separate document Appendix 1. In addition to the needs assessment we compiled a comprehensive report to reflect children and families’ feedback which had been received by agencies over the last eighteen months (Appendix 2). The analysis of this combined work has enabled local partners to agree new priorities and success criteria for the plan as outlined on Page 7, and this is what we will be judged against over the duration of the plan.

FINANCE AND EFFICIENCY

12. As the children’s services plan is a multi-agency plan, costs associated with implementing the commitments detailed will be jointly met through individual departments and services devolved budgets.

CONSULTATION

13. Children’s Services Planning takes place within the wider context of community planning in East Renfrewshire. As such the production of this plan has over the last twelve months involved a process of extensive collaborative working between children’s services partners and related services as well as the important wider engagement that has taken place with children, young people, families/carers, and communities.

PARTNERSHIP WORKING

14. The Improving Outcomes for Children and Young People Partnership is the principal multi agency group that has responsibility for joint strategic planning and development of services for children, young people, and families in East Renfrewshire. The Partnership oversees the work of the four multi agency thematic planning sub groups in relation to the plan itself and its annual reports. These are – Additional Support Needs Group, Early Years Group, Corporate Parenting Group, and Young People’s Group.

15. All children's services and most of the related services are represented on the strategic high level partnership along with the four thematic sub groups. This includes East Renfrewshire Council, the Health and Care Partnership, NHS Greater Glasgow & Clyde, Police Scotland, and a range of other agencies including East Renfrewshire Culture and Leisure Trust, the Scottish Children's Reporter Administration, Skills Development Scotland, Voluntary Action East Renfrewshire, and partners in local and national voluntary organisations.

IMPLICATIONS

16. No immediate policy, staffing, property or IT implications have been identified.

17. An Equalities, Fairness and Rights Impact Assessment of the new plan will be undertaken and the report will be issued once complete. The findings and recommendations will be adopted by the Improving Outcomes for Children and Young People's Partnership and delegated to the relevant thematic group and or service/agency as appropriate.

CONCLUSIONS

18. The purpose of "*At Our Heart – The Next Steps*" The East Renfrewshire Approach to Children's Services Planning 2023-2026 is to set out our vision for East Renfrewshire's children, young people, and their families and demonstrate our commitment to achieve the best possible outcomes for them especially in these challenging and uncertain times. The new plan is framed around our locally agreed approach which includes a new suite of key priorities and success criteria. This approach is rooted firmly in the national Getting it Right for Every Child Wellbeing Framework which continues to underpin all that we do in East Renfrewshire.

RECOMMENDATIONS

19. Education Committee are asked to:

- a) acknowledge the duties of the Children and Young People Act 2014 as they relate to Part 3 Children's Services Planning, and;
- b) note the content of the Children and Young People's Services Plan for 2023-2026, prior to submission to full Council for approval.

Mark Ratter
Director of Education
17 August 2023

Convener Contact Details
Councillor Anderson, Convener for Education, Equalities, Culture and Leisure
Tel: 07341 640 825
Tel: 0141 577 3107
andrew.anderson@eastrenfrewshire.gov.uk

Report Author
Siobhan McColgan, Head of Education Services (Equality and Equity)
Tel: 0141 577 3253
Siobhan.McColgan@eastrenfrewshire.gov.uk

Arlene Cassidy, Children's Services Strategy Manger
Arlene.cassidy@eastrenfrewshire.gov.uk

Appendices

Appendix 1 - At Our Heart -Next Steps
Appendix 2 - Needs Assessment
Appendix 3 - Views and Experiences

Background Papers

CYP Act 2014 <http://www.legislation.gov.uk/asp/2014/8/contents>
Part 3 Statutory Guidance Children and Young People (Scotland) Act 2014: Statutory Guidance on Part 3: Children's Services Planning – Second Edition 2020 (www.gov.scot)

BLANK PAGE

“At Our Heart – The Next Steps”

The East Renfrewshire Approach to Children’s Services Planning

East Renfrewshire’s Children and Young People’s Services Plan

2023-2026

Executive Summary

Welcome to ***“At Our Heart – The Next Steps”*** The East Renfrewshire Approach to Children’s Services Planning for 2023-2026.

Building on our successes with *“At Our Heart”* 2020- 2023 this new plan sets out our vision and priorities for children, young people, and family services over the next 3 years. We anticipate the next three years will be a challenging time for all public sector bodies providing services. Tighter financial settlements, ongoing recovery from the Covid-19 pandemic, and the effect of the cost of living crisis on families, will result in increased need and demand. In order to achieve the greatest impact during these difficult times it is clear that creating strong working partnerships will be more important than ever.

All partners in East Renfrewshire are signed up to work together to achieve the vision and objectives detailed in the plan and it is their ongoing participation and support that will help turn the commitments of the plan into a reality for children, young people, their families and carers. Drawing on what children, families, staff, and partner agencies have told us our new plan commits us to continuously improve how we design and deliver our universal, preventative, and targeted services to ensure children get the help they need when they need it. Furthermore this will enable us to ensure that we provide services that are responsive, achieve better outcomes, and create opportunities for children, young people and their families.

As always the production of our plan has involved a process of extensive collaborative working between partners within East Renfrewshire Council, the Health and Social Care Partnership, NHS Greater Glasgow & Clyde, together with a range of other agencies including the Scottish Children’s Reporter Administration, Skills Development Scotland, and partners in local and national third sector organisations. As the plan is an overarching document linking across a wide range of children’s services the strategic Improving Outcomes for Children and Young People’s Partnership will oversee its delivery and will publish progress annually in accordance with statutory duties.

On behalf of the Improving Outcomes for Children and Young People Partnership I would like to thank all partners and stakeholders along with children, young people, and families, for their contribution to the completion of the new East Renfrewshire Children and Young People’s Services Plan for 2023-2026 and their ongoing participation in the implementation and delivery over the years ahead.

Council Leader O’Donnell

Contents	Page Number
Executive Summary	1
Introduction	3 - 4
The East Renfrewshire Approach – <i>Vision, Outcomes, and Priorities</i>	5 - 6
At Our Heart - A Plan on a Page	7
Local Context to the Approach	8 -13
Children and Young People’s Population at a Glance	14
East Renfrewshire’s Children and Young People’s Plan	15 -19
What we spend on services for children and families	20
Evaluating Impact and Measuring Success	21
Appendices	
1) Profile and Needs Assessment (separate document)	
2) What children, young people and families have told us (separate document)	
3) Working in Partnership	
4) Children’s Planning Landscape	
5) Improving Outcomes for Children and Young People Partnership – membership	

BLANK PAGE

Introduction

“At Our Heart - The Next Steps” The East Renfrewshire Approach to Children’s Services Planning for 2023-2026 is the seventh integrated children’s services plan for children, young people, and families in East Renfrewshire. This plan encompasses the vision that children and families helped us create and represents the Improving Outcomes for Children and Young People long established commitment to achieve better integrated service planning and delivery.

Although our last plan - covering the period 2020-2023 - was published during the height of the Covid-19 pandemic, against the odds we made remarkable progress with implementation across the key priorities that we had identified. This is particularly true of how we responded to the publication of The Promise and also the emerging mental wellbeing needs of the local children and young people population. Emergency legislation passed by the Scottish Parliament during 2020 to temporarily suspend many statutory duties resulted in the publication of children and young people service plans covering shorter timescales than would ordinarily have been the case, leading to less time to achieve key agreed commitments. In addition to delivering our children’s plan our main priority during this extraordinarily difficult time was to respond quickly and divert our resources to identifying and protecting our most vulnerable families especially during the national and local lockdowns, and adapt practice due to the ongoing social distancing restrictions that posed a challenge to providing the type of services children and families needed.

In summer 2022 our considerable efforts to design and deliver the highest quality care and support was acknowledged when we were inspected by a team led by the Care Inspectorate. They observed the following strengths as a consequence of the East Renfrewshire partnership approach:

- Children and young people at risk of harm were benefiting from high-quality assessments, plans and support from a wide range of services.
- Children and young people were listened to and respected.
- The safety and wellbeing of children and young people who were at risk of harm was improving as a result of the caring relationships they had with key members of staff.
- Children and young people at risk of harm and their families were actively participating and influencing service planning, delivery and improvement.
- The partnership was successfully using data and quality assurance information to inform and support decision making, service planning and delivery.

In their assessment, the inspection team found the work of our Improving Outcomes for Children and Young People Partnership to be excellent which means that East Renfrewshire is the first in the country to receive an evaluation of Excellent for this quality indicator. The full report can be accessed on the Care Inspectorate website at [East Renfrewshire joint insp children and young people.pdf \(careinspectorate.com\)](https://www.careinspectorate.com/east-renfrewshire-joint-insp-children-and-young-people.pdf).

Nevertheless we believe that there is much more to be done and as part of the development of **“At Our Heart – The Next Steps” 2023-2026**, the local partnership has undertaken a comprehensive evaluation of our achievements to date along with an analysis of current need and demand. With an outstanding education system, a fully integrated Health and Social Care Partnership, sector leading council services, innovative third sector partners, and recognition by the Care Inspectorate of excellence, we are confident of achieving our ambitious vision that our children and young people have set for us.

“At Our Heart – Next Steps” The East Renfrewshire Approach to Children’s Services Planning 2023-2026

Our Vision, Outcomes and Priorities

The Improving Outcomes for Children and Young People Partnership has agreed **“At Our Heart – Next Steps” The East Renfrewshire Approach to Children’s Services Planning 2023-2026** as set out in the illustration below on page 7. We are immensely proud of our vision which has been adopted from work undertaken with children, young people, and families, and we want to ensure it drives delivery of the new plan over the next three years. As is clear the **Getting it right for every child wellbeing framework** continues to underpin all that we do in East Renfrewshire strategically and operationally, and along with our revised **priorities** and **success criteria measures** will help us judge how well we are doing across the partnership and the impact we are having on the lives of children and young people, and their families.

Over the last six months in line with statutory duties we have conducted a wide ranging assessment of children and young people’s needs stretching back over one year; the content of this work is included in this plan at the separate Appendix 1. In addition to the needs assessment we compiled a comprehensive report to reflect children and families’ feedback which had been received by local agencies over the last eighteen months (Appendix 2). The assessment profile and the service user feedback report was then analysed and discussed by partners during a series of workshops to support the development of the new plan. From this exercise the partnership concluded that our priorities for the following period would focus on prevention and early help, transitions and complex needs, mental wellbeing, our care experienced population, and holistic family support. This is now represented in our approach model on page 7.

Community Planning in East Renfrewshire

Progress on achieving our approach will also contribute towards the delivery of key outcomes in the East Renfrewshire Community Plan and the Scottish Government’s National Performance Framework. The Community Plan was agreed in 2018 and sets out the Community Planning Partnership (CPP) vision for East Renfrewshire for the next ten years. The plan is structured around five outcomes, two of which are closely aligned to the children’s plan. These are: **Early Years and Vulnerable Young People**, and **Learning, life and work**. The Community Plan also includes **“Fairer East Ren”** the Local Outcomes Improvement Plan, which sets out the priorities across the CPP to make the area fairer and with fewer inequalities. A key objective of the plan is to **Reduce the impact of Child Poverty** along with other commitments that are expected to positively affect children and families. Additionally in line with the Christie Commission, East Renfrewshire has taken a **place based approach** to tackle inequalities specific to some geographical communities, and where poorer outcomes are more prevalent. The **locality plans** co-produced with local residents in these areas broadly echo the new children’s plan approach and commitments.

National Performance Framework

Scotland's National Performance Framework (NPF) provides a clear vision of the national outcomes we all work towards to improve Scotland's individual and collective wellbeing. To help achieve its purpose, the framework sets out National Outcomes with the key one for children being: ***We grow up loved, safe, and respected so that we can realise our full potential.*** This national outcome has also informed our local children's plan vision and the wider content of the new plan. Similarly the Scottish Government's Children and Young People's Outcomes Framework, developed to assist with strategic multi agency planning, has supported our decision making in this area.

Our Approach⁷⁵
East Renfrewshire's Children and Young People's Plan
2023-26

Our Vision
 We want East Renfrewshire's children to grow up loved, respected and given every opportunity to fulfil their potential.
 We want them to be safe, equal and healthy, have someone to trust, have friends, but most of all **HOPE**

- 7 Outcomes**
1. Safe
 2. Healthy
 3. Active
 4. Nurtured
 5. Achieving
 6. Respected/Responsible
 7. Included



How we will measure our success

1. Parents/carers accessing holistic family support indicate improvement in wellbeing (increase)
2. % of 0-2 year olds registered with a dentist (increase)
3. % of children reaching all of the expected developmental milestones by 27-30 month child health review (increase)
4. % of children reaching developmental milestones start P1 (increase)
5. Percentage of primary 1 children at risk of overweight and obesity (decrease)
6. Diversionary activity reduces risk and promotes inclusion
7. % of young carers reporting satisfaction with support services
8. Number of unallocated children with 2 or more IRD's in the last 2 years (decrease)
9. Parent satisfaction level on supports for children with complex additional support needs
10. All young people in transition will have a plan in place by age 14 years
11. Percentage of Looked After Children with more than one placement within the last year (decrease)
12. Attendance rate for Looked After Pupils (Primary & Secondary) (increase)
13. Number of Looked After Young People gaining achievement awards (increase)
14. Average number of insight tariff points for care experienced school leavers
15. Percentage reduction in the number of repeat presentations to GPs for young people referred to the Family Wellbeing Service 6 months post closure (in relation to emotional wellbeing) (decrease)
16. Children accessing Healthier Minds Service report improvements in their mental wellbeing
17. Percentage of children and young people (P5-S6) who agree or strongly agree that their school offers them the opportunity to take part in activities in school beyond the classroom and timetabled day (increase)
18. Percentage of children and young people (P5-S6) who answer that their (physical) health is good or excellent (increase)
19. Learn Well measure
20. Proportion of pupils entering positive destinations (increase)
21. Workforce learning and development opportunities increase knowledge, skills and confidence

- Our Priorities**
1. Help families and carers give their children the best start in life in a nurturing, safe and stable home environment
 2. Protect our most vulnerable children, young people, and families
 3. Ensure children and young people with complex needs are supported to overcome barriers to inclusion at home, school, and communities
 4. Deliver on our Corporate Parenting responsibilities to our care experienced children and young people by fully implementing The Promise.
 5. Respond to the mental and emotional wellbeing, and physical health needs of children and young people
 6. Upskilling our children's services workforce
 7. Reducing the impact of poverty on children and families

Relational based practice

Listen to children, promote their participation, and uphold rights

A focus on the strengths and assets of families

A trauma informed workforce

Local Context to the Approach

Holistic Whole Family Support

We know that the last 3 years have been challenging for families in a range of different ways. The lockdown periods, school closures, access to services, changes in the way people work and cost of living have all had a significant impact on children and families. Our new plan for 2023-2026 takes account of the lasting impact of these challenges but acknowledges the important role that local services can play in promoting family wellbeing and supporting families to lead safe, happy and healthy lives.

In East Renfrewshire we know that families are generally the best source of care and nurture for their children but from time to time many parents and carers across the authority might need some help. When this happens we want them to be able to access the help they need, where and when they need it, for as long as it is needed, in order to protect and promote their children's wellbeing. Ultimately we want to prevent crisis and keep families together where it is in the best interests of the child. In fact services for families in East Renfrewshire are primarily based on prevention and early help. This includes the universal services of health visiting, early year's settings, and schools. There is also a range of more targeted or specialist support available for those who need it, from health, social work, education and local third sector providers. Our support for families is integrated within our services through the ***Getting it right for every child*** and ***Signs of Safety*** approaches. This means that we focus on strengths and work in partnership with parents and children as we help them to identify and achieve their goals.

The Promise clearly identified the need to significantly upscale family support services and identified whole family support as a priority in the Promise Plan 21-24. Going forward we will be using the ***Supporting Families: A National Self-Assessment Toolkit For Change*** to evaluate our current supports for families to ensure they meet emerging local needs and address any that come to the fore over the next three years. Scottish Government assistance through the ***Whole Family Wellbeing Fund for Holistic Family Support and Families in Recovery*** will provide additional resource to support families with more complex needs as well as those who require early help at preventative stages.

Keeping The Promise and delivering on our Corporate Parenting responsibilities

On 5th February 2020 a promise was made to the infants, children, young people, adults and families who have experience of the care system in Scotland. The Promise and its commitments were clear that by 2030 the following would be delivered:

- ✓ Love will no longer be the casualty of the 'care system,' but the value around which it operates
- ✓ Wherever safe to do so, Scotland will make sure children stay with their families and families will be actively supported to stay together
- ✓ Children, young people, and their families will be listened to, respected, involved and heard in every decision that affects them.

The Scottish Government and the national Promise Team reinforced that this work is “**immediate and urgent work - what can change now must change now**” and that implementation of The Promise must not be delayed. In East Renfrewshire we have made the same commitment to our current looked after children and young people, those who we previously looked after, and for those who will experience care in the future. Even during the Covid-19 pandemic we sought opportunities to drive forward The Promise believing that during this extraordinarily challenging time children and young people in our care needed to be loved, safe, and listened to more than ever.

Over this time local partner agencies have demonstrated a commitment to improving the life chances of our looked after and care experienced children and young people but are aware we have more work to do to enable us to achieve our goal of being the best possible parent we can be in line with The Promise. We all understand that when a child or young person becomes looked after – at home or away from home - the local authority, health board, and a number of other public bodies take on the role of Corporate Parent. Corporate Parenting is the collective responsibility of the council, elected members, employees, and the other key partner agencies, to provide the best possible care and protection for our looked after children. This also means that each specified public body has the statutory responsibility to act for a looked after child in the same way that every parent wants to act. In East Renfrewshire this has meant we want the best for our children, to see them flourish with good health, to be safe and happy, to do well in education and enjoy healthy relationships. Similarly we want them to make the most of the available cultural and leisure opportunities, and to develop towards adulthood fully prepared to lead independent lives. Importantly, we want young people to progress into a positive post school destination, whether this be further or higher education, or employment, and to be financially secure.

We are now over three years into the Promise’s ten year plan with the current plan focusing on the period from 2021 until 2024 which is broadly running parallel with our previous and our new Children’s and Young People’s Services Plans. Our priorities over the next three years are to ensure we deliver on a **Good Childhood** and **Holistic Whole Family Support**. Culture, systems, and practice change will be needed for us to be successful in these areas but with children and families at the centre of service redesign programmes we are confident that we can achieve the high expectations we have set ourselves. This will include working closely with our local Champions Board and our Mini Champs to ensure that their unique experiences shape future provision. Later this year, The Promise Scotland team will embark on the work to develop Plan 25-27 to cover the second three-year phase before Plan 28-30 is laid out to finalise Scotland’s commitment. By which time, the Promise in East Renfrewshire will have been kept.

Mental Health and Wellbeing

For the most part, children and young people will experience good mental health along with the normal challenges and stresses of growing up. They will benefit from positive and helpful support for their wellbeing from their family at home, in early years settings and at school, and they will not require any extra help over and above that from the people they see on a daily basis. There will of course be a proportion of children and young people who will need extra help at some point, some of whom may even require additional or specialist services intervention. This may be because of factors relating to their development or health profile or because of the impact of adverse experiences on them, their family or community.

However the impact of the Covid-19 pandemic has exacerbated the circumstances of many children, young people and families, and we have seen a significant rise in the number of those experiencing challenges with their mental and emotional wellbeing.

Referrals to child and adolescent mental health services have increased by 50% and within this increase analysis highlighted an even higher increase in atypical eating disorders and complex neurodevelopmental conditions.

In response CAMHS staff have strengthened their links with local community services to provide an alternative and a speedier response to support families and reduce the need for specialised input. It is envisaged that the implementation of the single neurodevelopmental pathway within the current mental health structure, in line with national recommendations, will provide timely consistent support to children and young people with neurodevelopmental presentations.

The multi-agency Healthier Minds Service established in 2020, provides mental and emotional wellbeing support for children, young people and their families. The support is identified and aligned through the multi-agency screening hub, which meets weekly and is attended by regular representatives from Educational Psychology, CAMHS, Social Work, RAMH Youth Counselling service, Children 1st and Community Learning & Development. This service works alongside the existing Family Wellbeing Service which links to GP practices.

Improving the mental and emotional wellbeing of children and young people will continue to be one of the highest priorities for East Renfrewshire Council, Education Services and our Health and Social Care Partnership (HSCP) as we go forward, over the next three years. Together all partners in East Renfrewshire will continue to develop the integrated approach to mental and emotional wellbeing support for children, young people and families that will ensure they receive the right care and interventions at the right time and in the right place. More information on our local services can be found on the Healthier Minds Website for children, young people, families and practitioners. The site outlines ways to support mental and emotional wellbeing in a holistic way, providing information and resources that can help at different stages of children and young people's development. <https://blogs.glowscotland.org.uk/er/healthierminds/>

Complex and additional needs

East Renfrewshire children's planning partnership continues to prioritise the wellbeing of children and young people with complex additional support needs. Although in East Renfrewshire just over a quarter of school pupils are recorded as having an additional support need, which is lower than the national average of around a third, a smaller proportion require multi agency care and support during their childhood. The range of needs that children can present with however is increasingly diverse and complex in nature and as a result of this all services have required to adapt and become more creative in how they support families and carers.

As a direct consequence of the pandemic and the social isolation experienced by families caring for children with additional needs, we have seen an increased demand for services across the area and a higher degree of children and young people requiring multi agency assessment

and support. Education, health, social work, and other services are experiencing increased demand for assessments and care planning for children and young people with conditions including neurodiversity/autism, sensory impairments - visual and hearing, physical disability, learning disability, and significant social, emotional and behavioural difficulties.

Children's services are also strengthening links with local adult services providers to build capacity in this area and improve the post school transition planning arrangements for young people as they move on into young adulthood. It is anticipated that this will be an area requiring more focus as the population of young people with additional support needs grow in their development from childhood through adolescence, and into being adults. Developments in relation to the Promise and holistic family support will improve how children and families access information and local resources that help to reduce barriers to inclusion at home, school and in the community.

Keeping children and young people safe - Our commitment to working with children, young people, their families and carers

When a child or young person has been harmed or is at risk of harm, it can be a very difficult time for them and their family/carers. Keeping children at the centre of everything we do is very important to us. The East Renfrewshire Child Protection Committee Improvement Plan 2023-2026 will focus on how we can continue to work with children, young people and their families as well as our partners to ensure that children are kept safe in their families and communities. We recognise adjusting to life after Covid-19 and the lockdown restrictions continues to have an impact on our children, young people and their families. We will continue to work with them and our partners to ensure that they receive the right support at the right time to minimise any risks as they continue to adjust to life following the pandemic.

We will continue to ensure that children, young people and their families are involved in every step of the process and, where we need to do an assessment of their needs and circumstances, that they are part of this. We also want children, young people and their families to be part of meetings so that they can contribute to their plans for keeping them safe. Our ongoing implementation of the Signs of Safety approach allows us to do this in a meaningful way.

Furthermore we also want children, young people and their families to tell us what is working well and what we can do to improve our services. The inspection of joint services for children who are at risk of harm indicated that we do all this very well and we received a grading of excellent. We will continue to build on this good practice. The new National Child Protection Guidance for Scotland was published in 2021 and we are working hard to adapt our local guidance and processes to reflect this national guidance.

Child Poverty and the Cost of Living

The ongoing and cumulative impacts of COVID-19 and the Cost-of-Living Crisis has seen families in East Renfrewshire, like others across Scotland, facing more financial pressures than ever before. Those previously experiencing poverty have seen this worsened and many who were previously 'just about managing' are now finding themselves in poverty. We are fortunate in East Renfrewshire to have one of the lowest levels of child poverty in Scotland - 10.9% compared to 20.8% nationally. Average wages are high for those living in the area, unemployment rates are low and our residents are traditionally less likely to receive social security benefits. However, more recently, we have seen uptake rates for benefits, Scottish Welfare Fund and Money Advice Support. East Renfrewshire's Money Advice and Rights team and our local Citizens Advice Bureau have seen a 33% increase in the number of referrals received. This suggests an increase in the number of families experiencing financial vulnerability.

We have also noted a change in the demographics of the people accessing advice services. There has been a rise in the number of in-work families seeking assistance. There has also been a change to individuals' debt profiles, with personal debt for consumer goods decreasing, while debt for basic household expenditure is increasing. The demand for financial support is still primarily from the most deprived areas, however, there has been a significant increase from the more affluent areas who have not traditionally accessed advice services.

The challenges faced by families who do experience poverty are the same regardless of demographic or location. So, we continue to focus on tackling the drivers of poverty whilst also mitigating the impacts of those who are in poverty.

We recognise the impact of poverty on the health and wellbeing of children and young people and that the damaging effects can have a long-term impact into adulthood. We want all children in East Renfrewshire to experience a stable and secure childhood and succeed. We will continue to tackle child poverty to create a fairer future with all and make people's lives better. East Renfrewshire's Community Planning Partnership is committed to reducing child poverty. Tackling child poverty is at the core of Fairer East Ren's focus to minimise inequalities of outcomes across East Renfrewshire and is in line with the Scottish Government's Fairer Scotland Action Plan taking into account the new duties required under the Child Poverty (Scotland) Act.

Our Local Child Poverty Action Report details our local actions focussing on maximising incomes, reducing costs and improving the wellbeing of families facing poverty. Our Children and Young People's Services Plan 2023-2026 will compliment this work.

Children and Young People's Rights

The UN Convention on the Rights of the Child (UNCRC) is a core international human rights instrument which was adopted by the UN General Assembly in 1989 and ratified by the UK Government in 1991. The UNCRC sets out the human rights of every person under the age of 18 and has 54 articles that cover all aspects of a child's life and set out the civil, political, economic, social and cultural rights that all children everywhere are entitled to. It makes clear how adults and governments must work together to make sure all children can enjoy all their rights.

The Children and Young People (Scotland) Act 2014 further strengthens children's rights and places duties on local authorities, health boards and partner agencies to plan, develop and deliver services in this policy and legal context.

Our new Children's Services Plan 2023-26 has been developed using a rights based approach and directly links to our commitment to promoting and protecting children and young people's rights. In preparation for incorporation of the UNCRC into Scots Law, East Renfrewshire Council, the HSCP along with the wider partnership, established a UNCRC Implementation Group to ensure that all agencies and their staff are supported to consider the implications for how we deliver council services. This group are progressing three main themes linked to participation of children and young people, promotion of rights across all services and publicising children's rights to children and families.

Underpinning this work is a commitment to improving outcomes for all of our children and young people. We respect each child's right to family life and to grow up loved, safe and respected so that they can reach their potential. However we understand our additional responsibility to protect the rights of particular groups of children and young people who experience barriers to success and achievement or whose rights are threatened by abuse or poverty. For those children who need additional support, we work with them to assess their circumstances and make decisions with them and their families too. We seek children's views on a wide range of issues using appropriate and inclusive tools and we routinely consult with them when new policies and services are being developed and reviewed.

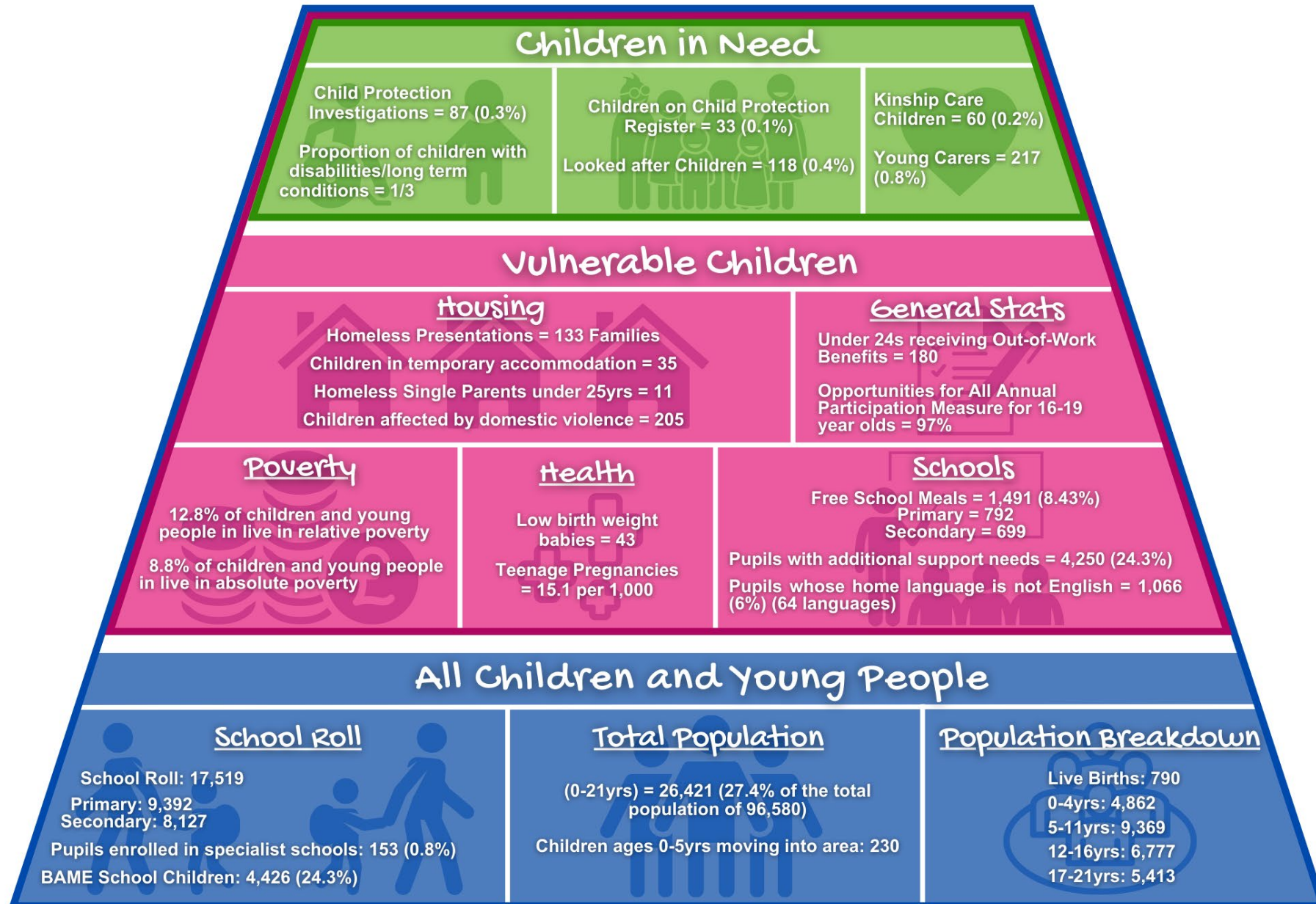
In line with statutory duties a joint report which sets out the progress we have made and the achievements we can build upon over the next three years will be published separate to the Children and Young People's Services Plan 2023-2027.

Creating a Trauma Informed Workforce

Within East Renfrewshire we continue to recognise the impact that adverse and distressing experiences can have on individuals and the importance of services responding in ways that help promote recovery and prevent further re-traumatisation. We continue on our journey of change to develop services that understand these challenges and a workforce that responds in a sensitive and responsive way. The local partnership to drive the implementation of our "Trauma Informed Services" strategy is well established and our partners in transformational change are leading experts in the field. Having recently developed our pool of accredited trainers in line with the National Trauma Training programme, we will now build on the rollout of the programme across the wider workforce. In addition, we will introduce learning opportunities in order to ensure all our staff become aware of the extent of trauma in our communities and respond in ways that are supportive and promote recovery and wellbeing.

The meaningful involvement of people with lived experience of trauma is an essential part of this development and their contribution will be critical to its success. They will work in partnership with our new Trauma Implementation Co-ordinator to raise awareness of the strategy across East Renfrewshire and help us to identify specific services and environments where need for change is greatest. This will help target our efforts to ensure the greatest effect on the systems, cultures and organisations for those who use our services. We will aim to measure the impact of our work against the new national Quality Improvement Framework.

East Renfrewshire's Children's Population at a Glance 2021-22/2022-23



Children's Services Plan – Priorities, Contributions, and Measures

Priority 1: We will help families and carers give their children the best start in life in a nurturing, safe and stable home environment

Our contribution to making this happen:

1. Holistic whole family support will be available across the area to families needing to access it.
2. The national Getting it right for every child programme refresh will be rolled out across the local children's services partnership
3. The Universal Health Visiting Pathway now implemented will be evaluated and impact on families analysed

How we will measure our progress:

- Parents/carers accessing holistic family support indicate improvement in wellbeing (increase)
- % of 0-2 year olds registered with a dentist (increase)
- % of children reaching all of the expected developmental milestones by 27-30 month child health review (increase)
- Children reach developmental milestones start P1 (increase)
- Percentage of primary 1 children at risk of overweight and obesity (decrease)

Priority 2: We will protect our most vulnerable children, young people and families

Our contribution to making this happen:

1. The Signs of Safety approach to keeping children safe will be rolled out across the local children's services partnership
2. Local partners will collaborate with young people to design and deliver diversionary programmes and opportunities that promote inclusion, responsibility, and improve wellbeing.

3. Housing and accommodation support services for young people will be evaluated in partnership with young people using a co-production approach to redesign and commissioning
4. Recovery and mental health services for 16-26 year olds will be evaluated to determine options for the best model of delivery for this age group in transition to adulthood
5. Prepare for the passing of the Children's Care and Justice (Scotland) Bill and new statutory duties that local authorities will be required to adhere to.

How we will measure our progress:

- Diversionary activity reduces risk and promotes inclusion
- % of young carers reporting satisfaction with support services
- Number of unallocated children with 2 or more IRD's in the last 2 years

Priority 3: We will ensure children and young people with complex needs are supported to overcome barriers to inclusion at home, school, and communities

Our contribution to making this happen:

1. Develop opportunities for children and young people with additional support needs to be included in a wide range of community activities and experiences including mainstream and inclusive provision
2. Improve access to inclusive opportunities information to ensure children and their families are aware of what services, programs, and activities are available to them locally
3. Arrangements for young people with complex needs to achieve and sustain a positive transition into young adulthood will be strengthened to ensure the experience is improved and the outcome in line with young people and families expectations
4. Support the local implementation of the NHSGGC Specialist Children's Services Neurodevelopmental Service Specification

How we will measure our progress:

- Parent satisfaction level on supports for children with complex additional support needs

- All young people in transition will have a plan in place by age 14 years

Priority 4: We will deliver on our Corporate Parenting responsibilities to our looked after and care experienced children and young people by fully implementing The Promise

Our contribution to making this happen:

1. Create settled, secure, nurturing and permanent places to live within a family setting for all care experienced children and young people in line with expectations from The Promise Good Childhood
2. Corporate Parents will provide welcoming, inclusive, supportive opportunities for children and young people and encourage them to express their views
3. Support young people to remain in a positive care placement until they are ready to move on and/or good quality accommodation with options to support their needs
4. Care experienced children and young people living outwith the local authority area will be supported with improving their learning experiences and accessing community opportunities
5. Unaccompanied asylum seeking children and young people will be supported by all Corporate Parents to integrate into local communities and access the care and support they need
6. In partnership with children, young people and families develop a Promise Board to promote participation and decision making with service users
7. Track the achievement and attainment of care experienced children and young people to ensure they are making the appropriate progress with their learning and school experience and taking up wider opportunities available to them

How we will measure our progress:

- Percentage of Looked After Children with more than one placement within the last year (decrease)
- Attendance rate for Looked After Pupils (Primary & Secondary) (increase)
- Number of Looked After Young People gaining achievement awards (increase)
- Average number of insight tariff points for care experienced school leavers

Priority 5: We will respond to the mental and emotional wellbeing, and physical health needs of children and young people

Our contribution to making this happen:

1. Improve access to and awareness of the range of mental health supports available in school and the community, to increase uptake and improve wellbeing
2. Promote the Healthier Minds Resource website for children, families and partner agencies to increase knowledge and skills, and enhance support strategies
3. Create learning opportunities and activities that provide accurate information to support young people to make safer and informed lifestyle choices
4. Respond to the needs of pupils with very low school attendance by creating the new Learn Well nurturing learning resource that will cater for their emotional wellbeing needs and ensure education experience is maintained
5. Nurture the interest and talents of children and young people in sports, arts, and leisure to assist improve emotional wellbeing

How we will measure our progress:

- Percentage reduction in the number of repeat presentations to GPs for young people referred to the Family Wellbeing Service 6 months post closure (in relation to emotional wellbeing) (decrease)
- Children accessing Healthier Minds Service report improvements in their mental wellbeing
- Percentage of children and young people (P5-S6) who agree or strongly agree that their school offers them the opportunity to take part in activities in school beyond the classroom and timetabled day (increase)
- Percentage of children and young people (P5-S6) who answer that their (physical) health is good or excellent (increase)
- Learn Well measure TO BE AGREED
- Proportion of pupils entering positive destinations (increase)

Priority 6: We will upskill our children's workforce

Our contribution to making this happen:

1. Roll out the National and Local Trauma Training Programme
2. Develop a skilled workforce who promote mental wellbeing, support healthy relationships, tolerance, equity and inclusion
3. Create new multi-agency workforce training on supporting children and young people with communication and learning difficulties.
4. Enable the workforce to undertake equality impact assessment activity to ensure services are designed and delivered to promote equality and enhance rights in line with legislation and local and national policies

How we will measure our progress:

- Workforce learning and development opportunities increase knowledge, skills and confidence

Priority 7: We will reduce the impact of poverty on children and families

Our contribution to making this happen

1. Children's planning partnership will contribute towards the implementation and delivery of the Fairer ER and Child Poverty Report

What we spend on children and families services in East Renfrewshire

A breakdown of expenditure in relation to children and young people's services is below. It should be noted that whilst Education, HSCP, and SDS, can better demonstrate how much they spend, other services are less able to provide this information comprehensively as their core business is not exclusively targeted children and young people. In view of this they proportioned their budgets in an attempt to illustrate how much of their overall budget is dedicated to services for children and young people.

Expenditure on Children's Services 2023/2024	
East Renfrewshire Council	£s
Education (Core – Recurring)	172,404,000
Education - Covid funding (from reserves – non recurring)	544,200
Community Learning and Development	624,800
Housing	700,000
Environment - Family Firm/Youth Employability Programme/ Parental Employment Support	769,000
East Renfrewshire HSCP	£s
Children and Families (Core – Recurring)	10,459,600
Children and Families – COVID funding (from reserves –non recurring)	311,700
Health Visiting and School Nursing	2,155,700
NHSGGC	£s
Specialist Children's Services	990,100
Speech and Language Services	261,000
Community Planning Partners and Partner Agencies	£s
Culture and Leisure Trust	3,362,100
Skills Development Scotland	1,704,000
Total	£194,286,200

Note: All budgets can change throughout the year as additional funding is confirmed. Also COVID related funding from reserves is unlikely to continue after the 2023-24 financial year.

Evaluating Impact – How we measure and report on success

Evaluating the impact of the plan is a key responsibility of all children's planning partners. To support this task each year through the work of the Improving Outcomes for Children and Young People Partnership (IOCYPP) we will in line with our statutory duty publish an annual performance report to demonstrate progress towards us achieving the actions, outcomes, and targets set out on our plan on a page at page 7. All four of the children's planning groups will work to a delivery plan with clear actions and the co chairs of each group will report to the Improving Outcomes for Children and Young People Partnership on what is being achieved and also any challenges that are being experienced. The latter will scrutinise performance reports and provide support to the children's planning groups to find solutions to any challenges they encounter.

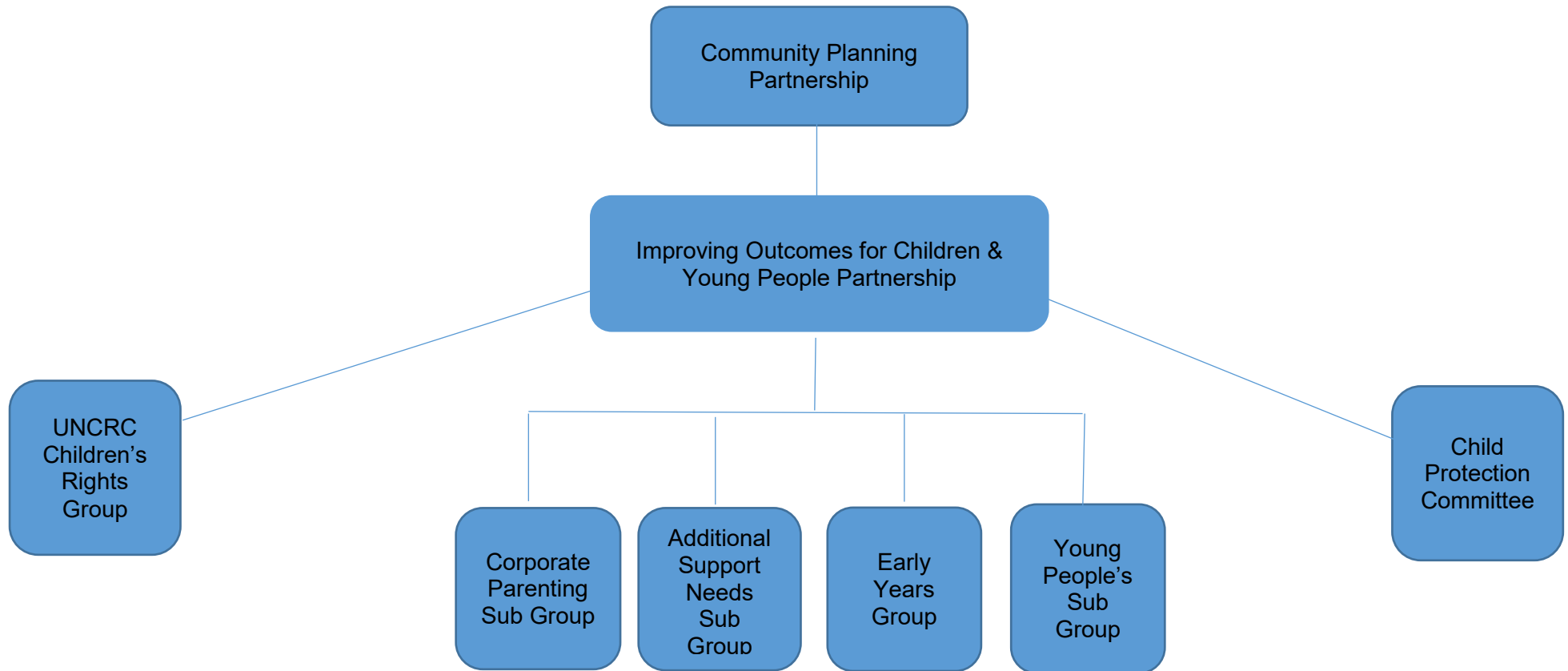
Furthermore a suite of critical indicators has been agreed by the partnership to help us report on how well we are achieving our aims. These indicators reflect local priorities as well as those from the Scottish Government's National Performance Framework. Although we are confident this set of measures will allow us to determine improvement and identify areas of strength we will regularly be engaging with children, families and communities to hear what they think about our progress as ultimately they are the most important source of information on how well we are doing to deliver on the vision they set for us; their experiences and views will be the final arbiter of whether we have got it right or not. Going forward we will be working even harder to ensure our services operate in a way that openly invites feedback and co design, and encourages frequent communication and dialogue with those who are using our services. This is especially important for children and families who are disadvantaged, or experiencing a range of more complex difficulties.

Appendix 1 – Profile of Children and Young People’s Needs in East Renfrewshire (separate document)

Appendix 2 - What children, young people and families have told us (separate document)

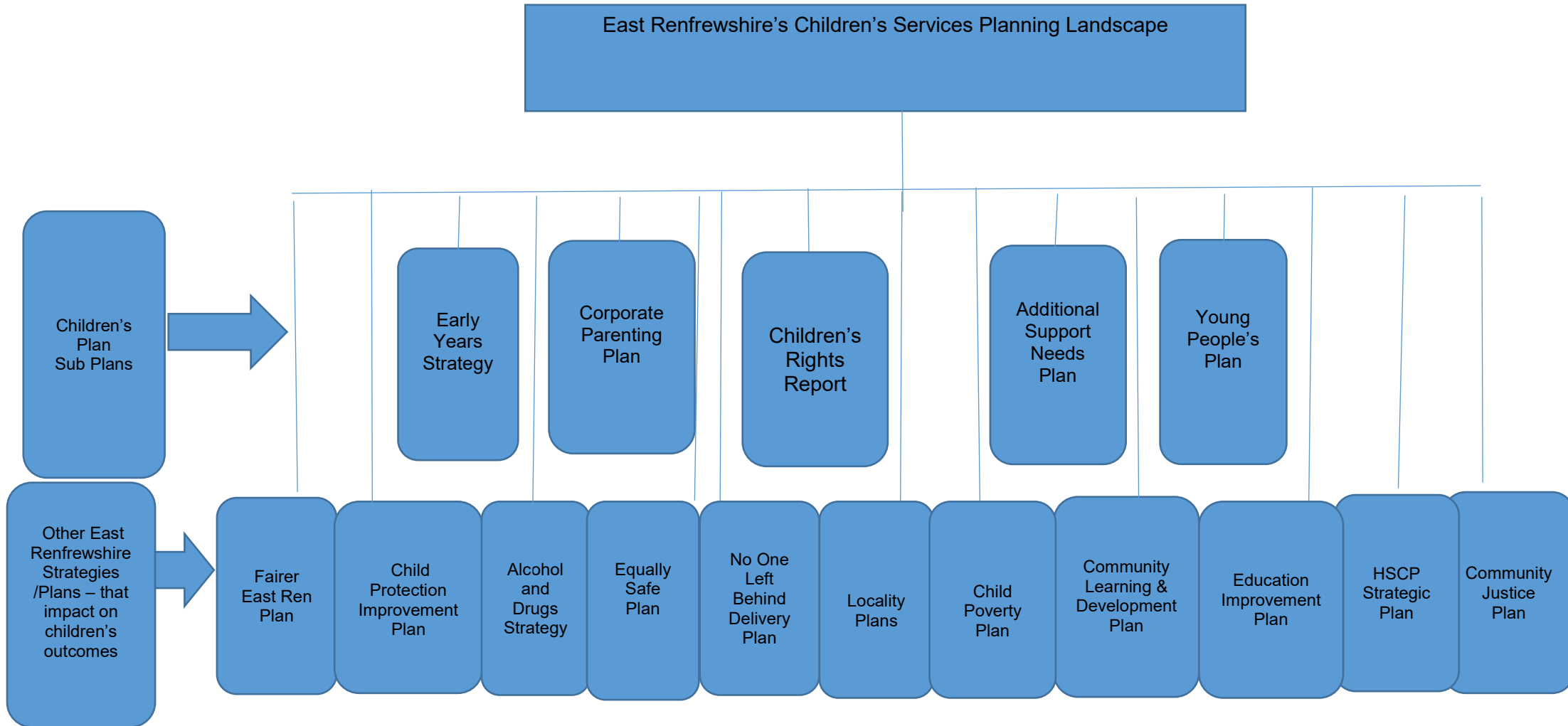
Appendix 3

Working in Partnership – East Renfrewshire’s Improving Outcomes for Children and Young People Partnership



Appendix 4

East Renfrewshire's Children's Services Planning Landscape



Membership of the Improving Outcomes for Children and Young People Partnership

<u>Name</u>	<u>Job Title</u>	<u>Organisation</u>	<u>Email Address</u>
Raymond Prior	Head of Children's Services and Justice, Chief Social Work Officer (Co Chair)	ER HSCP	Raymond.prior@eastrenfrewshire.gov.uk
Siobhan McColgan	Head of Education Services (Equality and Equity) (Co Chair)	ER Education	Siobhan.mccolgan@eastrenfrewshire.gov.uk
Rosamund Rodriguez	Quality Improvement Officer	ERC Education	Rosamund.rodriquez@eastrenfrewshire.gov.uk
Jen McKean	Senior Manager Operations and Community Children's Service	ER HSCP	Jennifer.mckean@eastrenfrewshire.gov.uk
Ruth Gallagher / Alan Campbell	Chief Officer	Voluntary Action East Renfrewshire SCIO	ruth.gallagher@va-er.org.uk
Brian Dunigan	Money Advice & Rights Team Manager	ERC Business Operations and Partnerships	Brian.Dunigan@eastrenfrewshire.gov.uk
Julie Paterson	Locality Reporter Manager North Strathclyde Locality	SCRA	Julie.Paterson@scra.gsi.gov.uk
Nick Smiley	Principal Educational Psychologist	ERC Education	Nick.Smiley@eastrenfrewshire.gov.uk
Julie Breslin	Strategy & Partnership Manager Business Operations and Partnerships	ERC Business Operations and Partnerships	Julie.breslin@eastrenfrewshire.gov.uk
Graeme Gallie	Area Commander	Police Scotland	Graeme.Gallie@scotland.police.uk

Kirsty Gilbert	Service Manager	ER HSCP	Kirsty.Gilbert@eastrenfrewshire.gov.uk
Clare Creighton	Quality Improvement Manager	ERC Education	Clare.creighton@eastrenfrewshire.gov.uk
Julie Fitzpatrick	Chief Nurse	ER HSCP	julie.fitzpatrick@ggc.scot.nhs.uk
Claire Coburn	Strategic Services Senior Lead	ERC Business Operations and Partnerships	Claire.Coburn@eastrenfrewshire.gov.uk
Susan Craynor	CLD Manager, Community Learning and Development	ERC Business Operations and Partnerships	Susan.Craynor@eastrenfrewshire.gov.uk
Suzanne Conlin/Bex Astin	Senior Housing Manager	ERC Environment	Suzanne.conlin@eastrenfrewshire.gov.uk
Michael McKernan	Economic Development Manager	ERC Employability	
Dougie Fraser	CAMHS	ER HSCP	Dougie.Fraser@ggc.scot.nhs.uk
Elaine Byrne	Senior Nurse	ER HSCP	elaine.byrne2@ggc.scot.nhs.uk
Fiona McBride	Assistant Director	Children 1 st	Fiona.McBride@children1st.org.uk
Arlene Cassidy	Children's Services Strategy Manager	ER HSCP	Arlene.Cassidy@eastrenfrewshire.gov.uk
Debbie Lucas	Child Protection Lead Officer	ER HSCP	Debbie.Lucas@eastrenfrewshire.gov.uk
Karyn Shields	Service Manager Intensive Services	ER HSCP	Karyn.Shields@eastrenfrewshire.gov.uk
Suzie Scott	Service Manager	Skills Development Scotland	Suzie.scott@sds.co.uk
Mary Curran	Library Development Officer (Children's Services)	ER Culture and Leisure	Mary.curran@ercultureandleisure.org

Kirstie Rees	Depute Principal Educational Psychologist	ERC Education	Kirstie.Rees@eastrenfrewshire.gov.uk
Ally Robb	Senior Manager Intensive Services & Justice	ER HSCP	Ally.Robb@eastrenfrewshire.gov.uk
Grace Thomson	Service Manager – Children Services	ER HSCP	Grace.thomson@eastrenfrewshire.gov.uk
Tracy Butler	Lead Planner (Recovery Services)	ER HSCP	Tracy.butler@eastrenfrewshire.gov.uk
Gillian Phillips	Health Improvement Lead	ER HSCP	Gillian.phillips@eastrenfrewshire.gov.uk



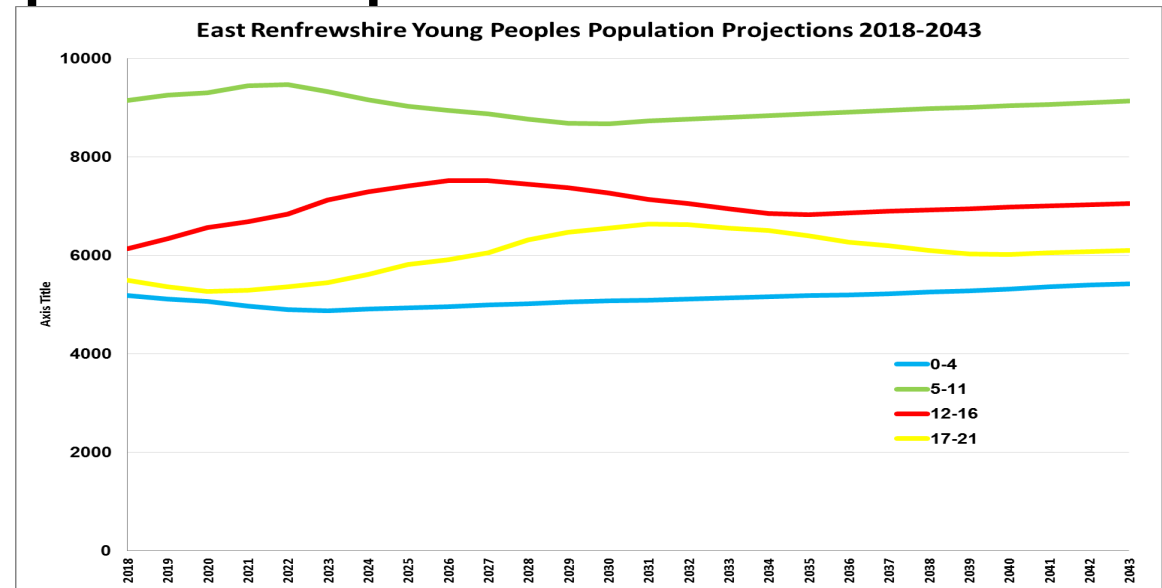
Appendix 1
Profile of Children and Young People's
Needs in East Renfrewshire

BLANK PAGE

Children and Young People's Population

East Renfrewshire has a population of approximately 96,500 people that is projected to grow to 108,000 by 2043 (2018 based). Some 22% of the population are aged 16 years or under. The total children and young person's population (0-21 years) is currently around 26,000 with live births per year numbering around 800. This equates to a fertility rate of 51 live births per 1,000 women (aged 15-44) and compares favourably with the Scotland rate of 48.4 live births per 1,000 women. There are 19,701 individuals aged between 0 and 15, this is the highest proportion of children in any local authority in Scotland. One in every five people living in East Renfrewshire is a child.

The number of children and young people aged 0-15 has consistently increased over the last 10 years and has increased by nearly 2% since 2018. The picture across East Renfrewshire differs with the communities of Giffnock (-0.9%), Eaglesham (-0.5%), Netherlee and Stamperland (-0.7%) and Clarkston and Williamwood (-1.9%) experiencing a reduction in the number of children and young people. However, all other areas increased the number of children and young people living within them. Projections also show the children and young people cohort continuing to grow over the next 5 years.



Source: National Records of Scotland

From the graph above we can see that approximately 5,000 children are currently under 5 years, 8,600 are between five and eleven, and just over 6,000 fall within the twelve to sixteen age group.

There is an increasing pattern of more people entering East Renfrewshire than leaving. In 2020/21 nearly 600 more children (0-14) migrated into the area than left, further adding to the number of children in the population. These levels of migration were among the highest levels of any local authority. In comparison between 2019 and 2021, East Renfrewshire experienced a 2.2% decrease in the number of births, dropping from 808 in 2019 to 790 in 2021. The number of births in Scotland declined by 4.2% between 2019 and 2021.

Household Composition

East Renfrewshire has a higher than the Scottish average percentage of households with married/civil partners and dependent children (21.1%). Married or same-sex couple families (either with or without children) are the most common household type (34%). Lone parent families account for 11% of all households.

Ethnicity

Most people in East Renfrewshire (94%) report their ethnicity as 'White'. The majority of these people belonged to the 'White: Scottish' category (87%). The 'White: other British' was the second largest category at 4.1%. Of the 'White' ethnic group, 2.9% identified as 'non-British White' including 1.5% 'White: Irish', 1.2% 'Other: White' and 0.2% 'White: Polish'.

Minority ethnic groups in East Renfrewshire have grown in size between 2001 and 2011, and generally, lived in more mixed areas in 2011, compared to 2001. The 'Asian' population showed the largest increase and now represents 5% of the total East Renfrewshire population. 'Mixed or multiple' ethnic groups represented 0.4% and 'Other Ethnic' groups 0.3% of the population. The 'African, Caribbean or Black' groups made up 0.1% of the population.

Religion

East Renfrewshire is one of the most ethnically and culturally diverse areas in Scotland, with significant Jewish and Muslim communities.

In the Census of 2011, there was a much higher percentage of people in East Renfrewshire who stated they have a religion (73%) when compared with Scotland as a whole (63%). Six out of ten people said that their religion was 'Christian' (60%). After Christianity, the next largest reported religion is 'Muslim' which represents 3.3% with an increase of 1.2% from 2001. This is followed by 'Jewish' at 2.6% which represents 41% of the 'Jewish' population in Scotland. The other religions combined (including 'Hindu', 'Buddhist', 'Sikh' and 'Other religion') represented a further 1.4%.

Socio-Economic Factors

There are around 3,288 children (14.4%) living in relative poverty, after housing costs, in East Renfrewshire. This is among the lowest in Scotland. However, there is disparity in levels of poverty across the authority; varying from an estimated 5% in Clarkston, Netherlee and Williamwood to 21% in Barrhead, Liboside and Uplawmoor. 11% of households are lone parents, a group at greater risk of poverty. This number is predicted to increase in coming years.

Out-of-Work Households

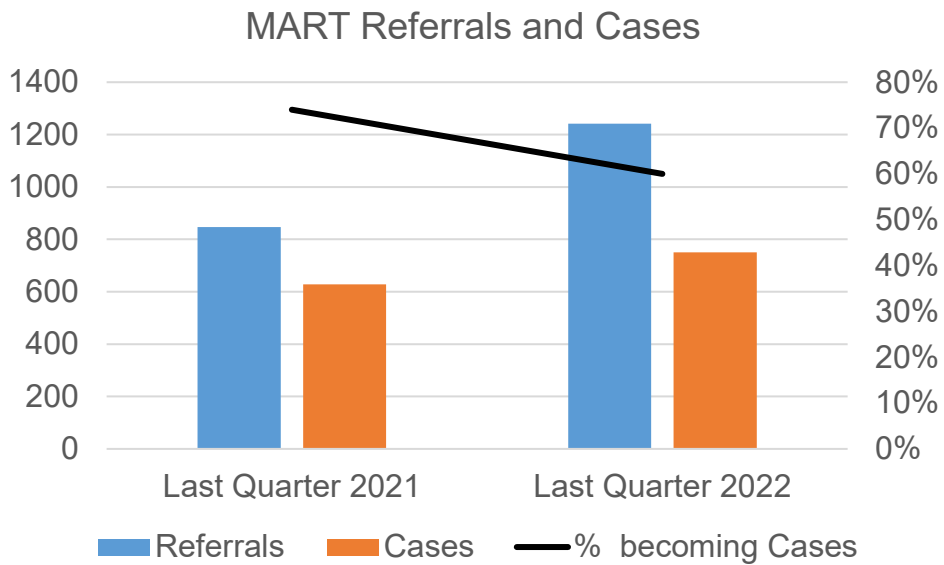
Around 2,070 individuals are claiming out-of-work benefits. This is approximately 4%, which is lower than the Scottish average of 6%.

Free School Meals Entitlements

Another useful indicator of levels of deprivation among families is free school meals entitlement rates. 8% of secondary pupils are registered for Free School Meals, which is lower than the Scottish average of 17%.

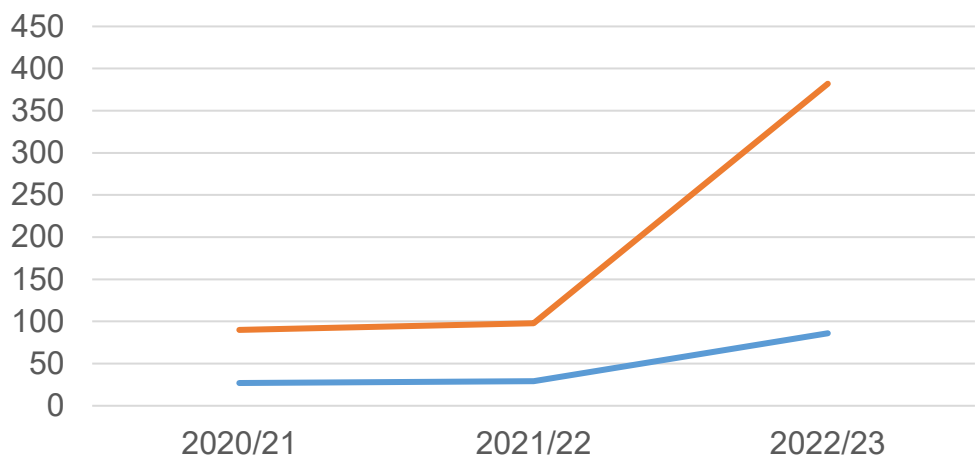
Level of demand for money and benefit advice

Money Advice and Rights Team (MART) receive enquires that are answered via a duty system. People then requiring an intensive service become cases. Enquiries can drop off for a variety of reasons, self-serve, awaiting further information, etc. It is increasingly common that following the initial interview the client cannot be assisted by MART and general advice only is issued. In 2022 this was evident from the number of people contacting in relation to the cost of living crisis who were above the threshold for state assistance. Both MART and Citizens Advice Bureau are seeing an emerging group of clients who are in work, and would have previously been getting by. The amount of people unable to meet essentials is widening and encompassing a new demographic. The number of MART clients in East Renfrewshire's most affluent areas have notably increased in the last year.



Source: East Renfrewshire Money Advice and Rights Team

Referrals directly related to children



Source: East Renfrewshire Money Advice and Rights Team

As at September 2022 there are 1,840 live payments of Scottish Child Payment in East Renfrewshire. This represents a **93%** rise since 2021 and demonstrates an increase of child poverty, as well as greater awareness of support available, and a national change in eligibility criteria.

There has been a huge upturn in referrals to MART directly related to children in 2022/23. Our Health Visiting Team undertook a test of change to increase referrals to MART from our most vulnerable families. MART are currently operating a pilot in 3 Primary Schools (Thornliebank, Cross Arthurlie and Mearns). So far 271 families have been seen and achieved £21,154.56 financial gains. There has been an uptake of 288 National Entitlement Cards since October 2022.

Housing and Accommodation

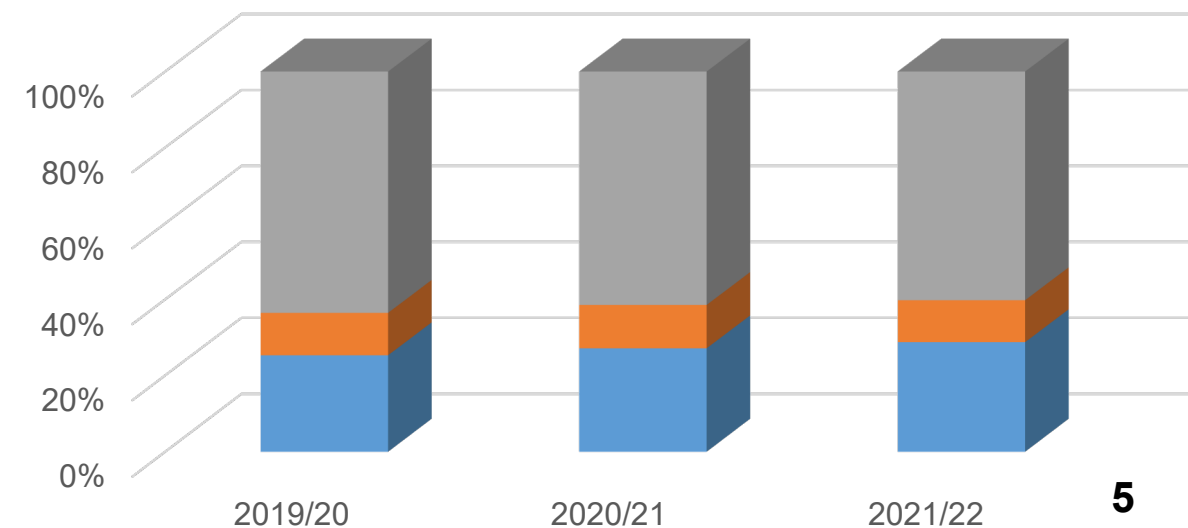
Over the last three years the number of households applying for council housing in East Renfrewshire has increased significantly, including applications from households with children.

	2019/20	2020/21	2021/22
Total Housing Application	4046	4827	4785
Single Parent Applications	1023	1309	1375
Other Households with Children Applications	452	551	529
Other Households	2571	2967	2881

Number of households on ERC housing waiting list by year and type

At the end of 2021/22 households with children made up 40% of all households on East Renfrewshire Council waiting lists. There were 30 young people aged 16 to 17 on the waiting list and a further 200 18-21 year olds, 24 of these with children.

Housing Applications by Household Type

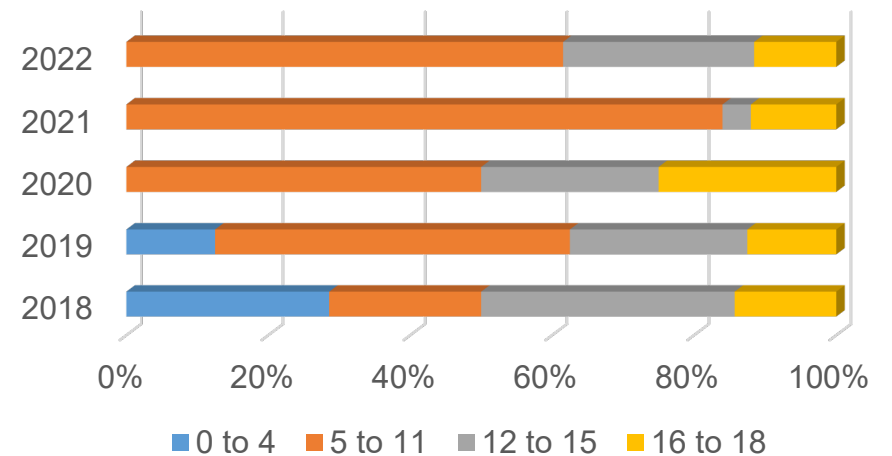


■ Single Parent Households ■ Other Households with Children ■ Other Households
 Source: East Renfrewshire Housing Department

The number of children being assessed as requiring an adaptation to their home to make it suitable for them is increasing year-on-year, from 14 in 2018 to 26 in 2022. Typical housing adaptations include wet floor showers, ramped access or closomats.

The majority of these referrals are for children aged 5 to 11 (almost 60%).

Houses Adapted for Children



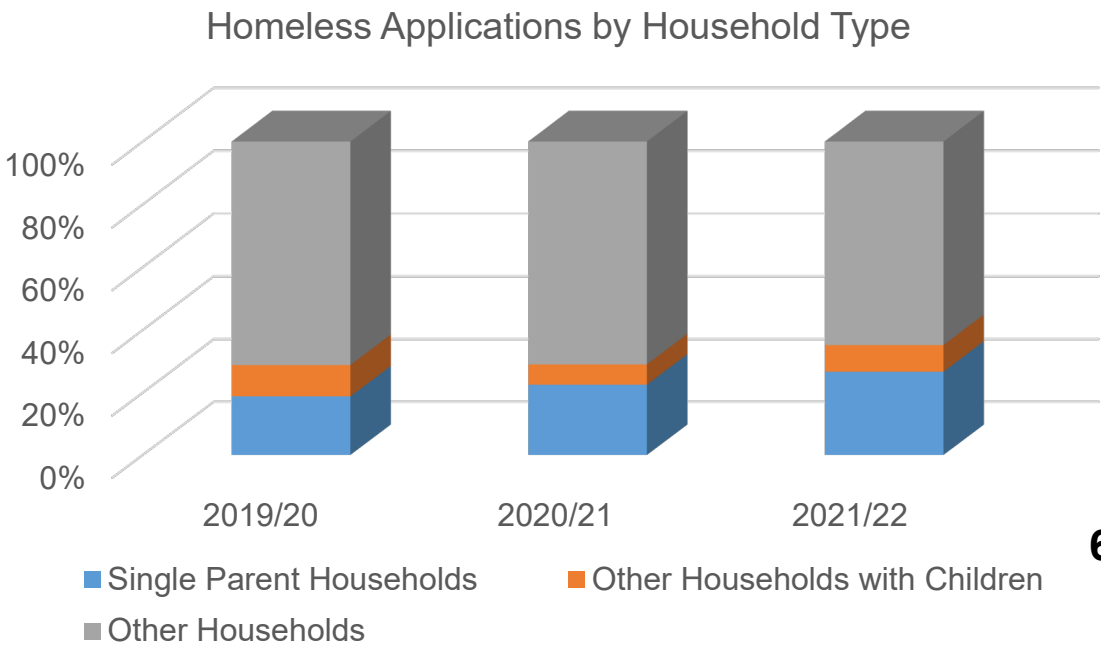
Source: East Renfrewshire Housing Department

Supporting residents who are homeless, or at risk of losing their home, is a key priority for East Renfrewshire Council's Housing Services. In the current tough economic climate, significant numbers of local people are finding it difficult to sustain their home and are approaching Housing Services for support and assistance.

	2019/20	2020/21	2021/22
Total Homeless Applications	340	372	378
Single Parent Applications	64	84	101
Other Households with Children Applications	34	24	32
Other Households	242	264	245

Number of households presenting as homeless by year and type

In the last 3 years, the number of families with children who have applied to the Council as homeless has increased by 39%.



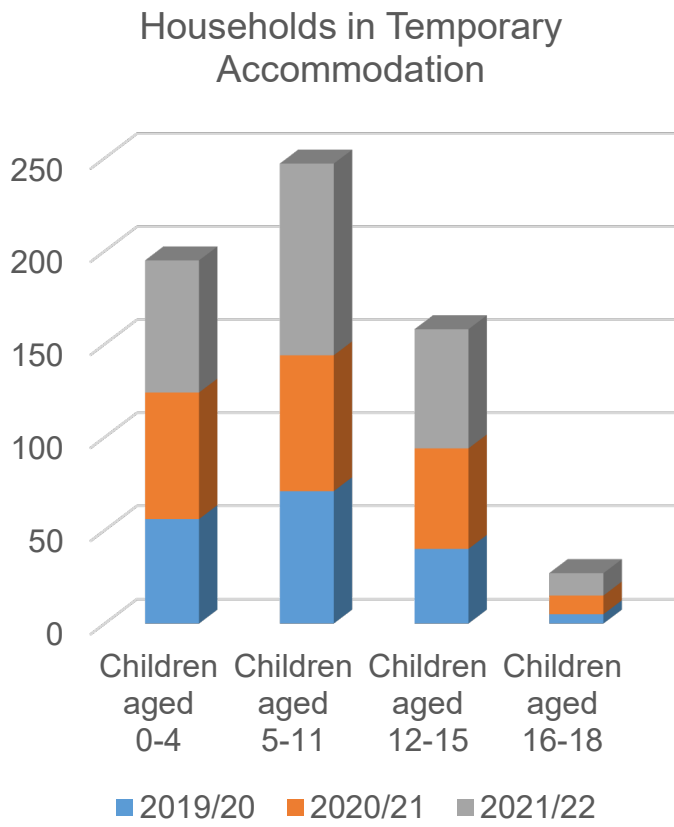
Source: East Renfrewshire Housing Department

A priority for East Renfrewshire Council is to reduce the length of time households stay in temporary accommodation before moving on to more permanent accommodation. The average length of time households with children have stayed in temporary accommodation has recovered from the increased usage during the COVID-19 pandemic and decreased further.

2019/20	2020/21	2021/22
196 days	227 days	183 days

Average time in temporary accommodation for household with children by year

The overall number of households requiring temporary accommodation has increased over the last 3 years, reflecting the difficulties local residents are facing coming out of the COVID-19 pandemic and through the cost-of-living crisis, as well as the high pressure there is on affordable housing locally.



Source: East Renfrewshire Housing Department

Education and Learning 105

Attainment in the Broad General Education

East Renfrewshire Council's Education Department has a strong reputation and record of high levels of attainment and sector leading evaluations of pupil experiences from HMIE evaluations. The department is fully committed to securing positive outcomes for all children and young people, in line with our vision statement – '*Everyone Attaining, Everyone Achieving through Excellent Experiences*'. There is a consistent focus on excellence and equity and all educational establishments ensure that efforts and resources are targeted towards those who need support most.

Pupil progress in reading, writing, talking and listening and numeracy through the Broad General Education (P1 to S3) is measured by teacher professional judgement. Evaluations are based on a wide range of evidence which takes account of breadth, challenge and application of learning, using a range of assessments including standardised assessments and on-going observation of learner progress. Teacher professional judgements at the P1, P4, P7 and S3 year stages are gathered each year by the Education Department and are submitted to the Scottish Government. Regrettably, as a consequence of the Covid-19 pandemic, teacher judgements were not collected for the academic year 2019-20.

The tables below provides a summary of the percentage of primary and secondary pupils achieving the expected CfE levels across the four curricular areas. In 2021-22 almost all pupils in P1, P4 and P7 combined, achieved the appropriate Curriculum for Excellence level of attainment in the Broad General Education as measured by teacher professional judgement of progress in reading and talking and listening, with most pupils attaining the expected level in numeracy and writing. The proportions of East Renfrewshire pupils in P1, P4 and P7 combined achieving the expected level in these curricular areas, are significantly higher than the latest published national proportions (2020-21).

Primary Attainment (P1, P4 and P7 Combined)

% Attaining or Exceeding Expected Levels	2017-18	2018-19	2020-21	2021-22
Reading	91.2%	90.7%	90.3%	89.2%
Writing	89.4%	88.4%	87.4%	87.4%
Listening & Talking	94%	94.5%	94.1%	93.2%
Numeracy	90.8%	90.7%	89.9%	89.6%

Secondary Attainment (S3)

% Attaining or Exceeding Expected Levels	2016-17	2017-18	2018-19	2021-22
Reading	77.1%	78.4%	80.9%	82.5%
Writing	71.8%	76.6%	79.7%	82.8%
Listening & Talking	76.9%	80.1%	81.5%	93%
Numeracy	76.2%	78.2%	81.5%	83.5%

*2019-20 data is universally unavailable and 2020-21 data is not available for secondary, due to covid

Source: East Renfrewshire Education Department

The levels of attainment of East Renfrewshire pupils in the Broad General Education has remained consistently high, however as a consequence of the Covid-19 global pandemic primary attainment in reading, writing, talking and listening and numeracy has decreased slightly over the last three years.

The Scottish Index of Multiple Deprivation (SIMD) can be used to identify children and young people who live in the most deprived areas in Scotland. Nationally, we compare the performance of key equity groups against overall performance to measure and monitor the poverty related attainment gap.

The tables to the right provide a summary of the percentage of primary and secondary pupils in equity groups.

In primary schools for children residing in deciles 1 & 2, from 2018-19 to 2021-22, overall attainment across the four curricular areas has decreased for all pupils, those entitled to a free school meal and those who reside in decile 1 & 2 areas. However the decrease for those entitled to a free school meal or residing in decile 1 and 2 areas is greater than for all pupils, indicating that the poverty related attainment gap has grown for our most disadvantaged primary aged pupils in P1, P4 and P7 over the last three years. It should be noted that the numbers of those children registered for Free School Meals and/or living in SIMD deciles 1 and 2 represent a small percentage statistically (approximately 6%) of this demographic in East Renfrewshire.

Primary	% Pupils Registered for Free School Meals (FME)			% Pupils living in SIMD deciles 1 and 2 (Q1)		
	2018-19	2020-21	2021-22	2018-19	2020-21	2021-22
Reading	71	74	68	77.8	73	69.5
Writing	64	67	64	72.8	69	64.2
L&T	85	84	64	90.7	83	78.2
Numeracy	74	71	70	80.3	75	68.7
Secondary (S3)	% Pupils Registered for Free School Meals (FME)			% Pupils living in SIMD deciles 1 and 2 (Q1)		
	2017-18	2018-19	2021-22	2017-18	2018-19	2021-22
Reading	63	65	64	62	66.4	66.7
Writing	61	60	63	62	66.4	69.3
L&T	61	64	66	65	73.3	73.3
Numeracy	48	53	51	59	57.8	56

Source: East Renfrewshire Education Department

Secondary attainment (S3) at third and fourth levels in reading, writing, talking and listening has increased over the last three years. However, at third level, from 2018-19 to 2021-22 with the exception of numeracy for pupils living in SIMD 1 and 2, the attainment of disadvantaged secondary pupils increased at a lower rate than the overall cohort. This demonstrates an increase in the poverty related attainment gap for pupils at this level.

Performance in SQA examinations

East Renfrewshire continues to outperform similar authorities and performance is well above the national average.

107

- 77% of S4 pupils attained 5 or more awards at National 5 or better, with an increase in the proportion of grade A awards at SQA National 5 in S4 from the last examination year in 2019; currently 56%. The presentation rate also increased for this measure compared to the last examination year in 2019.
- Increase in the proportion of learners achieving 8+ National 5 and National 5As in S4 when compared to the last examination year in 2019.
- 47% of S5 pupils attained 5 or more awards at Higher, with an increase in the proportion of grade A awards achieved in the last examination year in 2019 at Higher in S5.
- 69% of S5 pupils attained 3 or more awards at Higher.
- At Advanced Higher, 44% of S6 pupils achieved one or more awards (an increase of 4% since 2019); 22% of learners achieved at least one Advance Higher at grade A.
- Commendably, the proportion of presentations achieving A awards at Advanced Higher in S6 increased from 34% in 2019 to 47% in 2022.
- Comparison of the performance of learners living in SIMD Q1 (most deprived) with those living in SIMD Q5 (least deprived) shows that in 2022 the gap in achievement of:
 - 3 or more National 5 passes at grade C or better, increased by 12 percentage points compared with the last pre-pandemic year (2019). This compares with a national decrease in the gap at this level of 2 percentage points.
 - 3 or more passes at National 5 grade A, decreased by 2 percentage points from 2019. This compares with a national increase in the gap of 2 percentage points.
 - 3 or more passes at Higher Grade C or better decreased by 3 percentage points. This compares with a national increase in the gap of 2 percentage points.
- The gap between the attainment of the most and least deprived pupils has increased when comparing 2022 with the last pre-pandemic year (2019). In 2019 there was a gap of 26 percentage points between the proportion of most disadvantaged and least disadvantaged learners gaining 3 Higher Grade A passes at Higher; this rose to 33 points in 2022, representing an increase of 7 percentage points. Nationally the gap increased by 5 percentage points. Attainment of 3+ grade A passes remained lower for this group nationally at 25%, compared with 33% in ERC.

Attendance and Exclusions

In the primary sector, the attendance rate for 2021-22 was 93.9%. The attendance rate of learners recorded as being entitled to Free School Meals was 89.4%. The attendance rate of learners recorded as living in Quintile 1 (SIMD deciles 1&2) was 89.9%, with the gap in attendance of the most and least deprived groups recorded as 5.2%.

In the secondary sector, the attendance rate for 2021-22 was 91.4%. The attendance of learners recorded as being entitled to Free School Meals was 85.5%. The attendance of learners recorded as living in Quintile 1 (SIMD deciles 1&2) was 87.4%, with the gap in attendance of the most and least deprived groups recorded as 5.1%.

School exclusion rates remain very low within East Renfrewshire. In 2021-22 there were no exclusion incidents in the primary sector. Nationally, the rate of exclusions in the primary sector is 6.4 incidents per 1000 pupils.

There were 41 exclusion incidents in the secondary sector in 2021-22. Consequently the rate of exclusions in the secondary sector was 5.1 incidents per 1000 pupils. The East Renfrewshire authority rate is significantly lower than the national rate of exclusions in the secondary sector at 33 incidents per 1000 pupils.

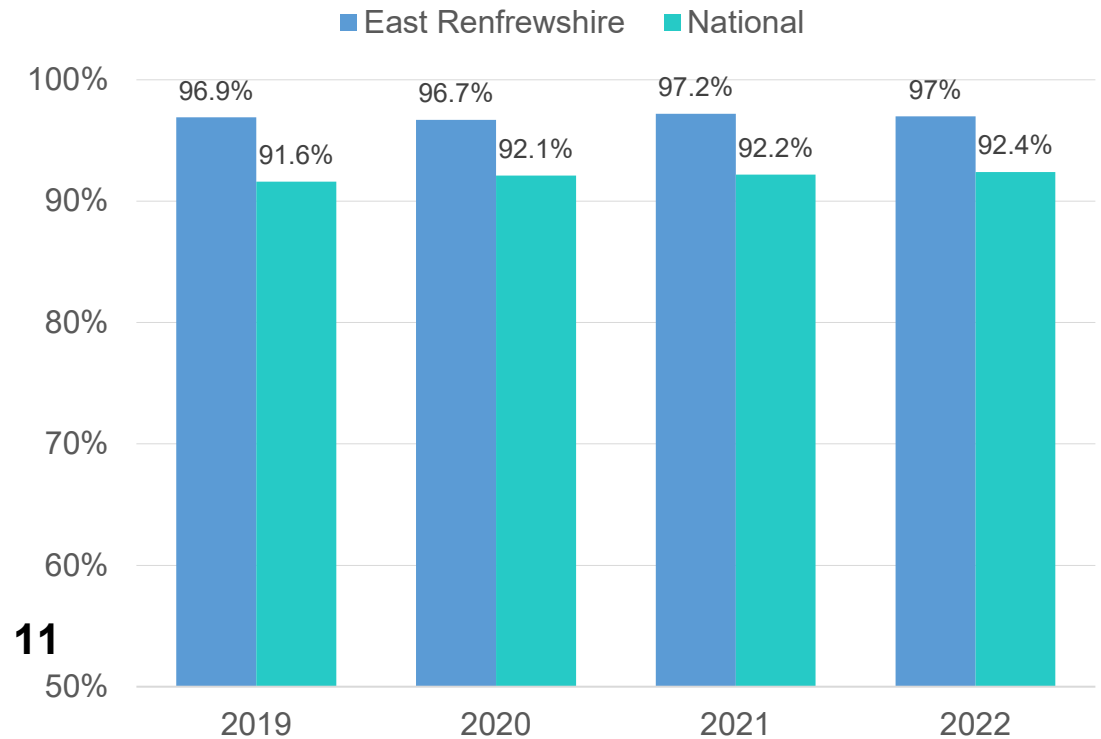
School Leaver Destinations

The Covid-19 pandemic previously impacted on the percentage of leavers in a positive destination (97.4% in 2020-21). In the follow-up survey in April 2022, 95.7% of the 2020-21 leavers were in a positive destination as compared to 93.2% nationally. Additionally, figures recently published show that 98.5% of 2021-22 leavers were in a positive destination as compared to 95.7% nationally. This represented the highest ever proportion of East Renfrewshire leavers moving into a positive destination.

Skills Development Scotland (SDS) and the Scottish Government worked together to develop a measure of participation which allows identification of the participation status of the wider 16-19 year old cohort. As agreed by Scottish Ministers, the Annual Participation Measure (APM) has been adopted in the Scottish Government's National Performance Framework as the measure of young people's participation. In 2022, 97% of ERC 16-19 year olds were participating, well above the national figure of 92.4% with East Renfrewshire having the highest proportion participating nationally.

Our partnership with SDS has ensured that our young people, staff and parents receive the most up to date, relevant labour-market information to support their learner pathways. Staff participated in professional learning to enhance their knowledge in relation to careers information and guidance. We develop and nurture relationships with employers to support learner experiences and broaden learner pathways. A priority of the DYW School Coordinators is to work with employers to allow our young people to demonstrate and apply these skills in different contexts. In 2021-22, there was a return to employer event activities with Employer Brunches for both young people in mainstream and an event for young people from our specialist provision.

Annual Participation Measure 2019-2022: East Renfrewshire



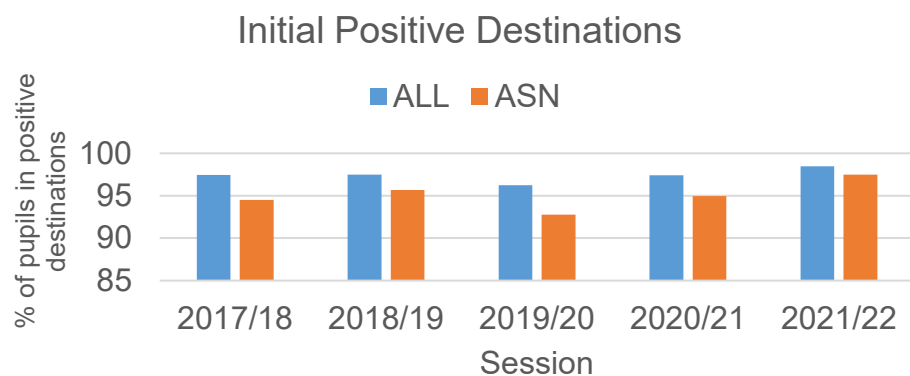
Additional Support for Learning Review

110

At the September 2022 census, 24% of children were recorded with an additional support need (ASN) in our schools and early learning centres (ELC). Right now, it's 5% in ELC, 21.1% in Primary, 28.8% in secondary and an East Renfrewshire Council total of 23.2%. There are a wide range of additional support needs including literacy difficulties/dyslexia, ASD/Social Communication Needs, Social, Emotional and Behavioural Needs and English as an Additional Language Social, Emotional and Behavioural needs is likely to include a large number of individuals whose primary need is in relation to mental and emotional wellbeing.

There has been a significant increase in children requiring input from the Sensory Support Service and new referrals for both Hearing Impairment (HI) and Visual Impairment (VI) are likely to follow this trend of increasing numbers. Currently there are 146 children and young people who are being supported for their HI with 71 receiving support for VI.

In the last 5 years, almost all S4 learners with ASN in East Renfrewshire have achieved SCQF Level 4 Literacy by the end of S4. S4 learners with ASN achieving SCQF Level 5 Literacy by the end of S4 has remained around 73% over the past five years; this has been significantly above the VC over the same period.

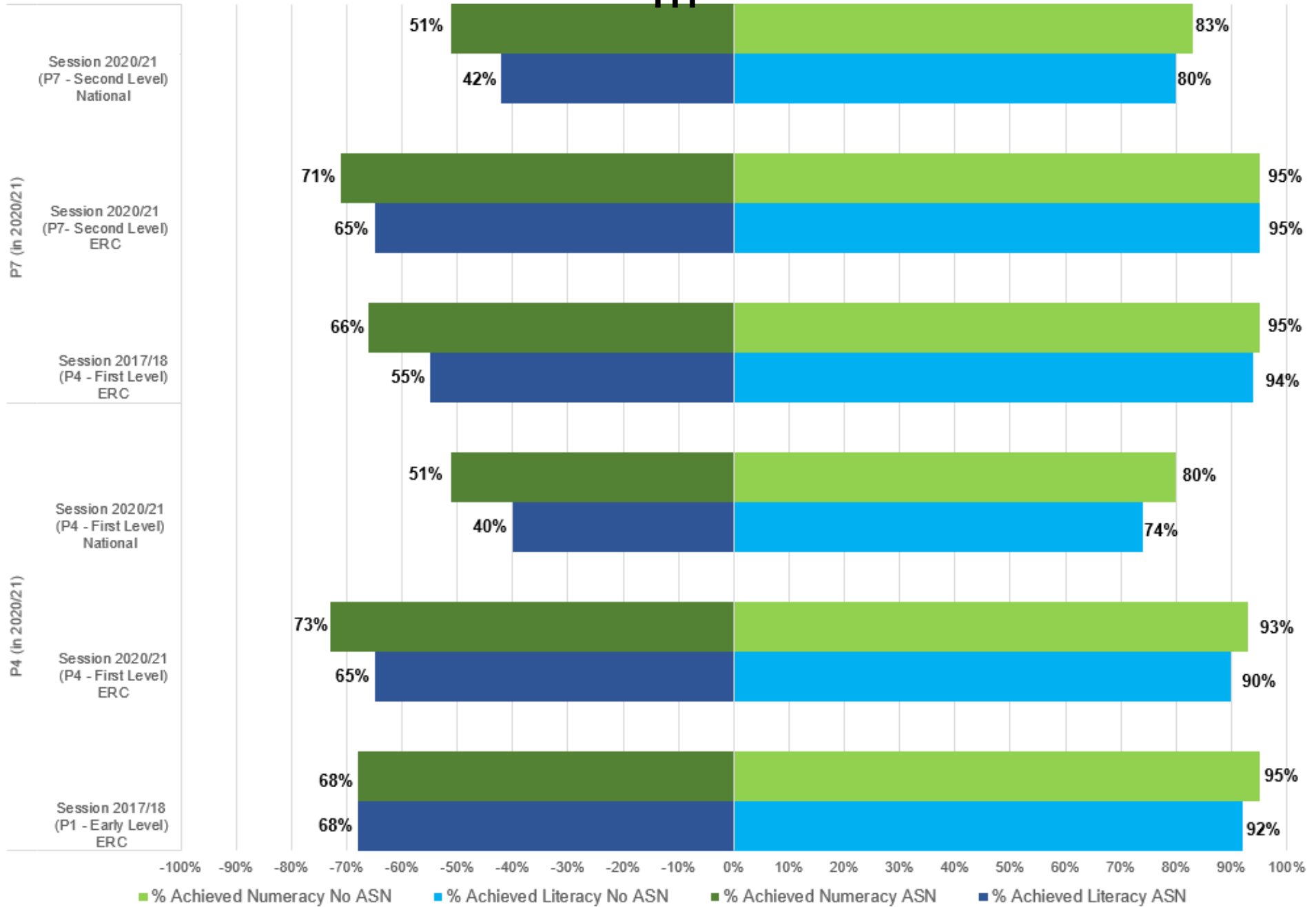


Source: East Renfrewshire Education Department

Almost all young people who are recorded as having an additional support need move on to a positive leaver destination. The majority of parents/carers report that there is a plan in place to support their child and of those who have a plan in place, almost all understand the plan and agree if it reflects their child's needs. Almost all agreed that their views and the views of children were taken into account when the plan was being created.

Achievement of Curriculum for Excellence Level, Additional Support Needs (ASN) Comparison - Achievement

111



Family First

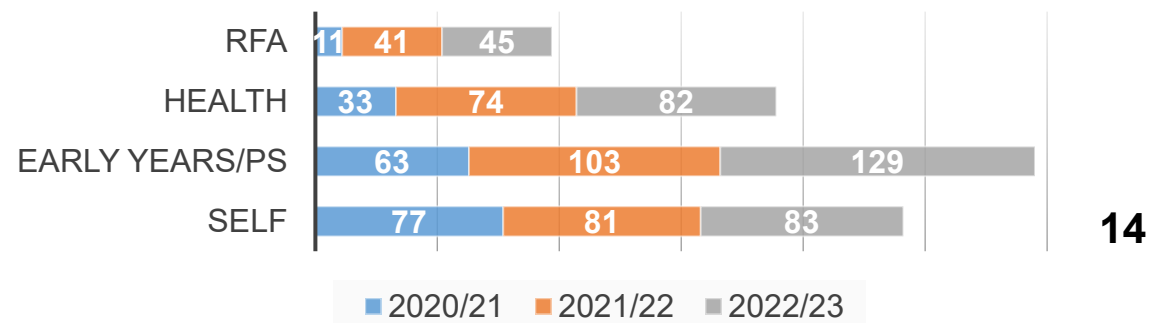
112

The number of notifications to Family First's early intervention practice continues to increase, year-on-year. Notably, in 2021/22 the number of notifications from Black and Minority Ethnic Populations doubled compared to 2020/21.

One of the main sources of notifications to Family First is from residents themselves. This demonstrates the community's increasing awareness of this early intervention team and the confidence in asking for direct help.

Family First have worked closely with the Request for Assistance (RFA) team to gain a greater understanding of the type of referrals made to RFA and identify opportunities for earlier intervention. This led the Family First Team to work in closer partnership with schools and early learning and childcare settings within Barrhead community to encourage more timely notifications. An example of this is involving Family First when attendance issues begin to rise rather than wait until it reaches crisis point. This increase in referrals to Family First direct from schools and ELC settings is illustrated in the graph below.

Main source of referrals

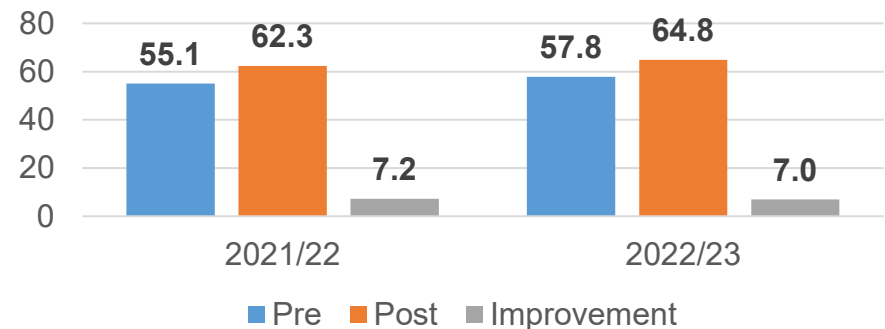


Source: East Renfrewshire Family First

Family Wellbeing Scale

The graph below shows the average pre- and post-support score and the average improvement made within the family unit. The average pre-support score in the graph doesn't fully demonstrate how these high pre scores are in reality, particularly within some of our more vulnerable customers. This is due to the team now using the scale across the wider population. The main impact of change after Family First intervention is verified in key themes within the scale are: a more hopeful attitude to life, a stronger sense of belonging and feel closer to their partner/family.

Family Wellbeing Scale Average Scores

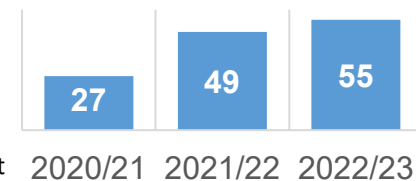


Source: East Renfrewshire Family First

Increase in Demand for ASN Sleep Assessment

The noted increase in demand has predominantly come from parents/carers of children with additional support needs. 30% have of those who engaged with sleep support have received a sleep assessment which is more intense intervention for at least a 3 month period.

Demand for Sleep Support



Source: East Renfrewshire Family First

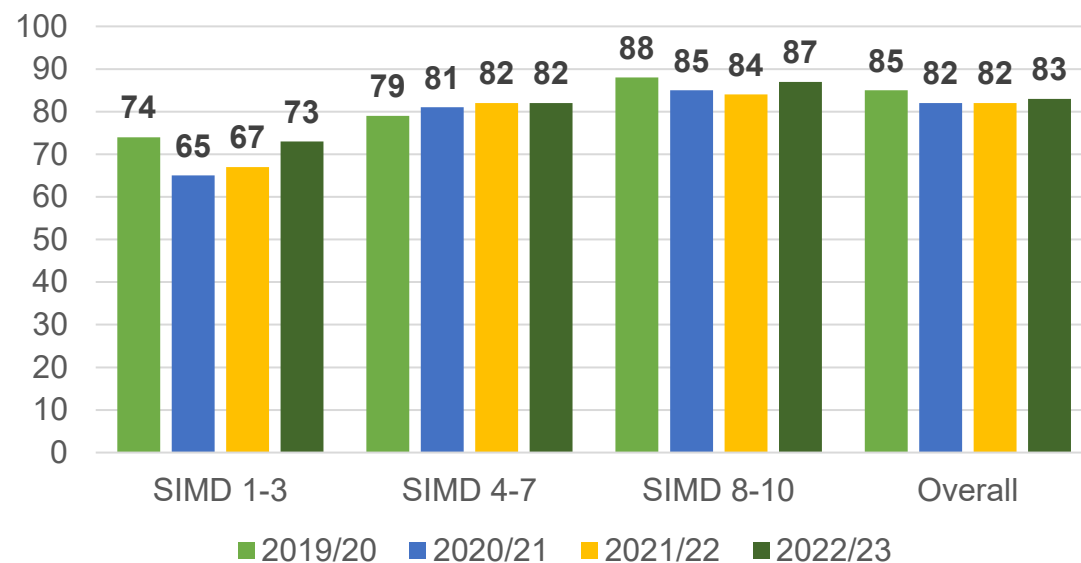
Developmental Milestones

Since 2013-14 data has been gathered on the percentage of children achieving the expected levels of development on entry to primary 1. The following developmental components are assessed: Social, Emotional, Attention, Speech, Expressive Language, Receptive Language, Communication, Gross Motor Skills, Fine Motor Skills and Behaviour. This session 83% of children achieved their developmental milestones, this is an increase of 1% on the previous two years as shown in the chart below.

From 2016-17 to 2019-20, there had been a steady increase in the percentage of children achieving their developmental milestones within the least affluent communities, defined as communities residing in areas with a Scottish Index of Multiple Deprivation (SIMD) deciles values between 1 and 3. From 2021-22 to 2022-23 the performance of children living in the lowest deciles has increased by 6%, it has remained the same for deciles 4-7, and increased by 3% for those living in deciles 8-10.

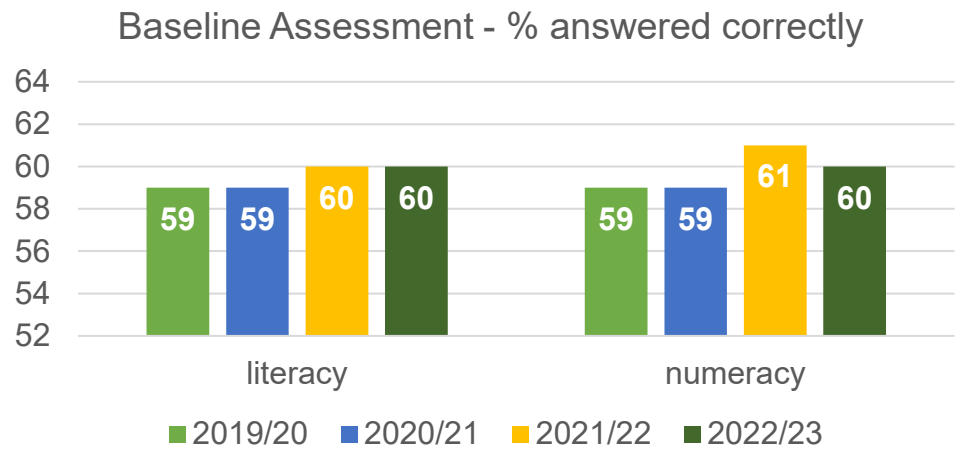
Following the lockdown periods during 2020/2021 there had been a significant reversal in the previous reduction in the gap between the achievement of those from the most affluent, (SIMD 8-10), and least affluent, (SIMD 1-3) decile areas, with the gap reaching 20% in 2020-21, reducing to 17% in 2021/22 and reducing further to 14% in 2022/23. Although performance overall has not returned to pre-pandemic levels, the gap is now 14%, as it was in 2019/20, indicating recovery.

Developmental Milestones: History by SIMD



Source: East Renfrewshire Education Department

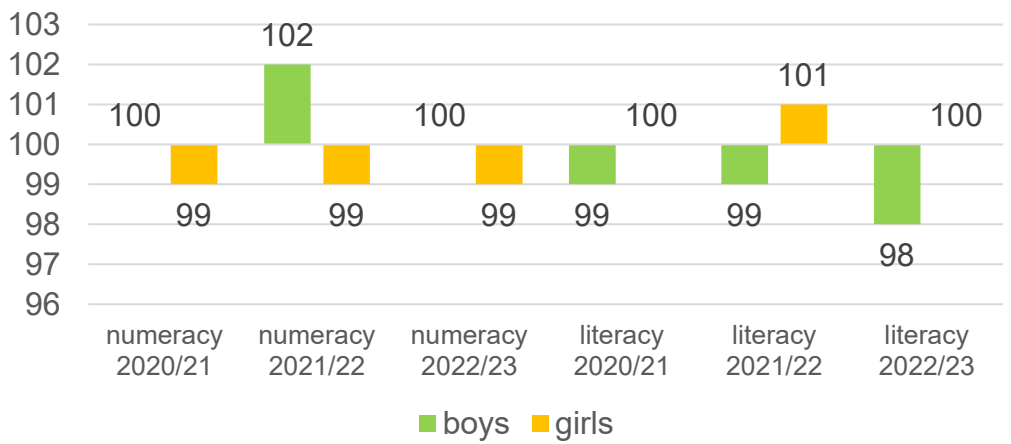
A Baseline Assessment has been in place since 2005-06 to assess children's attainment in literacy and numeracy on entry to primary one. In contrast to the Developmental Milestones, overall performance in literacy and numeracy remains consistent with previous years, with a slight decrease in numeracy as shown in the chart to the right.



Source: East Renfrewshire Education Department

The standardised scores for literacy and numeracy show a consistent pattern in terms of gender. Over the past three years boys have outperformed girls in numeracy and in literacy girls outperform boys as shown below.

East Renfrewshire by Gender: 2019/20 to 2022/23



Source: East Renfrewshire Education Department

Health Visiting

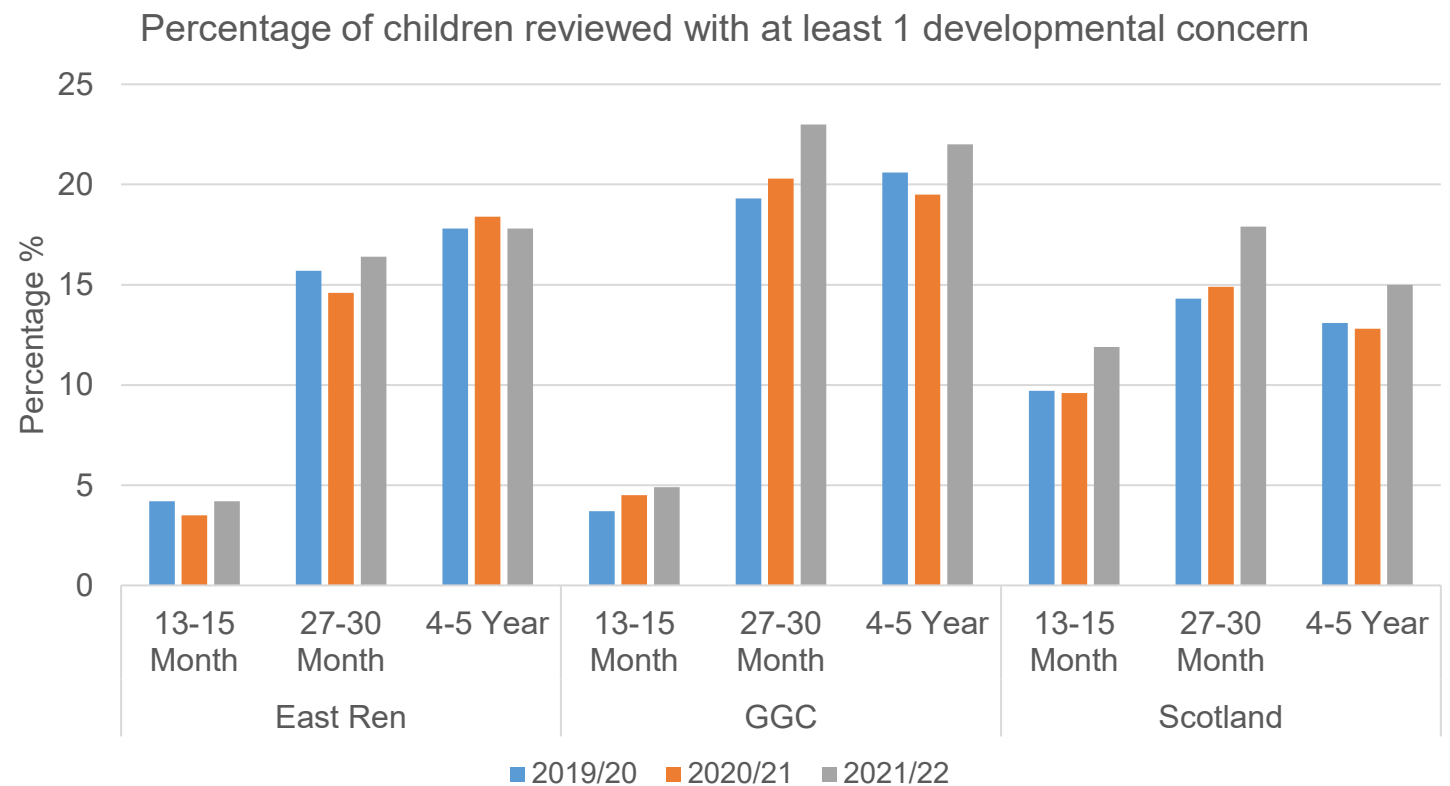
115

The evidence based Universal Health Visiting Pathway is a core home visiting programme to be offered to all families. The programme consists of 11 home visits; 8 within the first year of life and 3 Child Health Reviews between 13 months and 4-5 years.

In East Renfrewshire, the universal pathway is now fully implemented. The final addition of an antenatal contact, offered to all pregnant women, has provided an early introduction to health visiting services and the opportunity to develop the therapeutic relationship. In 2022, there have been significant improvements in completion of 4-5 year reviews, in response to this being identified as the review with the lowest coverage. Our data shows that family movement into East Renfrewshire for school, places demand on the service at this final touchpoint.

Early Child Development

In 2021/22, there were increases nationally in the proportion of children with a developmental concern at all three review points. In East Renfrewshire increases were seen in 13-15 month and 27-30 month reviews. There was a slight decrease in the proportion of 4-5 year reviews where one or more developmental concern was reported. This is likely to be as a result of improvements in coverage. Ongoing monitoring of this will be crucial as we develop our understanding of the impact of the pandemic on early years.



17

■ 2019/20 ■ 2020/21 ■ 2021/22

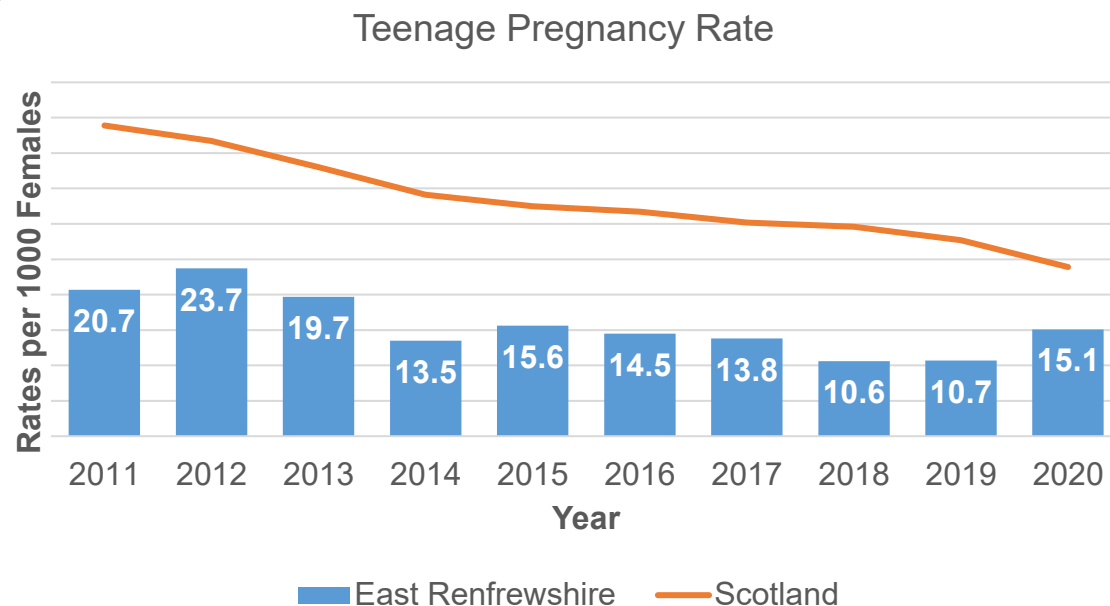
Source: Public Health Scotland Early child development dashboard

Family Nurse Partnership¹⁶

The current teenage pregnancy rate in East Renfrewshire is 15.1 per 1,000. This is the second lowest rate in Scotland.

Although there appears to be a pocket increase in 2020, family nurse partnership data shows this to be short term and not the start of a rising trend.

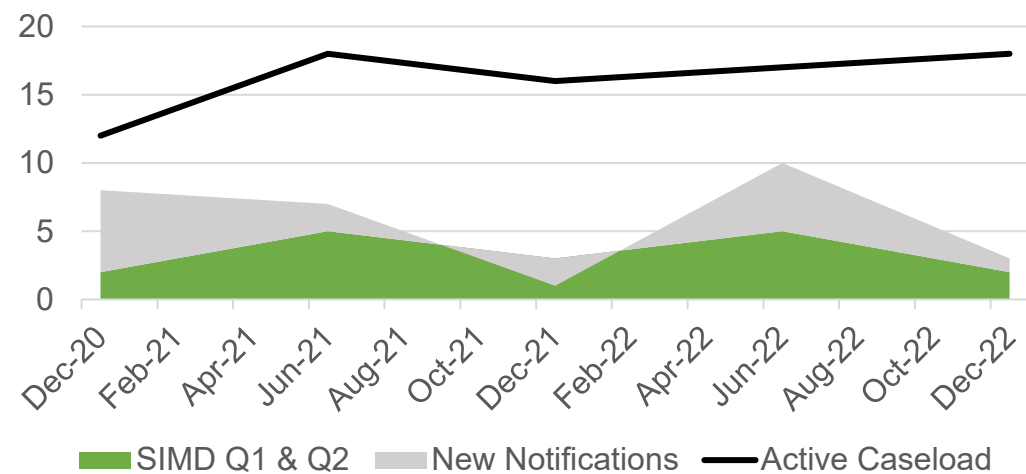
The graph below demonstrates that in East Renfrewshire, the family nurse partnership are reaching those most in need, with green representing the proportion of notifications from the most deprived quintiles (SIMD 1&2), where grey is all notifications.



Source: Public Health Scotland Teenage Pregnancies

- In response to the increasingly challenging impact of poverty, FNP staff have received Home Energy training to alleviate fuel poverty implications
- Maintaining and developing partnerships is an ongoing priority- Clients in East Renfrewshire currently benefit from access to an attached FNP Shelter Worker, FNP Employability worker and direct links to Sandyford sexual health service
- Two Seyana press champions from the local FNP team have undertaken training to support clients with administration of Seyana contraceptive injection
- Work is ongoing across the board area in relation to continuous quality improvement around client uptake, enrolment by 16+6 weeks gestation and non-English client uptake

Family Nurse Partnership Notifications and Caseloads



Source: Family Nurse Partnership Team E

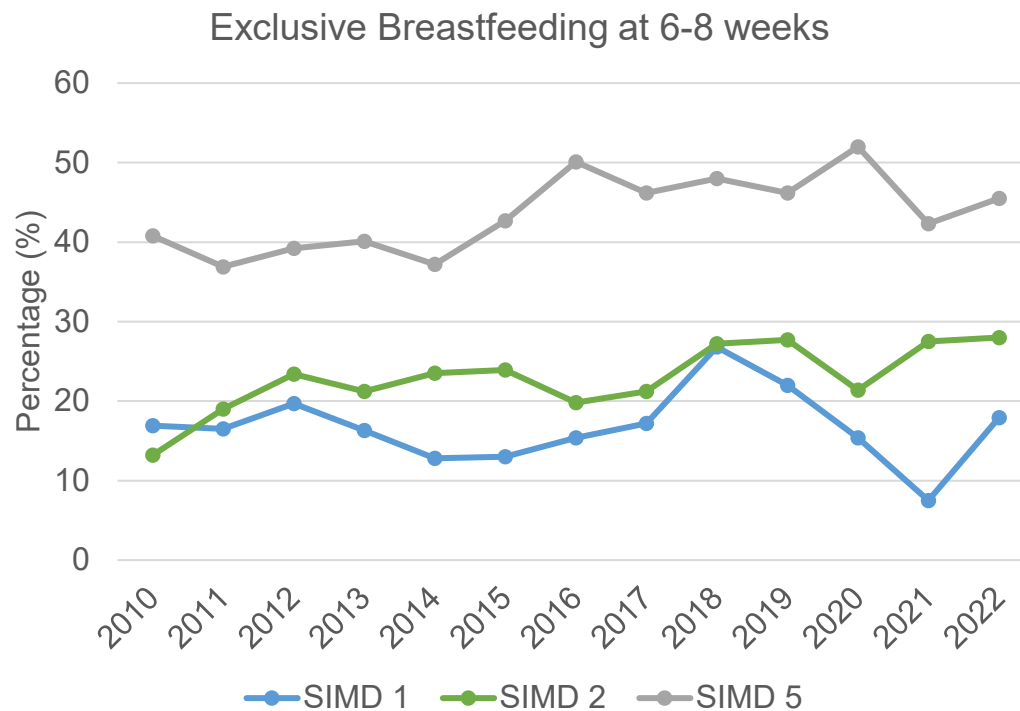
Breastfeeding

117

Although there continues to be a difference in breastfeeding rates between women living in our most affluent (SIMD 5) and our most deprived (SIMD 1) areas. The gap has decreased for a second year in a row from 34.7% in 2020/21 to 27.6% in 2021/22. In addition, the overall exclusive breastfeeding rate at 6-8 weeks remains higher than Scotland and GGC averages.

East Renfrewshire continues to achieve one of the highest breastfeeding rates in Scotland, with 73.8% of babies having ever been breastfed (as reported at First Visit).

We have maintained our UNICEF Gold accreditation since it was first awarded in 2018 and were awarded a commendation at our latest accreditation in November 2022.



Source: Public Health Scotland Infant feeding statistics dashboard

Maternal Smoking

	2017/18	2018/19	2019/20	2020/21	2021/22
East Ren	4.6 (39)	5.7 (46)	4.3 (34)	3.2 (24)	4.0 (31)
GGC	11.5 (1,340)	11.7 (1,277)	11.6 (1,274)	10.2 (1,056)	9.0 (957)
Scotland	14.4 (7,363)	14.6 (6,989)	13.8 (6,438)	13.1 (5,831)	11.8 (5,492)

Source: ScotPHO Tobacco use: maternal smoking

The health of a pregnant woman and her baby are closely linked and are influenced by a number of different factors, including maternal smoking. In 2022, 4.0% (31) of women living in East Renfrewshire were recorded as smoking at the time of their antenatal booking appointment compared to 5.7% (46) in 2019. Maternal smoking in pregnancy in women living in East Renfrewshire remains significantly below figures for Scotland and NHS Greater Glasgow and Clyde at 11.8% and 9.0% respectively.

19

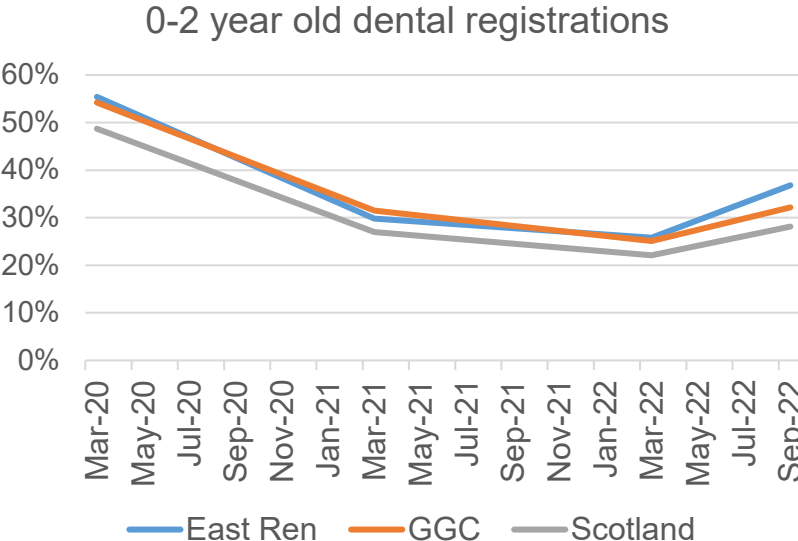
A £220 incentive is available to encourage pregnant women to stop smoking and stay stopped. Currently, uptake is low however raising awareness is a priority over the next few years.

Dental Health

Dental registrations for 0-2 year olds have reduced significantly in all areas; owing to reduced access to dental services during the Pandemic and subsequent restrictions during service recovery.

The latest snapshot, taken on 30th September 2022, illustrates an upturn in registrations as a result of an increased capacity to deliver services. A return to pre-pandemic levels and subsequent improvements remains a priority for the Board and will continue to be monitored in light of recent pressures on access to General Dental Services.

In East Renfrewshire, there are two dental health support workers within the health visiting team and they offer home visits when babies are 3 months of age to support access to dental practice registration.



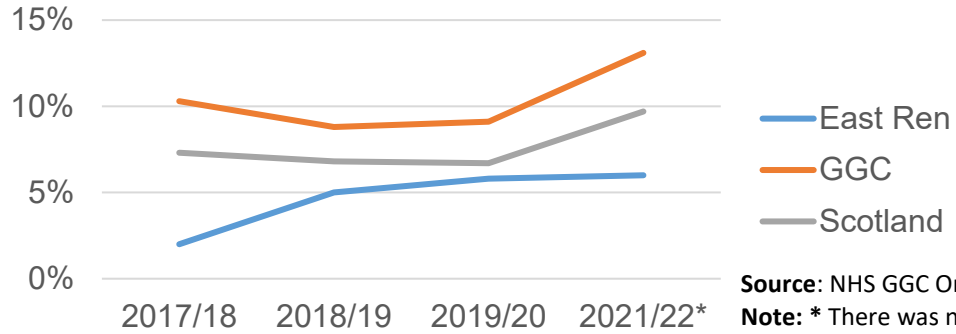
Source: NHS GGC Oral Health Directorate

The **Childsmile** programme reduces inequalities in dental health by supporting access to services, providing education, information and resources for professionals, community and education services:

- 33 out of 37 preschool establishments in East Renfrewshire participate in supervised toothbrushing
- However, fluoride varnish is not currently available in nurseries and schools in East Renfrewshire



Proportion of children inspected needing to see a dentist as soon as possible on account of severe decay or abscess



Source: NHS GGC Oral Health Directorate
Note: * There was no NDIP for 2020/21

- The National Dental Inspection Programme (NDIP) was suspended in March 2020, and resumed in 2021/22, but was limited to a basic inspection of Primary 1 children.
- Data presented above shows there has been an increase in the presence of severe decay or abscess in East Renfrewshire, however we remain well below the GGC and Scotland averages.
- It is expected the full impact of the Pandemic on child dental health will not be understood for several years. Therefore we will continue to monitor the basic NDIP outcomes as well as the detailed data when that becomes available again.

Childhood Obesity

All NHS Boards in Scotland provide a child health programme where children are offered routine reviews at various stages of their life. Height and weight measurements are collected at 27-30 months and again at the Primary 1 review.

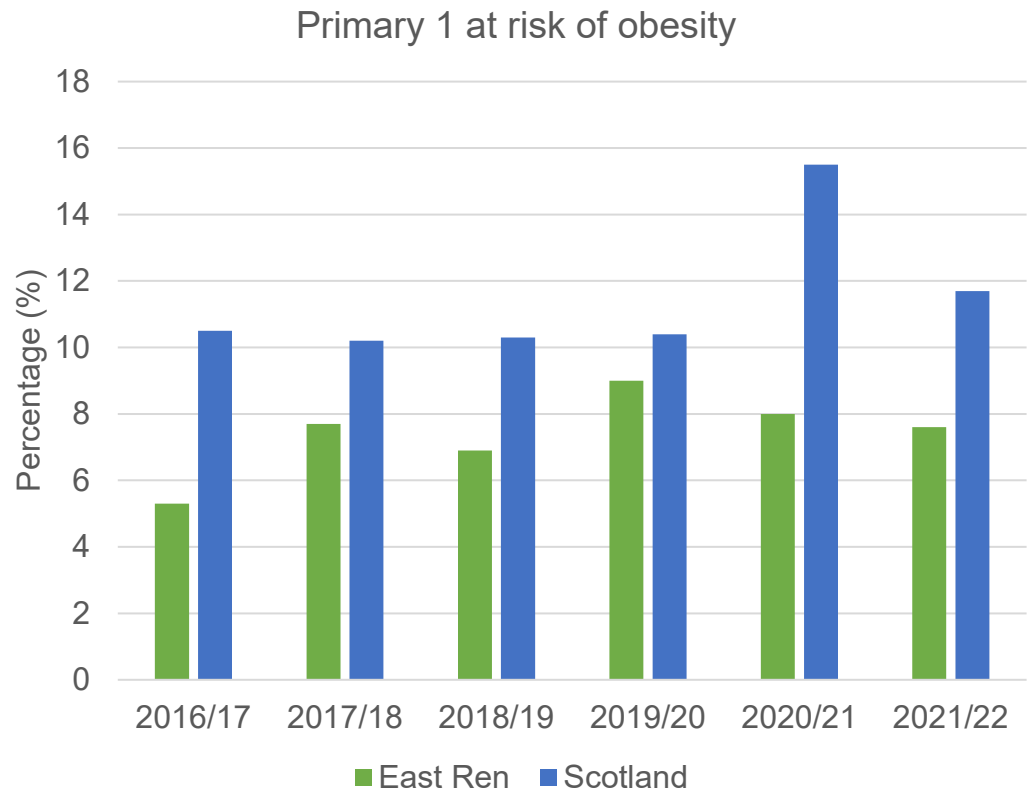
Data from the 27-30 month health checks for 2021-22 have been gathered and analysed by Public Health Scotland. In East Renfrewshire, data validity was the highest of any local authority in Greater Glasgow and Clyde, supporting a high level of confidence that the data is representative of children in this area. The proportion of those at risk of overweight and obesity combined has dropped since pre-pandemic (2018/19) levels. This decrease is largely due to the drop in those at risk of overweight, whilst those at risk of obesity has remained stable. The number at risk of underweight has increased by 7 when comparing before the pandemic to latest data available. Although numbers in East Renfrewshire are small this is something we would like to monitor as it represents a significant change in percentage.

The graph presents the most recent annual statistics on body mass index (BMI) for Primary 1 school children (those aged around 5 years old) published by Public Health Scotland. At risk of obesity is defined as BMI greater than or equal to 95th centile.

East Renfrewshire consistently records a lower percentage of children at risk of obesity than the Scotland wide figure.

The impact of the pandemic is yet to be fully understood, but there is evidence to suggest a disproportionate impact on children living in our most deprived areas.

The HENRY approach has been developed in response to obesity figures and is a practical intervention that delivers **21** key messages to change family lifestyle habits and behaviours.

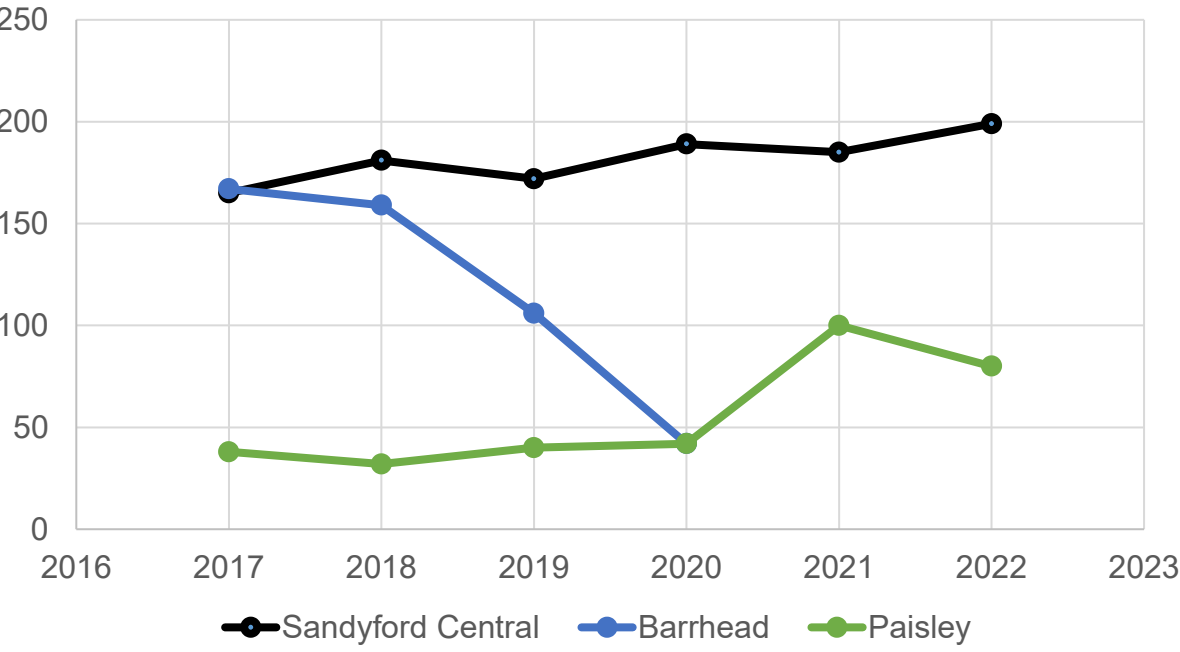


Source: Public Health Scotland Primary 1 Body Mass Index (BMI) statistics Scotland dashboard

Sexual Health

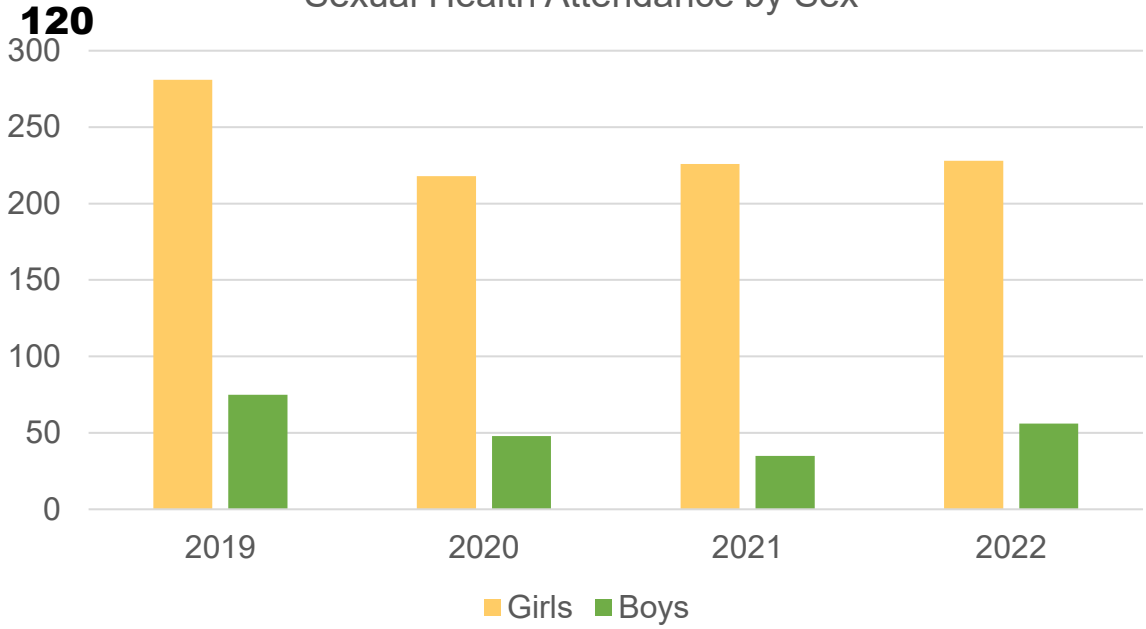
East Renfrewshire has seen a reduction in young people (aged 20 or under) attending sexual health clinics, which is consistent across the board in NHS GGC. This is partially due to COVID-19, but the drop-off in numbers proceeded the pandemic and so this is not the sole factor. It is thought that young people either do not know about sexual health services (despite campaigns to promote the services), or are experiencing barriers to access the services that are in place.

Where East Renfrewshire Young People attend Sexual Health Clinics



Source: NHS GCC Health Improvement (Sexual Health) Team

Sexual Health Attendance by Sex



Source: NHS GCC Health Improvement (Sexual Health) Team

Young people in East Renfrewshire are particularly challenged, in that the Barrhead clinic was closed in 2020, during the COVID-19 pandemic and, as yet has not re-opened. Therefore young people are required to travel to other areas to access services. The opportunity to introduce a new Sandyford outreach clinic for young people in East Renfrewshire is currently being explored.

Services will be promoted locally by our health improvement team in partnership with the community learning and development team by linking with schools and other youth services. Work is already underway to increase access to free condoms, including at local culture and leisure venues. Consideration must also be given to building on recent improvements in boys attending.

Community Learning and Development

Detached Youth Work

Detached work undertaken by ERC Community Learning and Development is a method of youth work where youth workers engage with and support young people on the streets and in other locations where they congregate. Youth workers establish positive relationships with young people and provide them with confidential advice, information and support. Since the pandemic, the data we have gathered has shown that the main priority issues for young people include;

- mental health and wellbeing (exam stress, poor sleep, anxiety)
- education, employment and training
- drugs/alcohol
- sexual health and relationships (friendships, sexual relationships, family relationships, LGBTI)
- crime, youth disorder, anti-social behaviour and its consequences.

Youth work also provides opportunities for sign posting when relevant to organisations/agencies who can provide additional more specialised support including Healthier Minds, Work East Ren and Sandyford etc.

Diversionsary

Due to the increased number of young people gathering in local communities and the lack of opportunities for young people to socialise during COVID-19, there was a rise in both perceived and actual antisocial behaviour. In response to this CLD delivered a programme of activities to divert young people from risk taking and antisocial behaviour, this included the return of youth clubs, school holiday provision and outdoor learning.

Year	Number of contacts made	Number of young people participating in diversionary activity
August 20 – July 21	4822	228 (additional funding through Summer of Fun)
August 21 – July 22	3089	202
August 22 – Feb 23*	1002	210

Source: East Renfrewshire Community Learning and Development Team

Note: *Data available is a partial year as reporting is done on academic years

Safer Choices

Through our engagement with young people involved in **123** activity and data collected by partners, we continue to encounter a high number of young people participating in risk taking and antisocial behaviours. In response to this, we have proactively developed an early intervention/prevention programme to provide young people with information, skills and support to reduce potential harm and make informed choices around their risk taking behaviour.

The programme is flexible and needs-led and focusses on topics including: Alcohol, drugs, consent and respect, antisocial behaviour and the law, knife crime and smoking/vaping. This can include specialist partner input. 65% of young people involved in the initial pilot programme said their behaviour had changed as a result of the knowledge and understanding the programme has given them. 85% plan to make safer choices.

Learning and achievement

Since 2020 the focus of work with young people was mainly on Health and Wellbeing to support young people to address the impact of the challenges they faced during the pandemic. However during this time, we were still able to support young people to gain a range of accredited awards, recognising their learning and skills development through participation in CLD programmes. Reducing the poverty related attainment gap will remain a key priority for our work with young people in schools and in the community.



Active Schools National Monitoring Information

COVID-19 had a profound effect, with social distancing and restrictions on movement resulting in a complete overhaul of the way many people get active. Throughout the pandemic, the Active Schools Team provided in school support to deliver outdoor group activity for pupils which allowed teachers to focus on the education of pupils throughout this difficult time. The team also partnered with the wider Sports Development Team to deliver school holiday activity camps for key worker children and young people and vulnerable children and young people.

Worryingly, existing inequalities in sport and physical activity participation have been exacerbated by the COVID-19 pandemic. Those from the least affluent households remain the least active and this gap has widened. This problem has increased since COVID-19 emerged and there's a risk of it becoming a longer-term trend if it's not addressed. Active children have higher levels of mental wellbeing and this illustrates the role that sport and physical activity can play in supporting them amid rising levels of loneliness and declining mental health.

COVID-19 had a major effect on our local sports clubs, with some of our clubs still not able to function at the same level pre COVID-19, with many of their coaches and volunteers no longer available to them. Consequently, our engagement with clubs has been greatly reduced, effecting deliverer numbers as well as links with clubs.

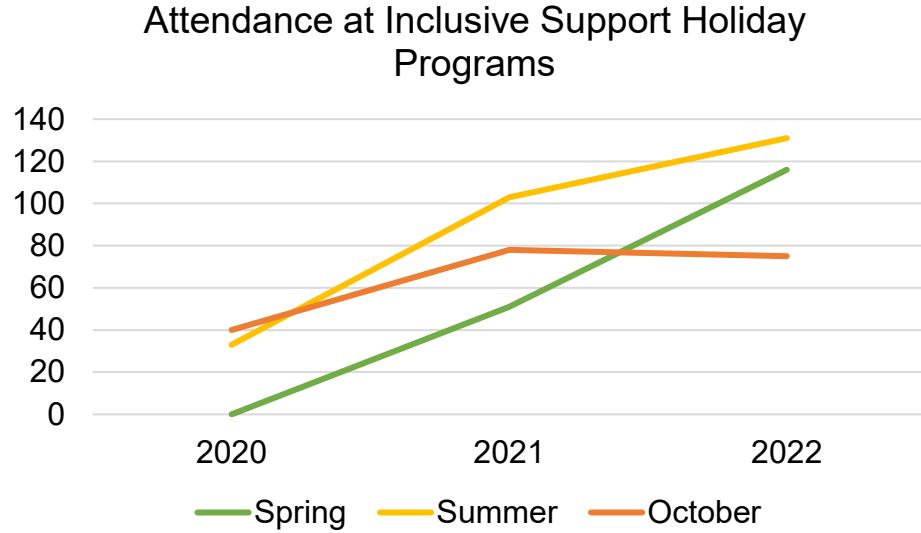
It is hoped that as we all (schools & clubs), look to recover from the pandemic, we will strive to offer more sport and physical activity opportunities for the young people of East Renfrewshire through after school clubs, ERCL sports coaching programmes and local sports club activity. We are undertaking targeted work in the summer school holidays to provide opportunities for children and young people from low income households with free access to activity camps.

	2018-19	2021-22	Decrease due to Pandemic
Distinct Participants	8195	6216	1979
% of school roll	48%	35%	13%
Visits	168,527	107,036	61,491
Deliverers	409	302	107
Clubs linking with schools	44	10	34

Complex Additional Needs

Inclusive Support Holiday Programme

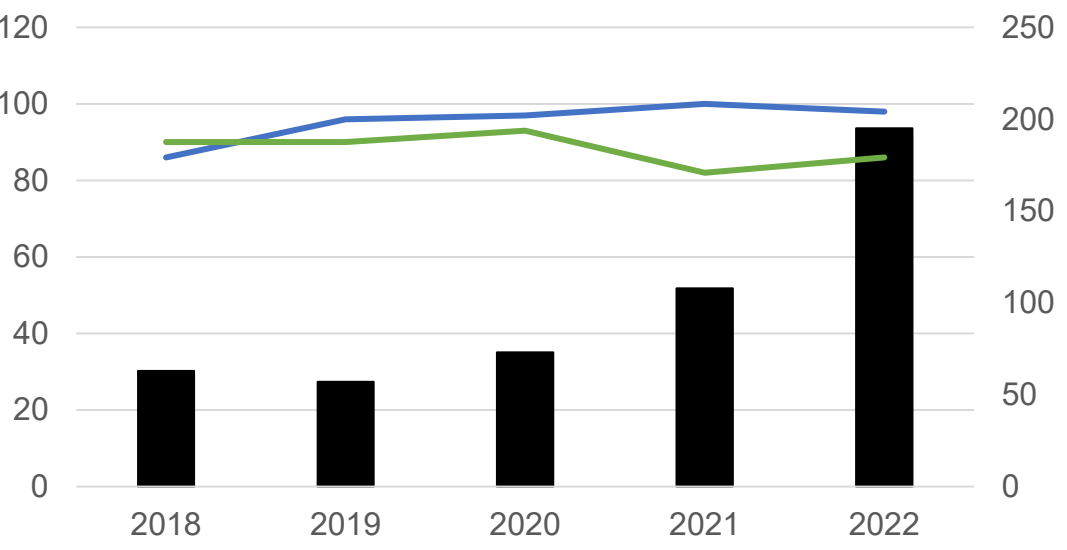
Normal operating arrangements for the service were suspended in response to the COVID-19 pandemic. Charges for the service were suspended and normal provisions were adjusted to allow for targeted supports to be provided for an increased number of children and young people identified by a multi-agency group. The significant increase in numbers may well be reflective of thresholds for children with neurodiversity changing over the pandemic. Looking forward, the impacts remain somewhat unknown.



Source: East Renfrewshire Inclusive Support Service

East Renfrewshire Autism Diagnostic Team

East Renfrewshire Autism Diagnostic Team Performance



■ Number of referrals — % accepted — % positive diagnoses

Source: East Renfrewshire Autism Diagnostic Team

Despite a significant increase on referrals over recent years' there has been no reduction in the quality of the referral. Referrals increased by 81% in 2022, compared to 2021.

The wait times for assessment is currently 14 months. Modelling based on current resource will place this at approximately 4yrs 6mths in one year's time if no additional resource is allocated.

Young Carers

125

- 240 young carers known to East Renfrewshire Carers Centre
- 134 young carers have received support in the past year
- 25 young carers have completed Young Carer Statement
- 96 young carers care for an adult

Parent Carers

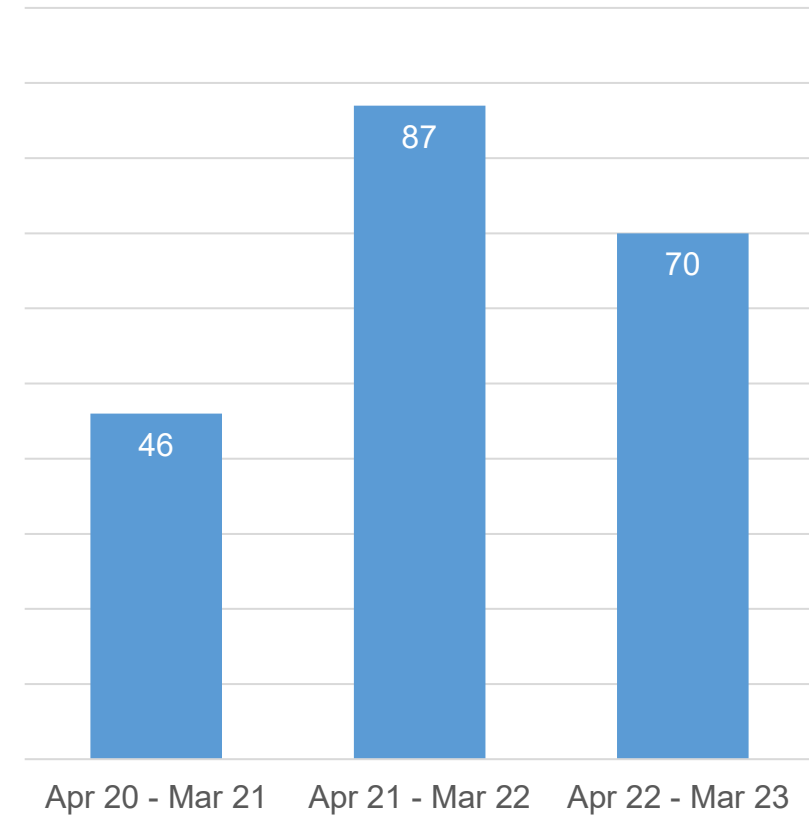
- 546 parent carers for a young person 18 or under

Source: East Renfrewshire Carers Centre

Year	Number of young carer grant payments	Percentage of total payments
2019/20	35	3%
2020/21	50	2%
2021/22	45	2%
2022/23	50	2%

Source: Social Security Scotland statistics

New young carer referrals



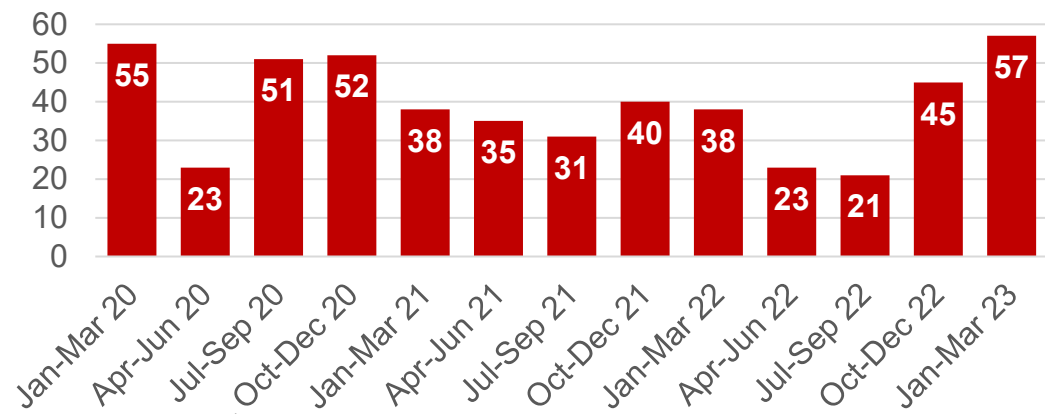
Source: East Renfrewshire Carers Centre

Family Wellbeing Service (ERHSCP partnership with Children 1st)

The service is now available to all 15 GP practice's in East Renfrewshire, with the majority making good use of the connection. Referrals have been impacted by the pandemic and associated restrictions. The number of referrals per quarter has been variable. However, the most recent data, for January to March 2023, showed the number of referrals reach a new peak of 57.

27

Family Wellbeing Service Referrals

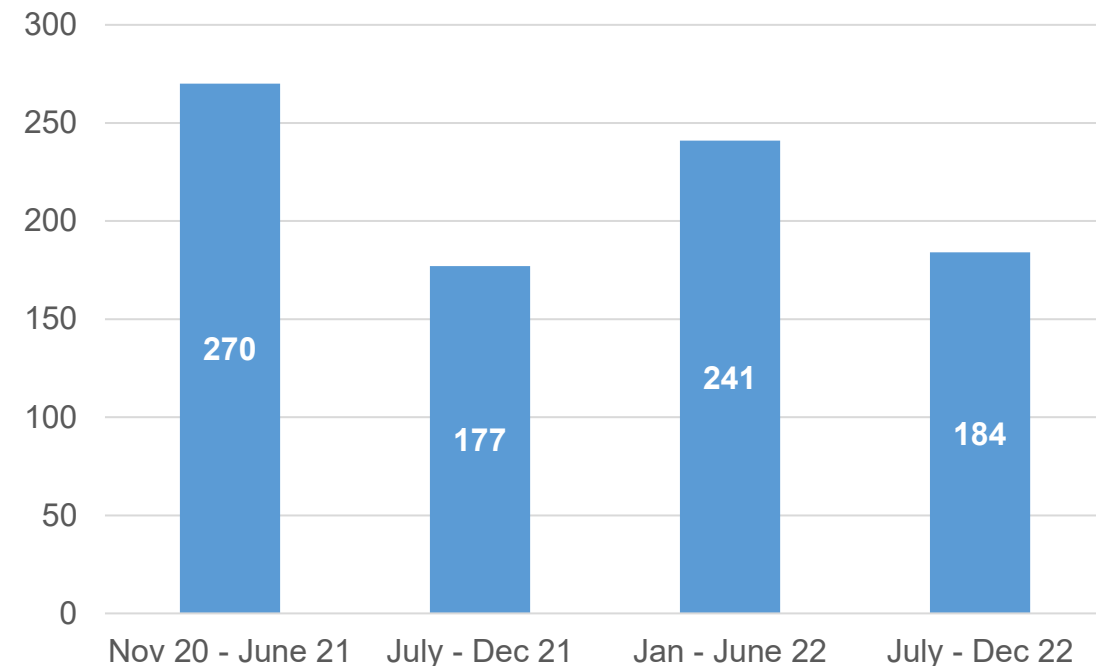


Source: Children 1st

Healthier Minds

126

Our Healthier Minds multi-agency Screen Hub coordinates and assesses offers of emotional wellbeing support for children & young people aged 10-18 years olds.



Source: East Renfrewshire Healthier Minds

From July 2021 to June 2022, 4.3% of our high school pupils were referred to the Healthier Minds Screening hub

Date	Referrals to Screening Hub	Onward Referrals to CAMHS
Nov 20 – June 21	42	0
July – Dec 21	23	*
Jan – June 22	11	12
July – Dec 22	23	*
Total	99	18

Source: East Renfrewshire Healthier Minds

28

- One-third of referrals are male and just under two-thirds are female, with a small proportion of referrals identifying in another way
- The reasons for referral have remained the same since the service began; anxiety, low mood (including suicidal ideation) and emotional regulation. The number of children and young people referred for self-harm support is increasing
- 29% of the children and young people being referred for emotional wellbeing support have one or more additional support need
- 17% have a neurodevelopmental diagnosis, of these children and young people 13% are diagnosed with autism spectrum condition.
- An additional 6% of children and young people being referred, have ASC related traits without a diagnosis
- 19% of the children and young people referred are from 'at risk' groups*
- 9% of children and young people referred to the hub identify as BAME
- 34 care experienced children and young people have been referred to the screening hub for support, with 7 children and young people being re-referred

**those at higher risk of mental health issues which may include Care Experienced, Young Carers, BAME, Domestic Abuse Concerns, LGBT+ (As suggested in the Scottish Government: Children & Young People Mental Health Community Grant - reporting template)*

Child and Adolescent Mental Health Services

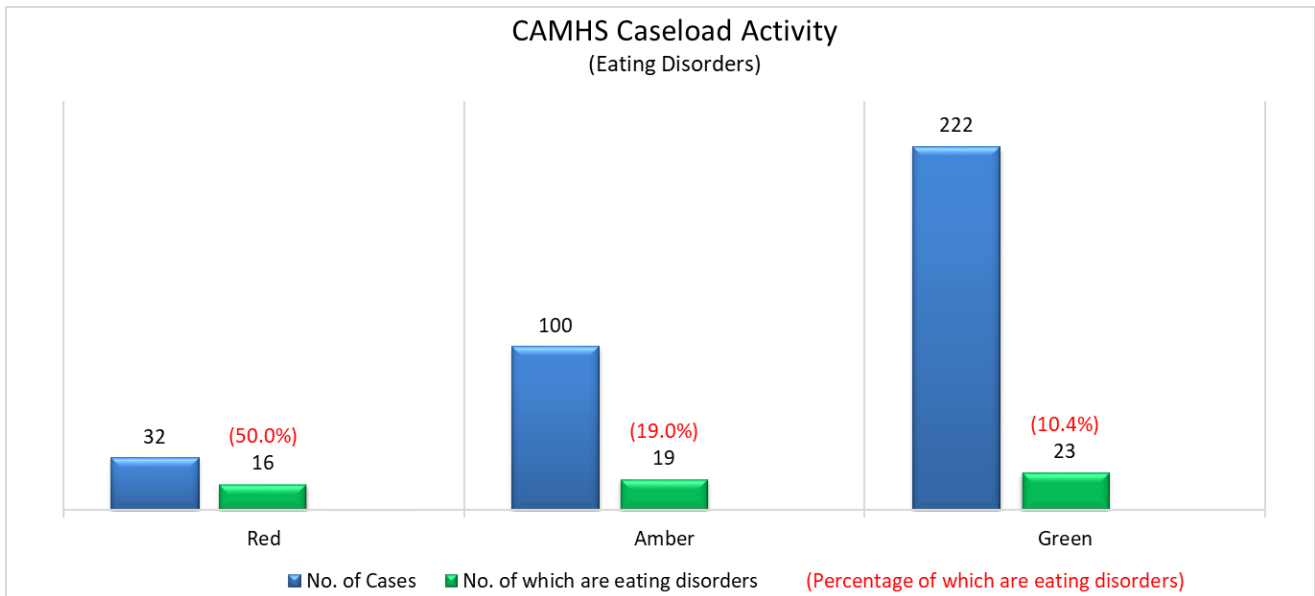
East Renfrewshire mental health demographic is consistent with national trends that highlight a 30% increase in general referrals since the beginning of COVID-19. Whilst increase in urgent referrals have increased this may be a reflection of longer waiting times rather than acute need.

However, we can be certain that there are two major increases in need within East Renfrewshire, other than increase in numbers. First is an increase in numbers and severity of symptoms in children and young people with atypical anorexia and an increase in restrictive eating in children and young people with autism who exhibit restrictive eating patterns.

Second, is the number, severity and complexity of children and young people on the autism spectrum who have a significant co-morbidity. It should be noted that these children and young people whilst requiring a health response always require significant supports from social care and educational service.

East Renfrewshire CAMHS Team received 1,044 referrals from January 2022 to February 2023 and have 340 children and young people awaiting assessment and intervention for the Neurodevelopmental Pathway.

NHS GGC adopted a Red, Amber, Green model that was used throughout the eight CAMHS teams during COVID-19 which has continued. It is important to note that this can change daily dependent on patient need and risk level. The figures up until 28/02/23 can be seen in the table opposite.



Source: Child and Adolescent Mental Health Services (CAMHS)
Note: **29**
- Red = significantly impaired mental health/life threatening
- Amber = significant to moderate mental health/potential life threatening
- Green = Non-life threatening/neurodevelopmental cases

Alcohol, Drugs and Mental Health

The alcohol and drugs recovery service supports people with harmful alcohol/drug use. The Adult Mental Health Team (AMHT) treats people with severe and enduring mental health conditions, such as bipolar disorder, schizophrenia or clinical depression. The Primary Care Mental Health Team (PCMHT) supports people experiencing mild to moderate conditions, including stress, anxiety or depression.

Young People and Mental Health

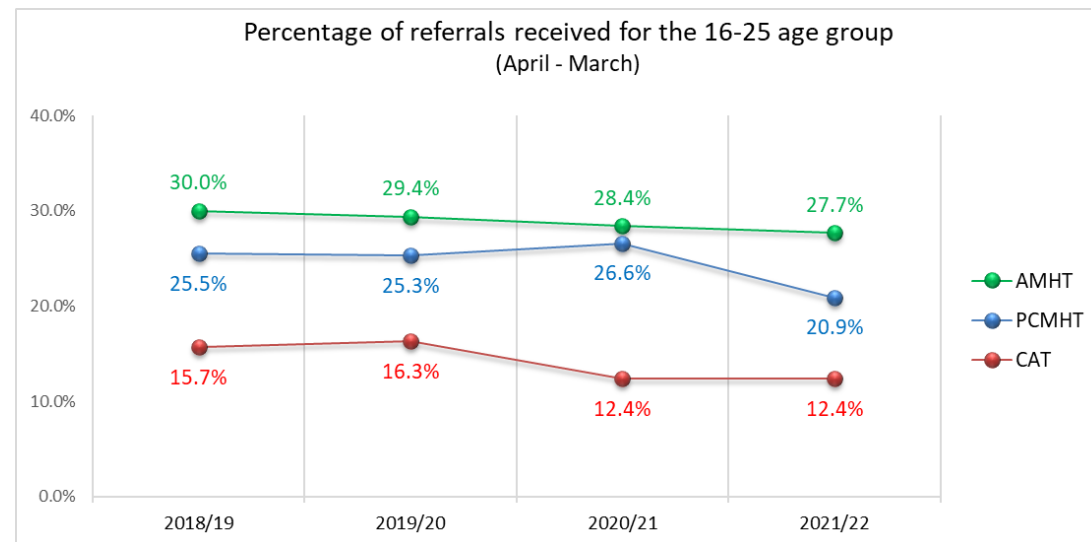
The number of young people aged 16-25 referred to AMHT for more severe and enduring conditions, have stayed at a similar level over the last five years (between

260 and 280 referrals per year). A reduction was observed in 2020/21 (due to the COVID-19 pandemic), though numbers are now returning to pre-coronavirus levels. Within the PCMHT, similarly, referrals for 16-25 dipped during COVID-19. They have increased again in 2021/22, though have not yet returned to pre-coronavirus levels.

Children and Young People and Alcohol and Drugs

Referrals for the 16-25 age group decreased by 39% (61 referrals in 2018/19 to 41 in 2021/22). They are more likely to relate to alcohol and drugs such as cannabis or cocaine rather than opiate drugs. Approximately 6% (n. 26) of the current caseload are aged 16-25, which is lower than the number of referrals received annually, suggesting not all referrals go forward for treatment (they may not meet the level of need treated by the team and may have referred on to other services and supports). The majority of young people currently on the alcohol and drugs team caseload are male (69%) (Source: Drug and Alcohol Information System – DAISy).

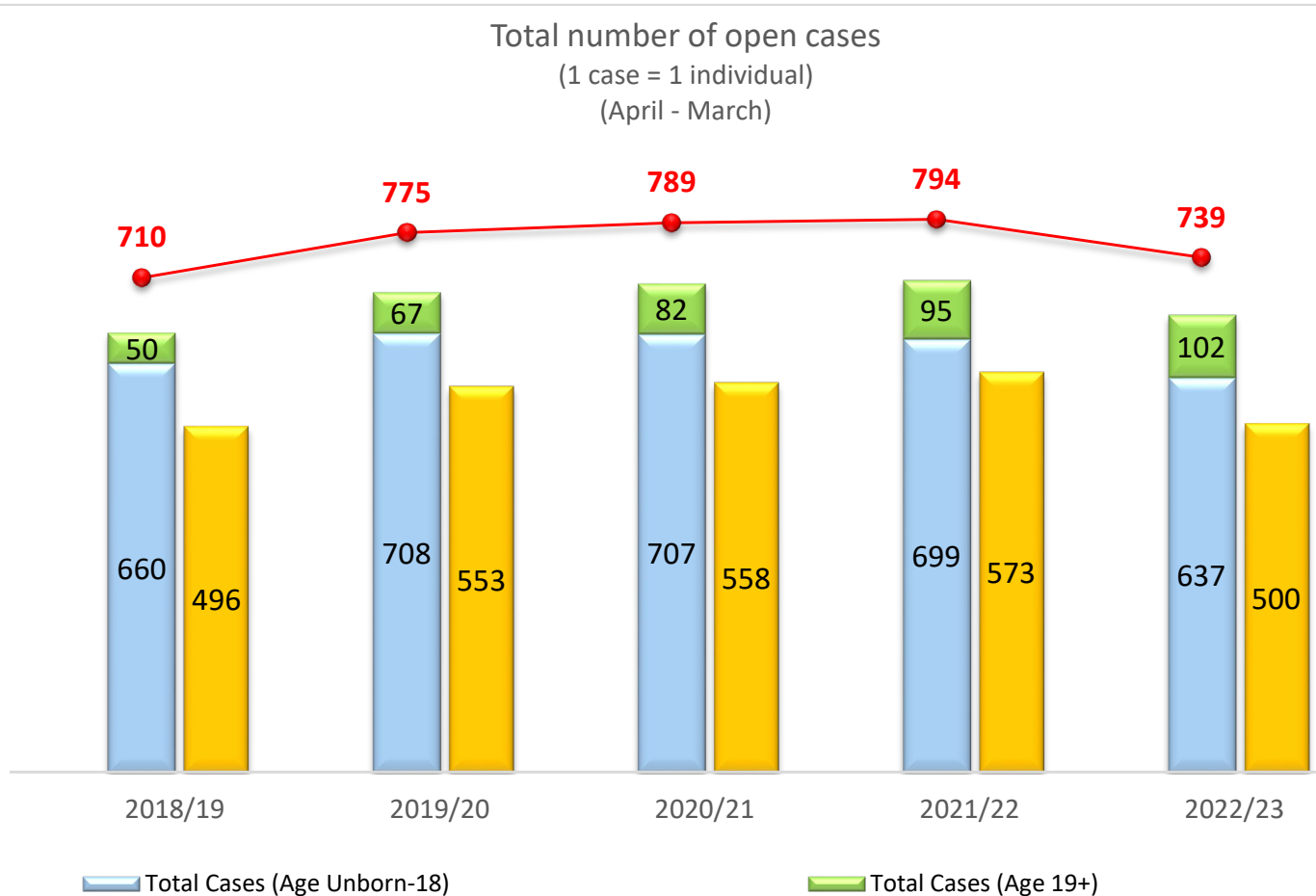
NHS Greater Glasgow and Clyde tracks everyone known to alcohol and drugs teams who present at Accident and Emergency in East Renfrewshire. This shows small numbers (<10) under the age of 20 during 2020 and 2021, and all were male. Data has been extracted from Care First to **estimate** the numbers of dependent children whose responsible adult is engaged with the alcohol and drugs recovery team and as at February 2023 this was **around 70** children aged 0-16. This should be considered as a proxy figure as this is not a mandatory field in the system and the actual number may be higher.



Source: East Renfrewshire HSCP

Children in Need

129



Families receiving support from children and families social work on a voluntary basis makes up the majority of the total caseload.

The number of children receiving all types of social work support started to increase during the year before the pandemic and remained understandably high.

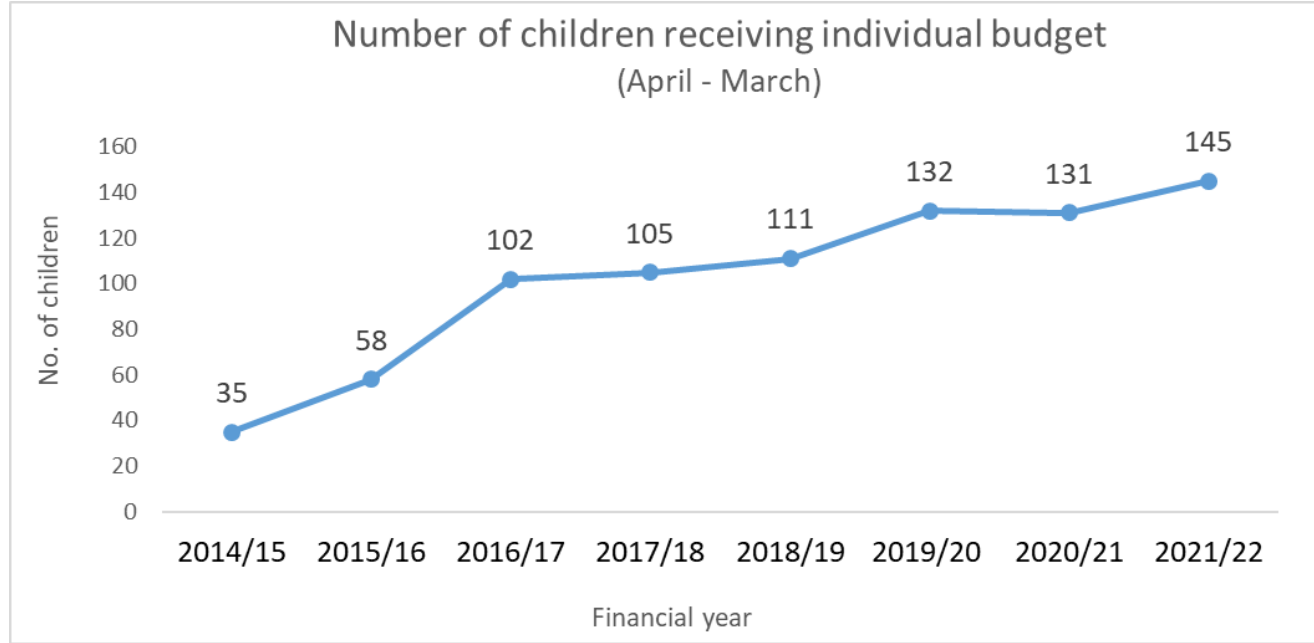
The most recent year's figures show a return towards the baseline with 78% of open cases receiving voluntary support.

Source: East Renfrewshire HSCP

Note: The chart above represents the total open cases throughout the reporting period (e.g. open as at the start of the reporting period or throughout).

Self-Directed Support (SDS)

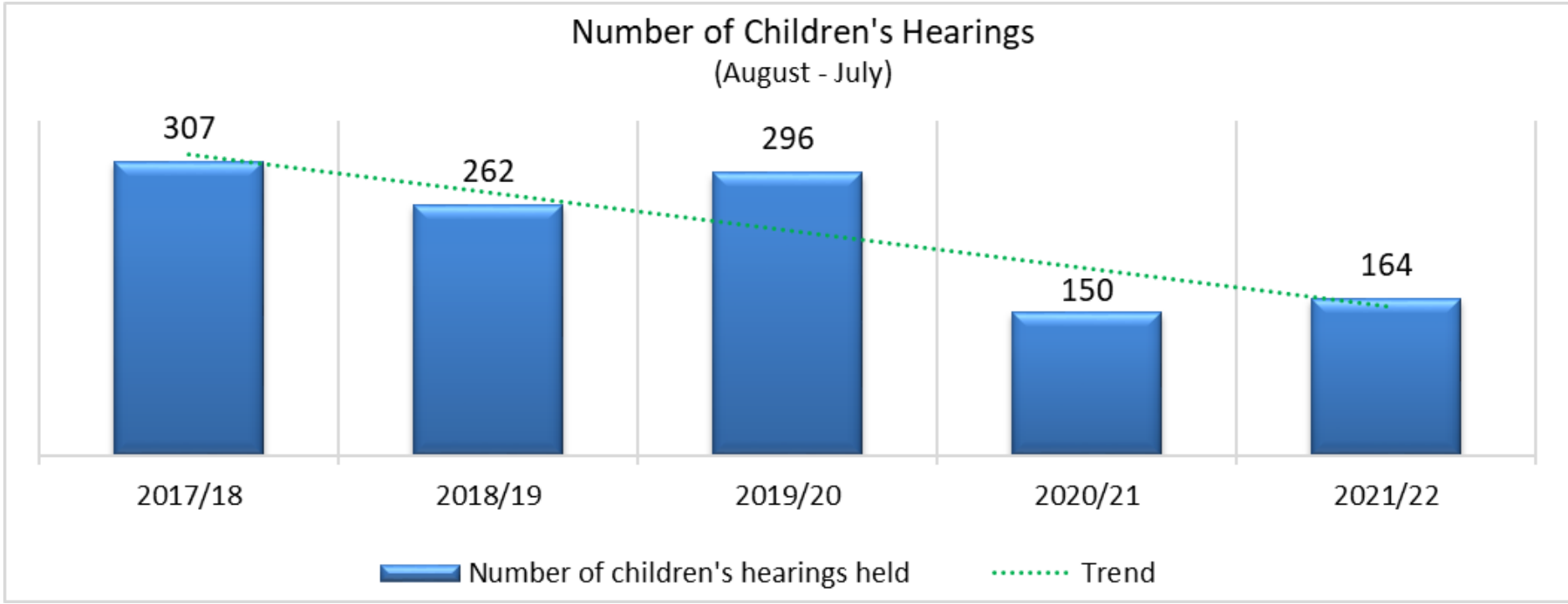
We have adopted the principles of Self-Directed Support (SDS) in partnership with children, their families and other people who are important to them. We recognise that good support planning is reliant on relationship based practice, starting with the family recognising what matters to them, and we are embedding this way of working throughout children's services. Given that 38% of children known to social work teams have a disability, we have undertaken a review of our assessment and planning and have implemented Signs of Wellbeing, a strengths based approach, adapted from Signs of Safety.



Source: East Renfrewshire HSCP

The number of children in receipt of an individual budget has quadrupled since 2014/15. In 2021/22, three quarters of children with disabilities were in receipt of an individual budget. This will continue to be an area of significant growth and budgetary pressure. Expenditure has increased from £471,558 for option 1 payments in 2020/21 to £611,222 which is a 29% increase with the same period last year. It is anticipated that this will continue to be an area of significant demand over the years, considering the migration of families who have children with disabilities into East Renfrewshire.

Scottish Children's Reporter Administration (SCRA)



Source: Scottish Children's Reporter Administration

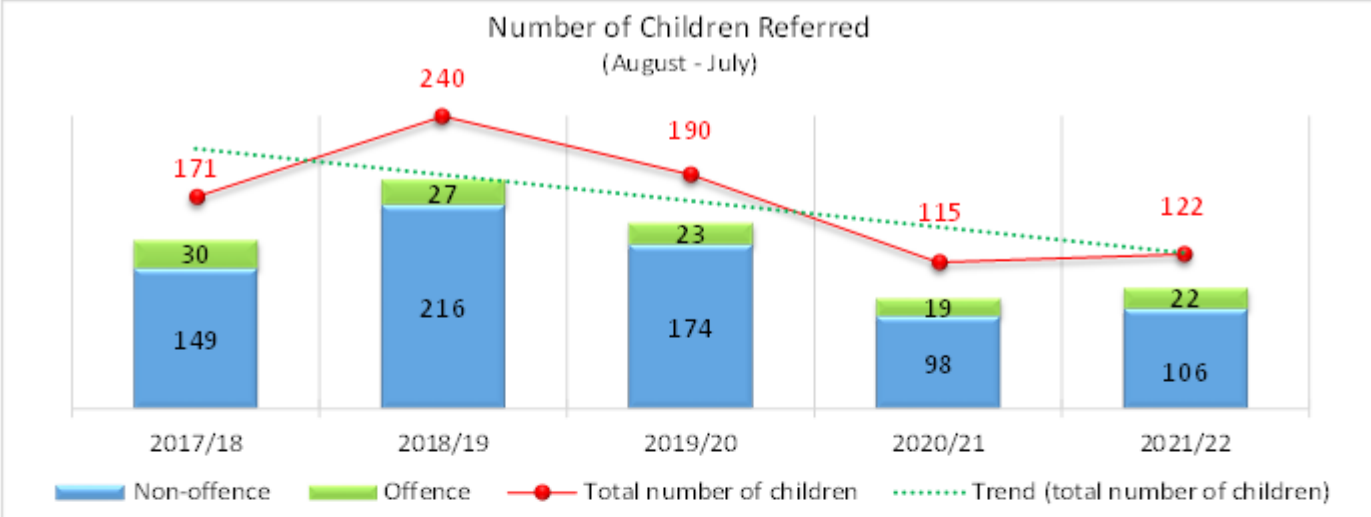
There were 164 Children's Hearings in East Renfrewshire in 2021/22; this is a 9.3% increase when compared to 2020/21 but an overall decrease since 2017/18. The significant decrease in 2020/21 in the number of children's hearings and the number of children referred and referrals received (shown on the next slide) is likely to be due to the COVID-19 lockdowns, at least in part. Referrals to SCRA reduced during this time nationally and emergency legislation allowed SCRA to reduce the number of review and emergency hearings that were required to be held. Figures for 2021/22 show a small increase in both referrals and hearings which is consistent with the loosening of COVID-19 restrictions.

Scottish Children's Reporter Administration (SCRA)

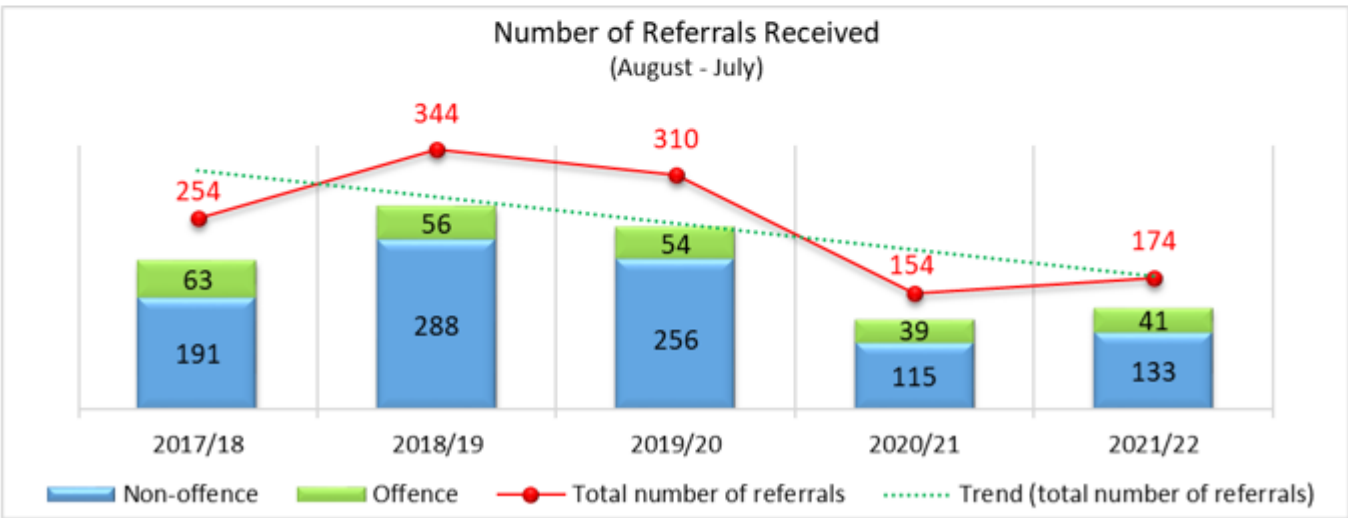
In total, 122 children were referred to SCRA in 2021/22 reflecting a downward trend since 2017/18.

These children were involved in 174 referrals, again this has mirrored the decrease in individual children referred since 2017/18 (254 referrals). Non-offence referrals accounted for some 87% of all children and 76% of all referrals received.

The breakdown of the number of offence and non-offence referrals to the Reporter show that children and young people have overwhelmingly been referred on care and welfare grounds with the most common grounds being "close connection with person who has carried out domestic abuse", followed by "offence".

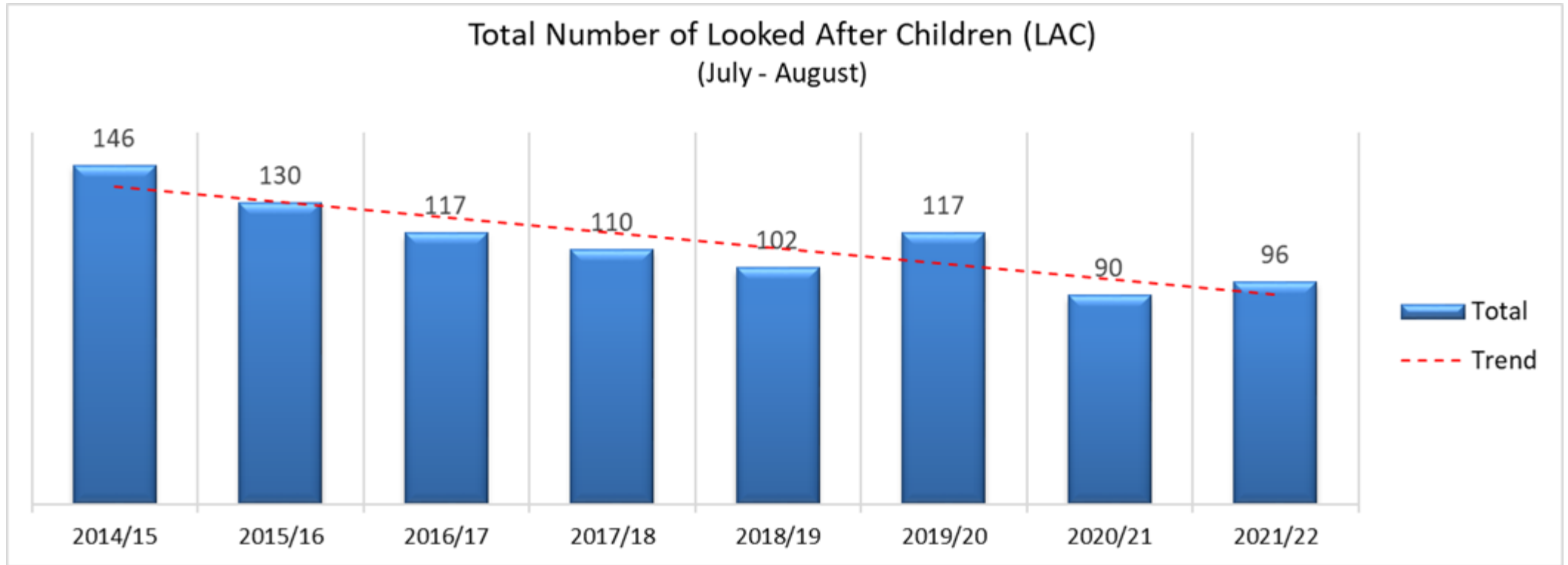


Source: Scottish Children's Reporter Administration
 Note: Children may be referred for both offence and non-offence grounds in a period so may be counted once against each. The total figure counts every child referred to the Reporter during the year once.



Source: Scottish Children's Reporter Administration

Looked After Children and Young People

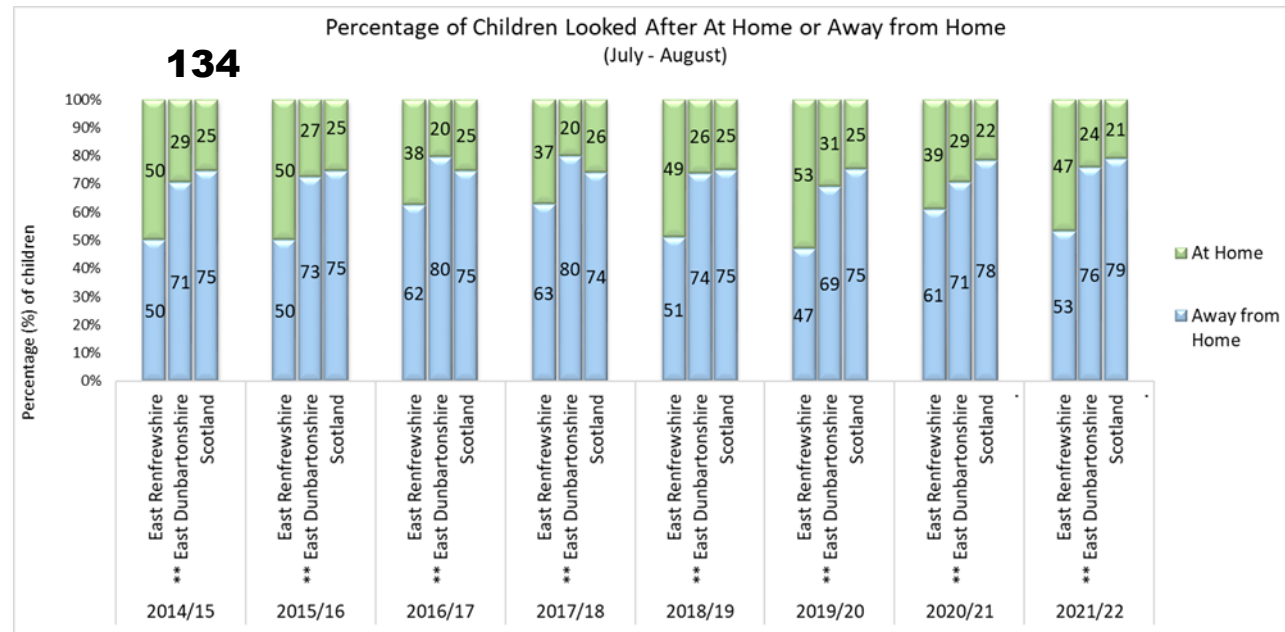


Source: Children's Social Work Statistics, Scottish Government

The long-term trend has seen the number of children and young people who are looked after at the end of the reporting period decrease from 146 in 2014/15 to 96 in 2021/22.

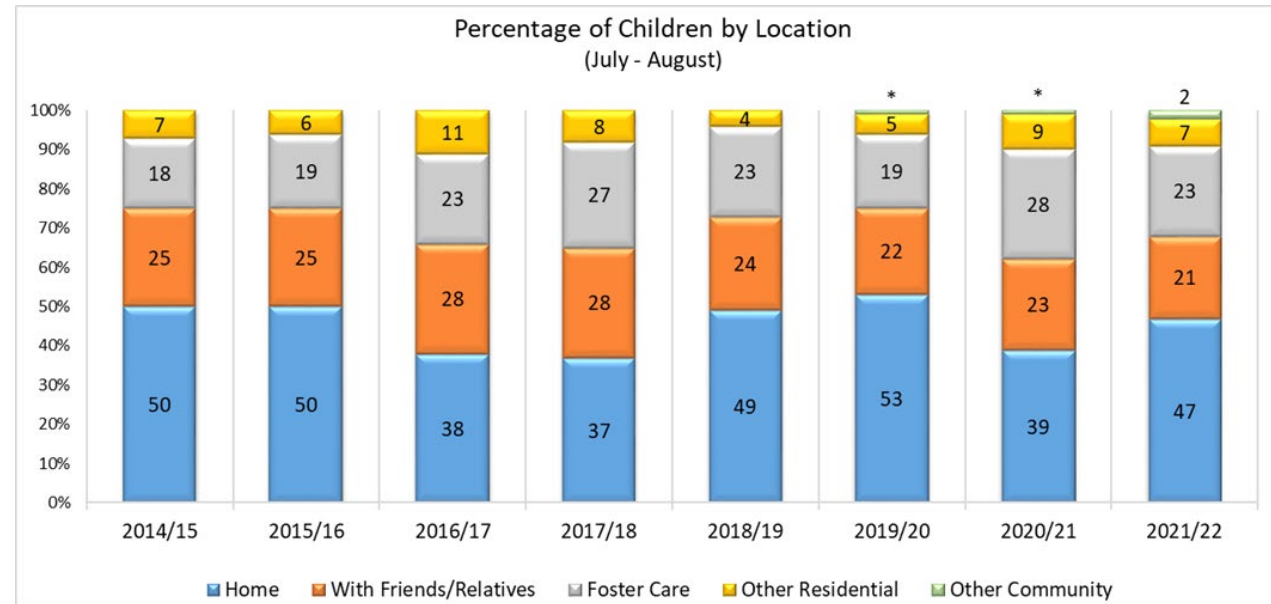
Looked After Children and Young People

The proportion of children looked after at home and away from home has fluctuated over the past seven years. However, in comparison with our nearest comparative authority and the national figure we continue to keep more children at home. The impact of the pandemic is evidenced in the increase of those children who became looked after away from home. These children were predominately those affected by neurodiversity.



Source: Children's Social Work Statistics, Scottish Government

Note: ** Comparative local authority.

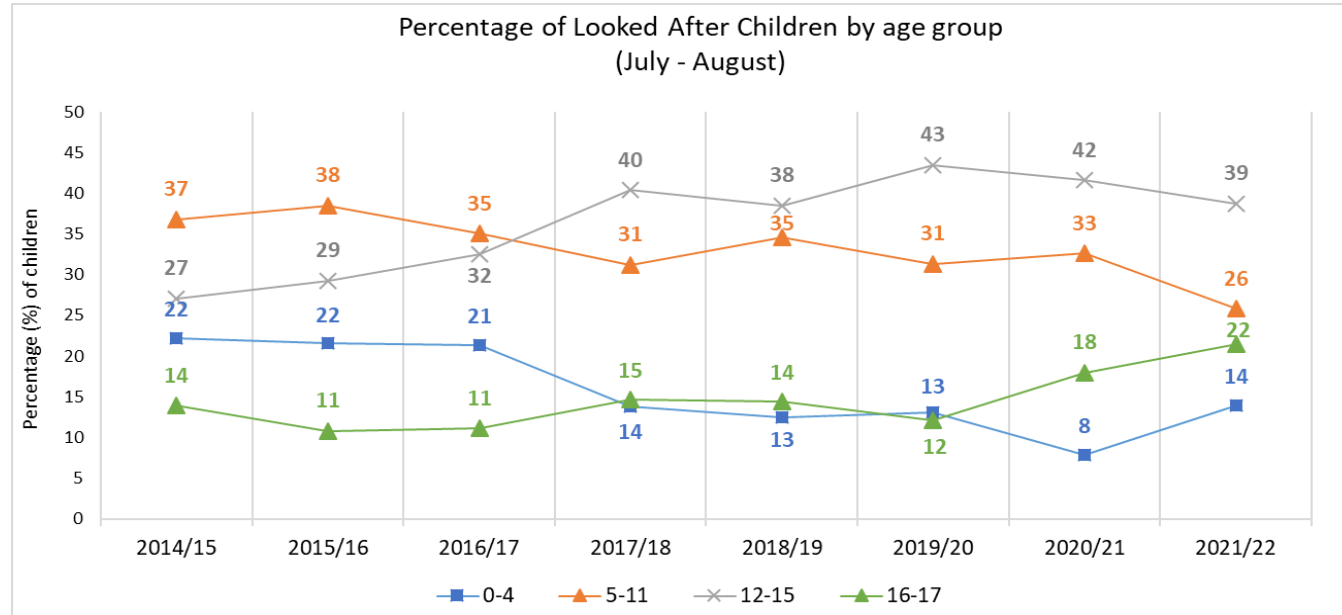


Source: Children's Social Work Statistics, Scottish Government

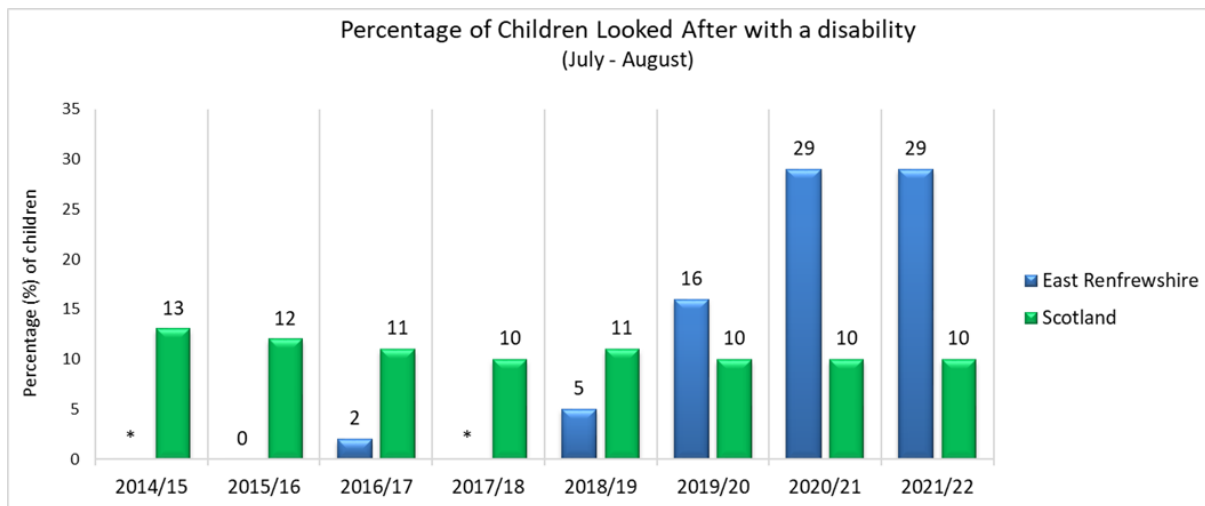
Note: Cells containing * represent small numbers that are suppressed to maintain confidentiality.

Looked After Children and Young People

The 12-15 age group now accounts for 39% of children looked after at the end of the reporting period compared to 27% in 2014-15 and the 0-4 age group has decreased from 22% to 14% over the same period.



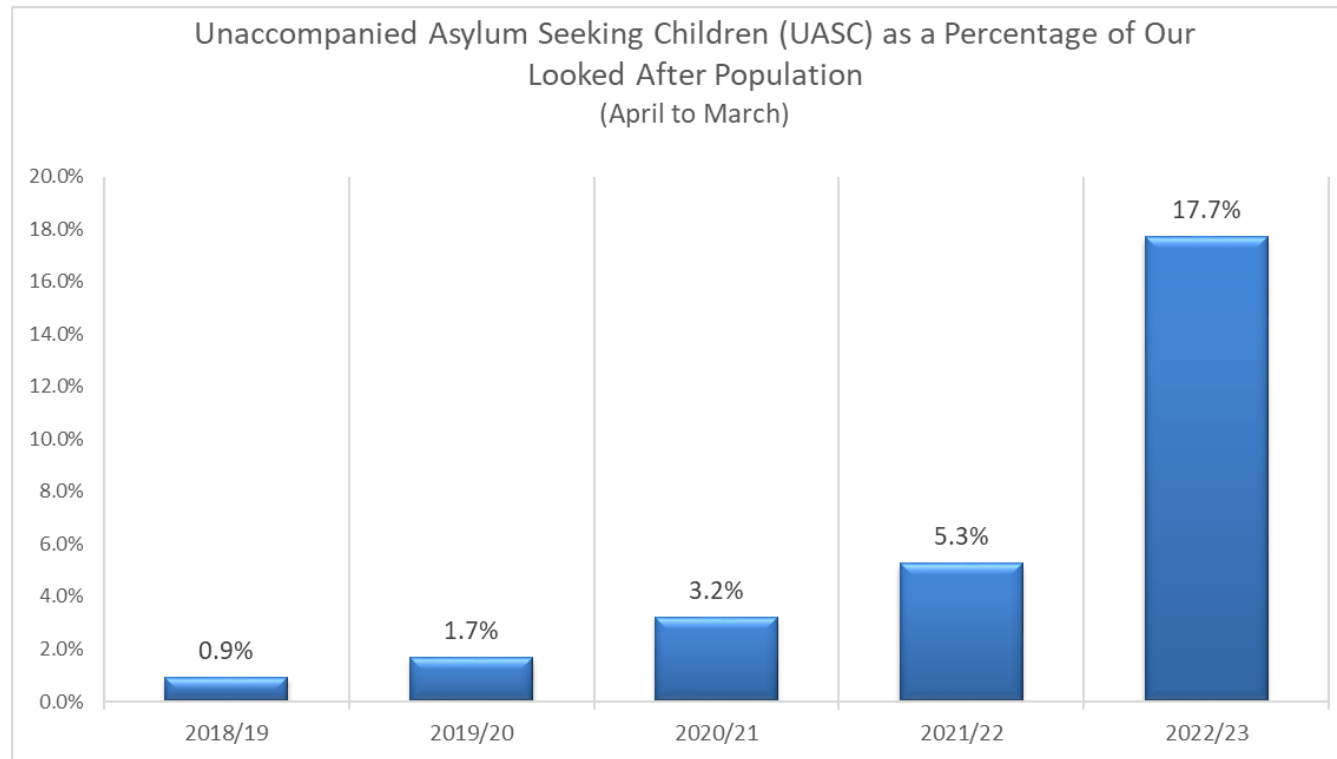
Source: Scottish Government, Children's Social Work Statistics
Note: Percentages refer to ages 0 to 17.



Source: Children's Social Work Statistics, Scottish Government
Note: Cells containing * represent small numbers that are suppressed to maintain confidentiality.

Both nationally and locally there are difficulties with recording information in relation to disability therefore comparisons to national data may be misleading. In East Renfrewshire we have undertaken work to help us understand our looked after children and young people and accurately record disability. The significant increase in 2020/21 and 2021/22 is a result of both improved recording and the impact of the pandemic.

Unaccompanied Asylum Seeking Children and Young People



Source: East Renfrewshire HSCP

Note: Annual percentages are based on the number of looked after children at the end of the reporting period and the cumulative number of UASC since 2018/19.

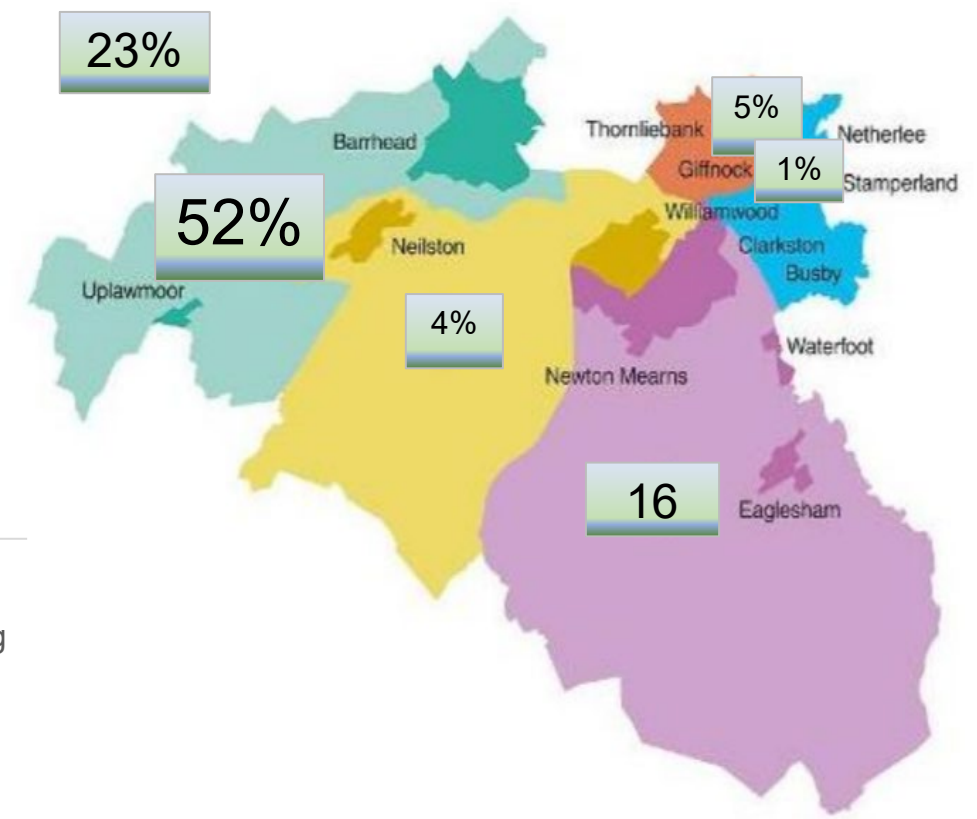
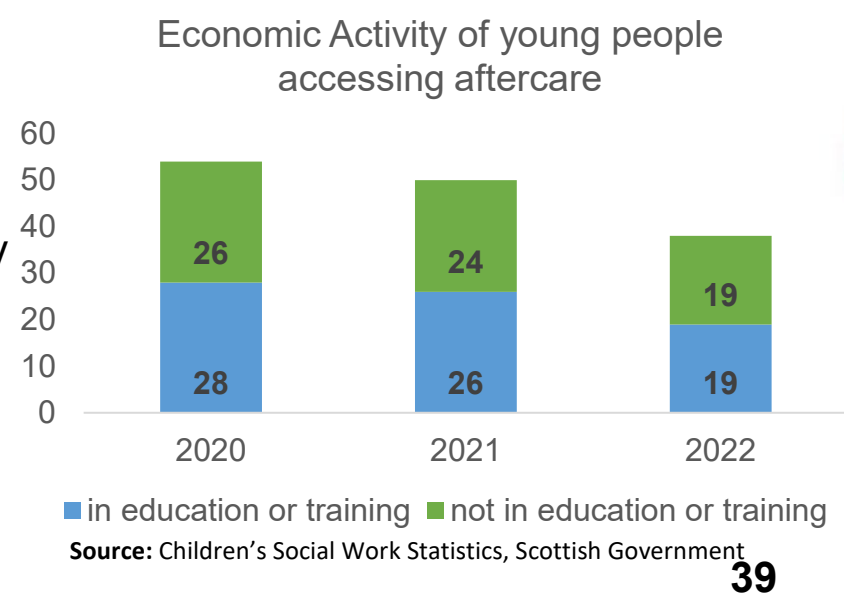
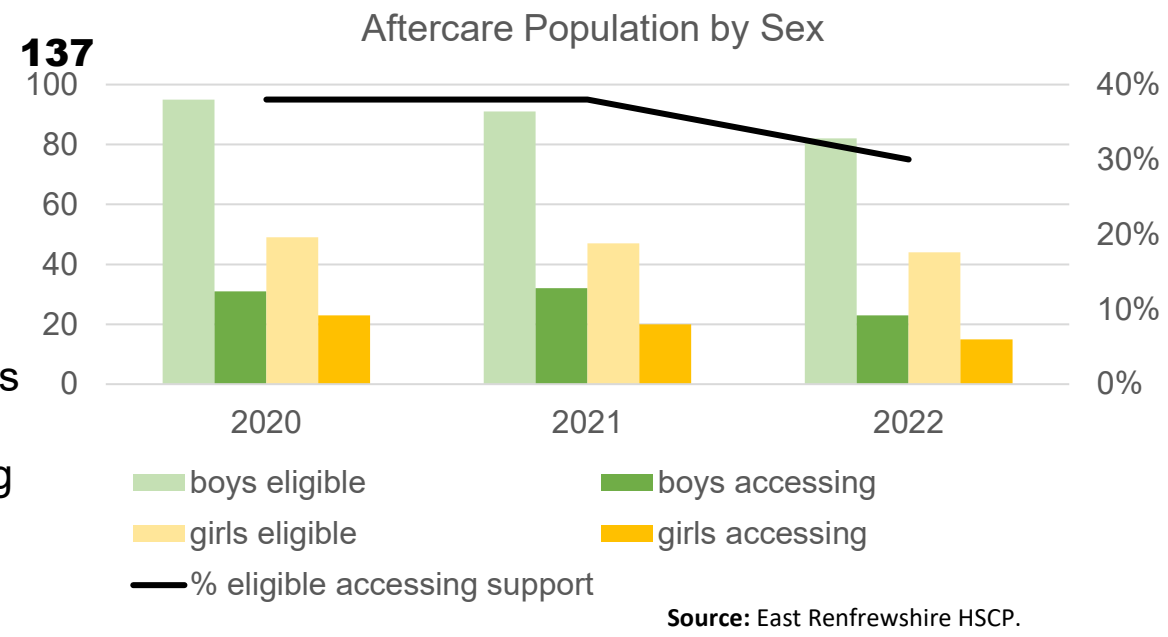
Since the mandate of the National Transfer Scheme in November 2021 the proportion of Unaccompanied Asylum Seeking Children (UASC) in our looked after population has risen significantly and is predicted to continue to increase.

Aftercare

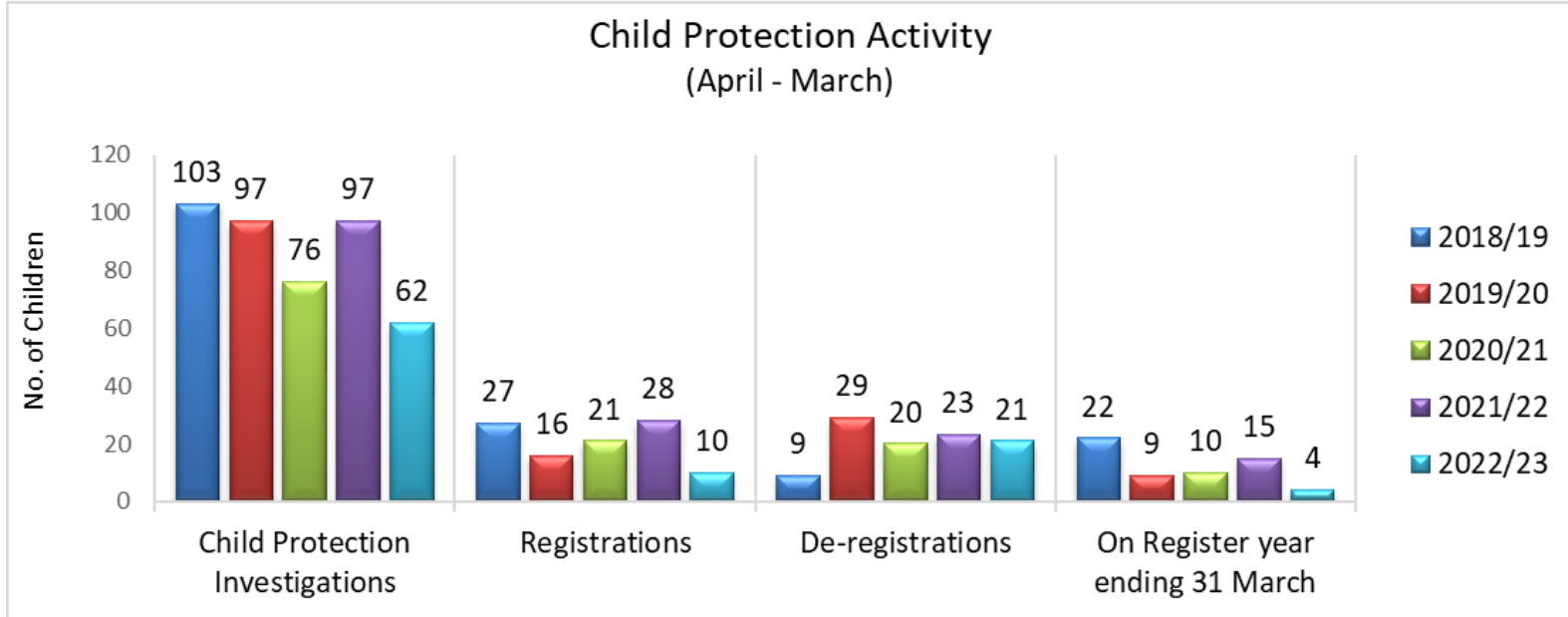
With continued focus on timeous intervention alongside improved confidence in our data, the aftercare population in East Renfrewshire has decreased and we expect it to continue decreasing across the next few years. In the last year we have seen a reduction in the proportion of young people accessing support. This is as a result of the increased support needs of our aftercare population during the pandemic which are now returning to pre-pandemic levels.

As part of work undertaken to improve transitions to adulthood for our care experienced young people, it was identified that more than half of our aftercare population live in the Barrhead area and almost a quarter live outwith East Renfrewshire.

The economic activity of young people accessing aftercare has remained relatively consistent in the snapshot data taken on 31st July each year. This is encouraging given the challenges of the past few years.



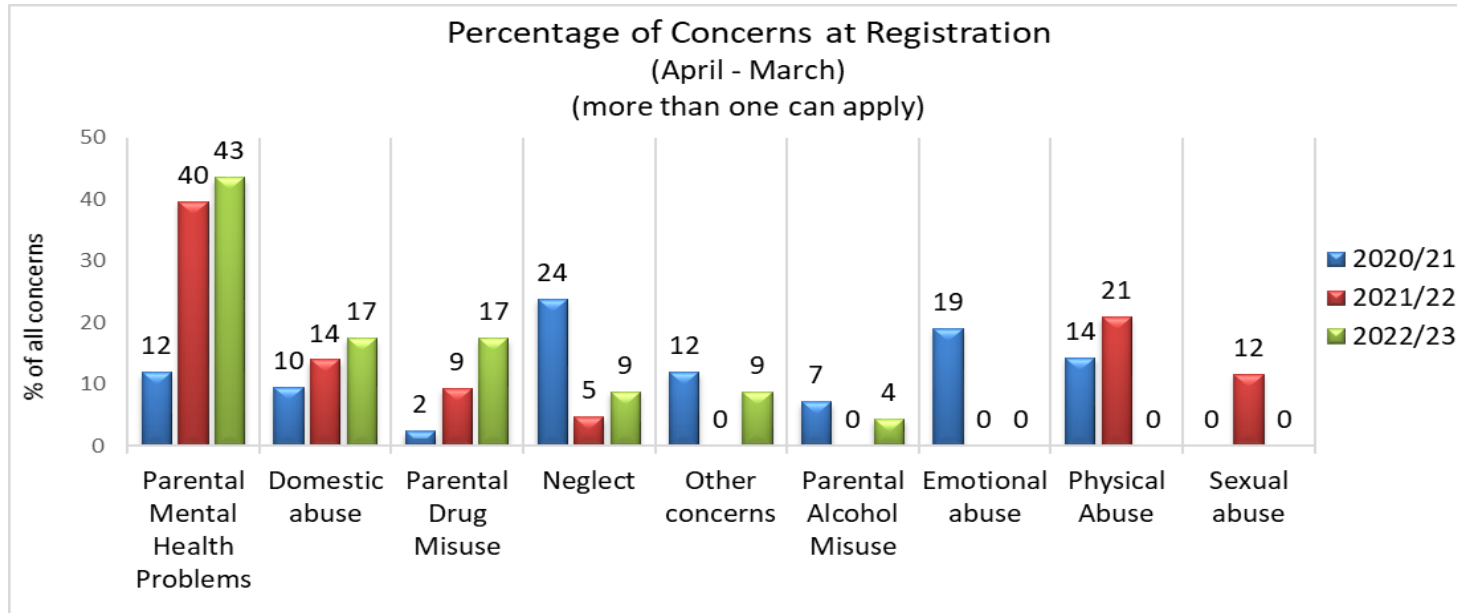
Child Protection



Source: East Renfrewshire HSCP
Note: A child may be counted more than once during the reporting period.

From 2018/19 to 2022/23 the percentage of children who were registered as a result of a Child Protection Investigation decreased from 26% to 16%.

Our total number of children registered in 2022/23 decreased from 2018/19. This decrease could be attributed to the ongoing implementation of the Signs of Safety approach allowing us to work with families in a more strengths based way. The data includes the whole of the COVID-19 pandemic and lockdown which may have had an impact on child protection registrations.



Source: East Renfrewshire HSCP

A child can be placed on the child protection register with more than one concern noted. Parental Mental Health is currently the highest concern at the point of registration followed by Domestic Abuse and Parental Drug Misuse.

Scottish Child Interview Model (SCIM)

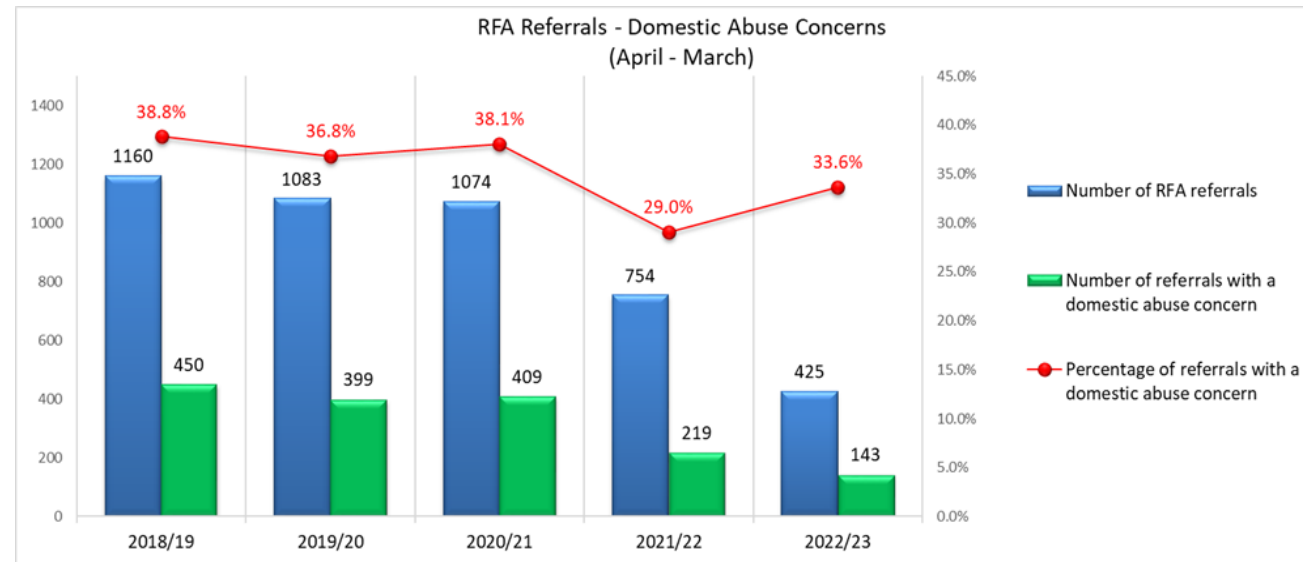
North Strathclyde Partnership which includes East Renfrewshire Council went live on the 10th August 2020. Children and young people are jointly interviewed by a trained social worker and police officer under the new Scottish Child Interview Model. During the first two years of operation 94 children who were referred and reside within East Renfrewshire progressed to a joint investigative interview. The main primary concern across both years were physical abuse/assault, followed by offences under the Sexual Offences Scotland Act 2009 (SOSA), followed by domestic abuse. There were significant increases in year two in respect of these three concerns; 28.5% increase in physical abuse/assault, 77% increase in sexual offences under SOSA and 44% increase in domestic abuse.

Domestic Abuse

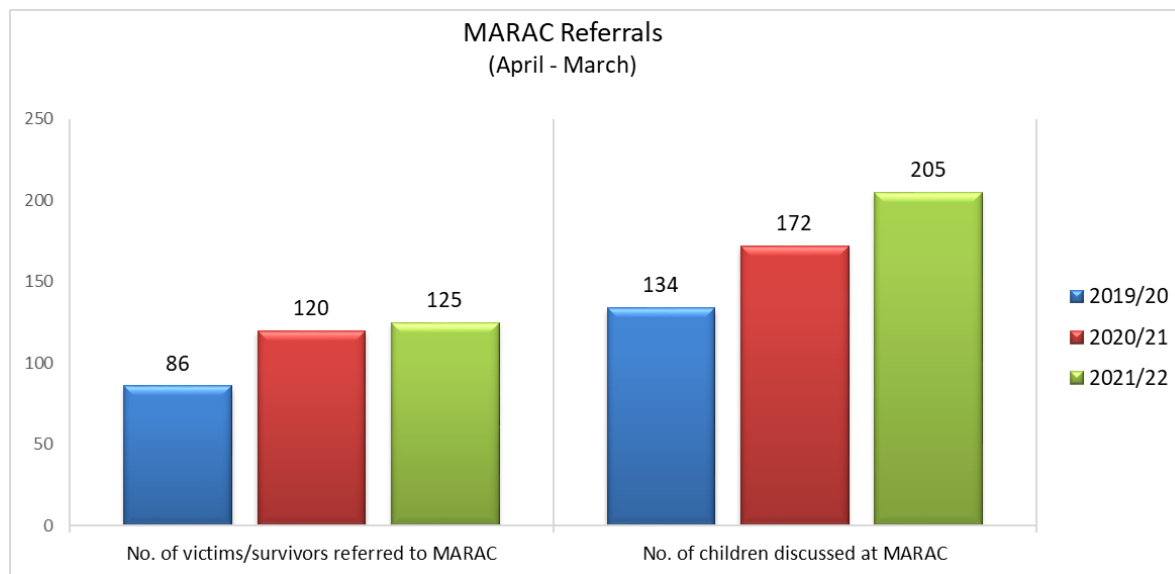
Request for Assistance (RFA)

Domestic abuse remains the main concern for referral to the Request for Assistance Team which screens all new referrals into Children's social work services. Across each of the five years, domestic abuse was noted as a primary or secondary concern for 38.8% of referrals (2018/19), 36.8% (2019/20), 38.1% (2020/21), 29.0% (2021/22) and 33.6% (2022/23). This overall reduction mirrored the reduction in referrals to RFA. The number of domestic abuse enquiries has increased from 130 (2021/22) to 313 (2022/23) an increase of 140.8%.

140



Source: East Renfrewshire HSCP



Source: East Renfrewshire HSCP

Multi Agency Risk Assessment Conference (MARAC)

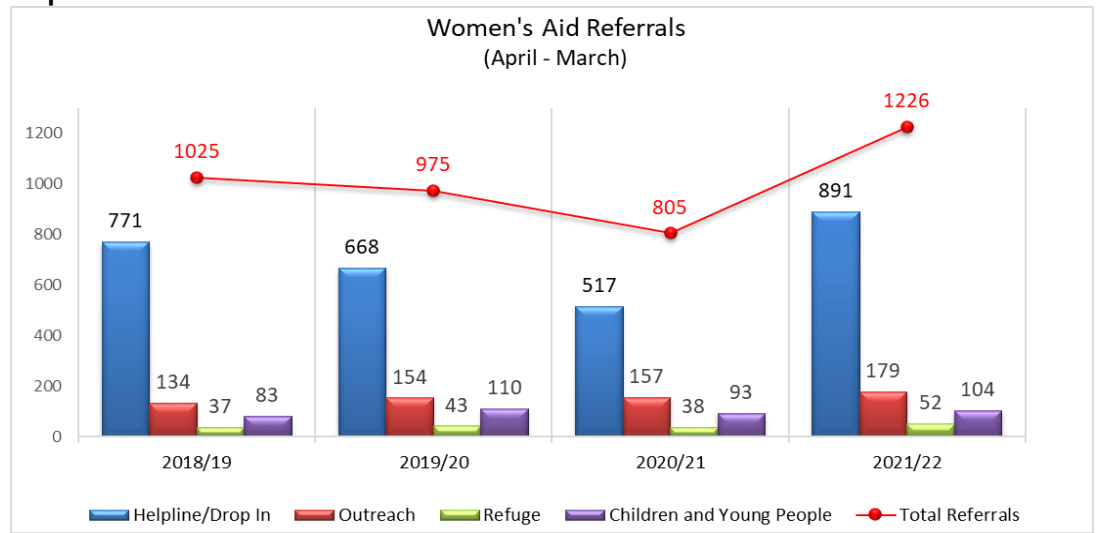
Referrals to MARAC for women and children have increased significantly over the last three years of operation (31% women and 53% for children respectively). This increase reflects that core agencies are more aware of MARAC and the referral process. Police Scotland remained the main referrer, followed by Children and Families Social Work, Women's Aid, ASSIST and then Adult Social Work. Of the 205 children discussed at MARAC in 2021/22, 27% were under the age of 5 years-including Pre-Birth, 43% were aged between 5-12 years, 21% were aged between 13-15 years and 9% were aged between 16-18 years.

Women's Aid

The demand for refuge, outreach support, children and young people's support and advice/drop-in has increased significantly over the last four year period 2018/2019 to 2021/2022. Referrals across the Woman's Aid service during this period increased by 15.6% in helpline/drop in, 33.6% increase in outreach, 40.5% increase in refuge, 25% increase in children and young people and 19.6% increase in the total referrals.

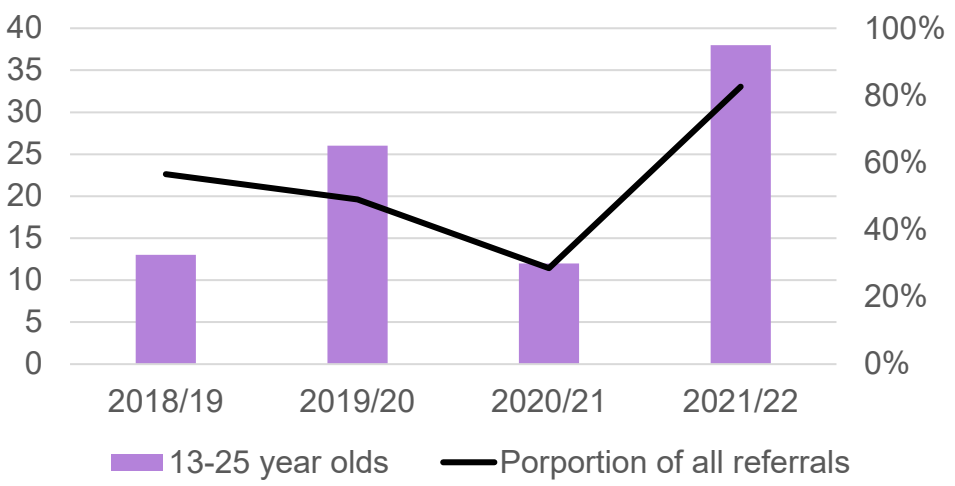
The increase in demand post COVID-19 was particularly significant, Women's Aid supported 1226 women and children across the service compared to 805 during the same period the previous year which represents a 52%. This is an increase of 72% in duty and helpline contacts, 37% increase in refuge and support, 14% increase in outreach and a 12% increase in support for children and young people.

Women's Aid reported an increase in complex trauma, mental health issues, alcohol dependency and child contact issues. The service is supporting children with a range of needs and vulnerabilities including anxiety, self-harm, eating issues, autism and behavioural problems. Waiting times for refuge continue to be an issue for women and children with lack of available temporary accommodation and longer waiting times impacting on refuge availability and turnover.



Source: Women's Aid

Rape Crisis Referrals



Source: Rape Crisis

Rape Crisis

The total referrals to Rape Crisis for 13-25 year olds in respect of rape and sexual assault increased by 192% from 13 to 38 between 2018/19 and 2021/22.

The impact of the pandemic on referrals is seen acutely, with both a drop in the number of referrals and associated decrease in proportion of referrals, specifically from the 13-25 age group. In the year 2021/22 more than 80% of all referrals were from 13-25 year olds.

BLANK PAGE



Appendix 2

Views and Experiences of the Children and Families of East Renfrewshire

BLANK PAGE

What you told us we are getting right?

"I liked opening up and talking in an environment that I felt safe in and that I felt like I was actually being listened to"

Healthier Minds Feedback

98% of **family first service user feedback** said they would recommend the service to a friend.

"Money advice was really helpful, gave good advice and supported me very well, but they could be more involved with care experienced young people"

Pathway Planning Informal Consultation

Viewpoint responses of children known to social work show that:

- 5-7 year olds feel there is an adult at school who will help if they ask (95.5% average score)
- 8-15 year olds feel safe where they live now (96.5% average score)
- Young people aged 16+ have a place to go when they feel unsafe (91% average score)

"My family nurse has always listened to anything I've had to say whether that is a small thing or a big thing and has always allowed me to voice my opinion on different things without judgement." **Family Nurse Partnership Service User Feedback**

- "Realised that autism can enhance possibilities"
 - "There is ways of learning to look at it from a different point of view. Ways of coping."
- Cygnets Programme Feedback**

"It's a good wee thing, to understand your children a wee bit better..."

...We talk as like a group, we all talk about own experiences and stuff like that...

...Whereas we've learnt to calm down and kinda take a better approach to things will maybe solve it quicker for you."

Intensive Family Support Team Dad's Group Feedback

"The Friday night youth club is better than hanging about the streets, it's fun to be a part of and it's a safe place to go and relax with your friends. It has a good impact on my mental health, I feel more secure in myself, and it helped me get my life on track. They [youth workers] have a laugh with you, help us open up and have someone to talk to. I don't feel judged. Youth workers have time to build relationships with us and they want to hear our opinions. Everyone is treated equally and you feel like you are being treated like an adult." **CLD Youth Work Young Person Feedback**

Pupils recognised that East Renfrewshire's schools are of high quality and that this has a very positive impact on individuals, families and communities across the Council area; their concern was about the long-term impact of some of the potential savings options. They placed a high priority on protecting elements focused on those most in need. There is a strong sense of fairness and desire to protect support for pupils with Additional Support Needs. **Dedicated Budget Panel Event for Secondary school pupils**

Women's Aids confidentiality and support system highlighted as extremely positive experience for service users
Equalities, Participation and Consultation Session

Education is the “Jewel in the Crown” of East Renfrewshire and a significant motivator for people to wish to live in the area **Parent Council Consultation 146 Budget Planning 2023**

Relationships are really important
SAC pupil consultation

“I’ve had good experiences with Family Firm, they are helpful and kind and they listen to you... Family Firm has been a great deal of help with finding me a job and getting me prepared for it” **Pathway Planning Informal Consultation**

“I am so pleased my son is taking part in this programme. I can’t support him with these things and I know he really enjoys it and is trying hard to be more responsible.” **CLD Safer Choices Youth Work Parent Feedback**

“He is a different child from when we first referred him to the healthier minds service”
Healthier Minds Feedback

“The happiest part was getting the keys, pretty chuffed when I realised it was all mine.” **Housing Consultation**

Almost all parents/carers said they feel their child/young person is treated fairly and with respect **ASL Review**

“I’m involved with Children 1st and they give me a chance to speak and they’ll help me. Children 1st would take me out and try and get to know me, what I like and what I don’t like. Now I feel like I’m a lot smarter and I’ve got better life choices now.” **Young person feedback to the**

- “Thank you for seeing him so quickly”
 - “I’ve noticed a big improvement in her ability to manage her emotions”
- “We can’t thank you enough, you have been such a support to us. He doesn’t trust people easily, and said he felt so supported yesterday” **School Nursing Feedback**

- “Respite allowed them to do things they don’t normally get the chance to do. Also met other young carers”
 - “Opened a whole new world to him”
- “He has really enjoyed himself, made some new friends and just come home from the trips feeling a bit lighter”
Carer’s Centre Feedback from parents

“The health visitor provided excellent support and signposted for other services. Always feel that nothing is too much trouble”
Health Visiting Parent Feedback

95% of all multi-agency staff respondents agree or strongly agree that they are proud of the contribution they are making to improve the well-being of children and young people at risk of harm and their families.
Joint Inspection Staff Survey 2022

100% of children completing **Who Cares Scotland? End of Task Feedback** felt their voice and choices had been heard.

“Family First has helped me hugely. I have found the service extremely helpful. Having Bilingual Support translate has helped me offload fully and express myself freely. I have been understood and my needs met fully. Having someone to talk to and listen and give advice has meant a lot to me especially with the difficult dilemma I was going through. Having this service available gave me a huge piece of mind.”
(Translated by Bilingual Support Worker due to significant language barrier)
Family First Feedback from English as an Additional Language Family

What you told us we could do differently?

We don't always want to be referred to a 'specialist service' and instead want class teachers, janitors, peers and the whole school community to feel confident to let us talk about mental health

"Having the same Health Visitor particularly when I had mental health issues" **Health Visiting Parent Feedback**

"I'm more confident because I know that she's [my support worker] always there, she's like a safety net." **Parent Feedback to the joint inspection**

What we need from mental health services **ER Youth Voice and Champions Board Mental Health Working Group**

A relationship based approach to services – connect with peers and adults

"People just need to not be scared to access it and I think it's the whole thought of, they're going to take your kids that needs to be gone and then I think you'll find that more people would reach out and ask for help." **Parent feedback to the joint inspection team**

- "Having more info, other young people to talk to, it was very lonely and scary, I just drifted away from school."
 - "Being listened to and planning, having choices. Talking to people."
 - "It felt like it happened suddenly. It was really fast and I didn't have enough time to get ready."
- Transitions to Adulthood Consultation with Service Users**

Healthier Minds and the School Nursing Service do not meet the needs of older care experienced young people and neither does their GP or Adult Mental Health Service so they have no access to a suitable service

A new approach to dealing with self-harm that is less reactive

Understanding of individual needs, not one size fits all

Barriers experienced by English as an additional language (EAL) families **shared with Family First-**

- Telephone and email support can be intimidating
- Isolation is often greater and so it is harder to find out about supports, services and funding through 'Word of Mouth'
- Many departments are not able to offer translation services and many families make errors due to lack of understanding questions or do not engage, therefore missing out on important information and supports.
- Families with significant language barriers may speak English at a basic level but may not read or write English very well making them hard to reach in relation to promotional materials. These families have communicated that they then feel disappointed that they were not aware of an event at school or a deadline for an appointment.

- A few pupils highlighted the importance of making sure other children and parents understand what it is like for children who have an additional support need
 - A few pupils in mainstream schools said they did not always feel involved in the life of the school and want their school to do more to include them.
- ASL Review**

- "Sufficient support but not the right support."
 - "Everybody else had control over what was happening to me."
- Housing Consultation**

A need for more individual support and more understanding and respect for pupils' circumstances. **SAC pupil consultation**

“There is a lack of basic training for teachers in how to manage children with autism, there needs to be more training for teachers and improve teachers’ communication with children with autism and how they deal with children when there are issues to ensure the child feels safe and secure in school. Educate teachers in the basics of what autism is as it would appear to myself and my child that some teachers have no or very little knowledge of autism. This lack of knowledge stems from senior management to class teachers from personal experience when dealing with issues regarding my child. There should be training on how to care for children when they have a meltdown, to minimise this and not exacerbate it.” **ASL Review Parent/Carer Feedback**

Support Needs of families supported via Parentline

- Education worries
- Emotional wellbeing concerns
- Family relationships
- Challenges supporting someone with a disability
- Domestic violence
- Financial worries
- Physical health and illness
- Relationships with wider network, community and others

“Young people living outwith ERC that are being cared for by the authority are being completely neglected by services”

Pathway Planning Informal Consultation

40% of respondents feel that current provision of after school care meet the childcare needs of their family ‘not at all well’
Consultation on out of school care and holiday provision for children with complex additional support needs

148

- “Ask us about the young person we care for”
- “Ask about all the family members who might need support - transition can be difficult for the whole family”
- “...use carer knowledge in a positive way. We want to be asked about our young person, be listened to, heard, not dismissed”

Transitions to Adulthood Consultation with Service Users

- “Need better identification [of neurodiversity] in preschool”
- “Service waits for diagnosis too long”
- Cygnet teenager/puberty/adulthood course

Cygnet Programme Feedback

Less than half of the pupils consulted indicated that they enjoyed Out of School Care (47%) and holiday (45%) clubs -
Adapted visual version of the consultation

“Can Family Firm and MART join up more?”
Pathway Planning Informal Consultation

Viewpoint responses of children known to social work show that:

- 5-7 year olds struggle with waking up during the night (54.5% average score)
- 8-15 year olds don’t go to clubs, activities or events in their local area (30.29% average score)
- Young people aged 16 + don’t know how to get emergency help to pay for water, electricity or gas bills (45% average score)

Uniform is the cost that is most challenging for families to meet.
Cost of the School Day Evaluation

There were significant concerns raised about reducing the length of the school week for primary with the impact this would have on attainment and childcare **Public Consultation on Budget Planning 2023**

Ideas for the next 3 years...

Future Healthier Minds sessions on wellbeing, post school transitions, dealing with panic attacks, teenage refusal behaviours, emotion regulation, social anxiety, self-care, online safety, social skills development

Better use of community resource and peer support

"I don't know why but it's always other parents who are the most help" - *Transitions to Adulthood Consultation with Service Users*

"More community groups please" - *Service Improvement suggestions from What Matters to You Day*

Individualised Support

"It needs to be about the individual, not just the collective" - *Housing consultation with young people*

Addressing inequalities

Digital inequality in particular - *SAC pupil consultation*

Enhancing feedback loops – improving communication with families

"Instead of relying on social work to make the referral to services... can **services reach out** directly to care experienced young people?" - *Pathway Planning Informal Consultation*

Raise awareness of support available and the need for wellbeing and trauma recovery support and targeted prevention work in schools, particularly with young men - *Parents Supported by East Renfrewshire Women's Aid*

BLANK PAGE