

Business Operations and Partnerships Department

Director of Business Operations & Partnerships: Louise Pringle

Council Headquarters, Eastwood Park, Giffnock, East Renfrewshire, G46 6UG

Phone: 0141 577 3000 Fax: 0141 577 3129

website: www.eastrenfrewshire.gov.uk

Date: 8 September 2023

When calling please ask for: John Burke (Tel. No 0141-577-3026)

e-mail: john.burke@eastrenfrewshire.gov.uk

TO: Councillors O O'Donnell (Chair); A Anderson (Vice Chair); C Bamforth; D Devlin; K Pragnell; and G Wallace.

CABINET (POLICE & FIRE)

A meeting of the Cabinet (Police and Fire) will be held in the Council Chamber, Council Headquarters, Eastwood Park, Giffnock on **Thursday, 14 September 2022 at 10.00am.**

The agenda of business is as shown below.

Louise Pringle

L PRINGLE

DIRECTOR OF BUSINESS OPERATIONS & PARTNERSHIPS

AGENDA

1. **Report apologies for absence.**
2. **Declarations of Interest.**
3. **Police Scotland - Performance Report for the First Quarter of 2023/24 - Report by Divisional Commander (copy attached, pages 3 - 4).**
4. **Scottish Fire and Rescue Service (SFRS) - Performance Report for the First Quarter of 2023/24 – Report by Group Commander (copy attached, pages 5 - 14).**

This document can be explained to you in other languages and can be provided in alternative formats such as large print and Braille. For further information, please contact Customer First on 0141 577 3001 or email customerservices@eastrenfrewshire.gov.uk

A recording of the meeting will also be available following the meeting on the Council's YouTube Channel <https://www.youtube.com/user/eastrenfrewshire/videos>

BLANK PAGE

Keeping People Safe in ³ East Renfrewshire

Introduction



As Local Police Commander for East Renfrewshire, I am pleased to provide this report relating to our performance and policing priorities for Q1 of the financial year 2023-24. The information contained within this report allows us to provide an overview of the challenges we faced and successes we delivered over this first quarter.

This quarter brought with it good weather and a return to high footfall in our public spaces. We have also seen a marked increase in demand with the total number of incidents across East Renfrewshire increasing by 12% compared to last year. This increased activity along with reduced capacity across all public sector organisations has seen us work hard with our partners in East Renfrewshire to focus our resources to address the greatest threats and risk of harm to people and communities.

I am extremely proud of the dedication and professionalism shown by all. We continue to move forward with innovative local initiatives such as our campus officer outreach programme and our wider public health approach to policing to mitigate risk and deliver best value.

Public Protection

Local Policing Priority: Crime (Sexual Offences)

There were 40 Sexual Crimes recorded this quarter which is slightly lower than the same period last year. We have seen a decrease of offences in the categories of Rape and Attempted Rape along with Indecent and Sexual Assaults. We have seen an increase in Communicating Indecently and Threatening / Disclosure of Intimate Images.

We continue to highlight the risk and harm of sextortion and inappropriate communications through our social media messaging and Campus Officer inputs.



Local Policing Priority: Crime (Violent Crime)

Targeting domestic abusers and supporting victims is a policing priority in East Renfrewshire. The number of criminal domestic abuse incidents has reduced by 4% this year. Our domestic abuse related crime detection rate has increased by 6% to 54%. We continue to maintain a 100% success for our domestic bail check 24 hours compliance rate. These checks along with other robust policing measures have resulted in 13 offences being detected whereby offenders have been caught breaching domestic bail conditions.

East Renfrewshire

Local Police Plan (2023-2026)

Quarterly Report 2023/24 Q1: April to June 2023

Acquisitive Crime

Overall Housebreakings have increased slightly for this period compared to last year. There have been 5 additional offences bringing the total for this quarter to 34. A third of these offences were successfully detected. Every Housebreaking is one too many, however it should be noted that Housebreakings are 27% below the 5 year average for this period. We continue to take every opportunity to promote home security within our communities and to tackle offenders that are identified.



Theft of high value motor vehicles is a subject of concern for many residents in East Renfrewshire. Whilst this has been a significant issue nationally I am happy to report that motor vehicle crime in East Renfrewshire is down 6 percent overall for this year. Theft of motor vehicles are down 17%, however Theft from motor vehicles left insecure increased from 5 to 12. We take every opportunity to reinforce the message of securing property to deter opportunist theft.

Local Policing Priority: Crime (Crimes of Dishonesty)

Fairer East Ren Plan: Reducing social isolation, loneliness & increasing safety

The total number of Crimes of Dishonesty in East Renfrewshire has increased slightly this quarter compared to the same period last year. Whilst we have seen a 3% increase in the total there has been a decrease in other Group 3 crimes and Common Theft.

Fraud offences have returned to mirror national figures by increasing during this quarter. Whilst they have increased there are only 14 additional offences this quarter compared to the same period last year bringing the total to 78.

Also following a national trend we have unfortunately seen an increase of offences in the category of Theft by Shoplifting. There were 75 offences recorded, which is an increase of 23 compared to this period last year. Over 40% of Theft by Shoplifting offences have been successfully detected during this period.



Violent Crime

Local Policing Priority: Crime (Violent Crime; Disorder & Antisocial behaviour)

Fairer East Ren Plan: Reducing social isolation, loneliness & increasing safety



There has been an increase in Non-Sexual Crimes of Violence for this quarter. There have been 36 offences recorded for this quarter which is up from 24 last year. We see the highest percentage increase in the category of Serious Assaults which has climbed to 9 offences this year of which 7 have been successfully detected. Analysis has shown that there is no overt pattern or connections across these Serious Assaults and the number of offences is still 14% lower than the 3 year average.

Recorded offences relating to offensive or bladed weapons has also increased. There were 36 offences recorded which is 7 higher than last year. We continue to target violence hotspots to reinforce our enforcement and prevention message.



Anti-social behaviour & Disorder

The number of complaints regarding disorder have remained stable at 657 which is a 0.3% increase from the same period last year. This number is substantially lower than the 1390 incidents recorded for the same period in 2020/21. The number of hate incidents and hate crimes recorded in East Renfrewshire has reduced by 29% and 48% respectfully. We work closely with our diverse communities to identify issues and to address them quickly.



Local Policing Priority—Crime (Disorder & Antisocial behaviour)

Fairer East Ren Plan—Reducing social isolation, loneliness & increasing safety

We are applying a significant focus on Fire-Raisings this year. Some of the fires this quarter have been reported near to or on school grounds. This quarter has seen the number of Fire-Raisings increase to 18 from 9 last year. Our Campus Officers are working with the Education Department, Youth Services and colleagues in the Scottish Fire and Rescue Services to implement a multi-agency approach. This approach is focused on early intervention and education and will also see an interactive programme led by the Scottish Fire and Rescue Service being added to our new October outreach initiative.



Drug Dealing & Use

Local Policing Priority: Crime (Drug Supply & Manufacture)

Fairer East Ren Plan: Reducing social isolation, loneliness & increasing safety

Drug Crime Offences recorded for this quarter sit at 48, which is a 7% increase on last year with 98% of offences successfully detected. We have recorded an increase in the Supply of Drugs Offences, with 5 recorded this quarter.

We continue to work in partnership with East Renfrewshire Alcohol and Drug Partnership to tackle public health issues associated with drug use and to support the mobile harm reduction unit by signposting those in need.

Please be aware that the data provided in this report is for information purposes to allow Board Members to conduct their scrutiny responsibilities.

Due to year end reconciliation processes it is not appropriate that the figures referred to in the report are used as official statistics.

CRIME

Our Area of Focus: Violent Crime

Violent crime continues to be a concern for our communities and our officers have dealt with a number of violent offenders in the first quarter of this year. In April, a 24 year old woman was assaulted and found injured outside a property in Barrhead. Three males aged 19 and 21 were identified as being responsible, arrested and charged.

During this quarter, our community officers carried out proactive patrols, addressing community concerns in relation to disorder and violence. They identified and arrested a 26 year old male within the Barrhead area after he was found in possession of a knife within a public place.

Following reports of a 43 year old male having been assaulted and threatened in June, extensive investigation identified a 63 year old female and a 32 year old male as responsible, both were arrested and charged.

Our Area of Focus: Drug Supply and Manufacture

The first quarter of 2023-24 has seen some significant seizures of controlled substances. We continue to act upon intelligence and undertake proactive patrols which are a key part of our activity in reducing harm in our community.

In April, officers stopped the driver of a vehicle within the Local Authority area under misuse of drugs legislation. The 21 year old male driver was arrested for failing a roadside drug swipe and charged with road traffic offences and possession of controlled drugs.

In June we assisted officers from our Serious and Organised Crime Unit who had attended an address in the Barrhead area in order to execute a search warrant. A 36 year old male was arrested after significant drug and cash recoveries were made with a street value of approximately £10,000.

Our Area of Focus: Crimes of Dishonesty

Our focus remains on protecting the most vulnerable people in our communities. We continue to work with our partners in specialist departments such as Trading Standards and our Economic & Financial Investigation Unit to ensure a high quality approach to investigating these crimes as well as protection and support to victims, businesses and wider community. During this quarter, officers investigated a large scale fraud involving a Giffnock business being defrauded of monies to the value of over £100,000. Throughout the lengthy and complex investigation, the victim was supported by our specialist investigation unit as well as local policing. The collaboration between local and specialist officers with our partners in the banking industry and other UK Police Forces, saw the victim being refunded the funds. The victim was so pleased with the police investigation and professional conduct of all involved that he wrote to our Chief Constable praising them.

PROTECTING VULNERABLE PEOPLE

Our Area of Focus: Vulnerable Road Users

Police Scotland will work in partnership to influence driver and road user behaviour, reduce road casualties and detect and deter all types of criminality on our roads.

We work with a range of partners and specialist Road Policing Officers work within East Renfrewshire to target criminality on our roads. In April, a 30 year old male was charged with careless driving after being found driving in excess of the speed limit on the M77.

In May, a 34 year old male was charged with various road traffic offences after being observed by officers within the Clarkston area driving a vehicle in such a condition that it was dangerous to other road users.

Our Areas of Focus: Domestic Abuse— Adult Protection—Child Protection

In September 2022, East Renfrewshire was chosen to take part in a Custody Court pilot scheme whereby all key evidence in relation to domestic crimes would be presented to the Crown Prosecution & Fiscal Service at the very start of legal proceedings. This would allow evidence to be reviewed and outcomes reached much sooner in order to protect and support victims and witnesses and avoid delays. In this quarter, 90% of reported cases were concluded via this process meaning victims and witnesses did not have to endure giving evidence at court or being impacted by court attendance. The success of this pilot is now being measured with a view of it being rolled out nationally across all other areas.

Police Scotland's strategy to tackle violence against women and girls was presented to the SPA in Q4 and was subject to final approval in Q1. There are a number of proposals within the strategy and we continue to work together with our partners within East Renfrewshire Violence Against Women & Girls group to tackle this issue and create a society free from violence, abuse, harassment and exploitation.

Our Areas of Focus: Young People

Across our partnership approach we believe that it is important to understand the issues and root causes that impact on our young people. The establishment of a bespoke tactical group involving a range of partners including colleagues from Community Safety, Youth Services, Education and Health & Social Care Partnership has seen positive steps and activities being set up to address a variety of developmental and anti-social behaviour concerns. Our campus officers took part in a number of activities to support young people in their life choices and to discourage anti-social behaviour as they embarked on their summer holidays. Through this interaction and exposure to new and different challenges we aimed to build self-esteem, confidence and social skills. We continue on this theme into Q2 and the year ahead.



CONCLUSION

As the Local Policing Commander for East Renfrewshire, I am pleased to present the Cabinet Report for the 1st Quarter of the year 2023/24.

As outlined in this Cabinet Report, East Renfrewshire is maintaining its place as one of the safest places to work and live in Scotland. Our multi-agency approach will be key to delivering and maintaining this environment as we move forward into a restricted financial environment. I have great confidence that the foundations and building blocks already in place within East Renfrewshire will give us a strong basis to deliver the best possible service for the communities we serve. Thank you for your continued support.

Chief Superintendent Mark Sutherland
Divisional Commander



**East Renfrewshire Performance Report
1st April 2023 - 30th June 2023**



SCOTTISH
FIRE AND RESCUE SERVICE
Working together for a safer Scotland

**Working together
for a safer Scotland**

East Renfrewshire Performance Report

Table of Contents

Local Fire and Rescue Service Plan Priorities	3
East Renfrewshire Activity Summary	4
Domestic Safety - Accidental Dwelling Fires	5
Domestic Safety - Accidental Dwelling Fire Casualties	6
Unintentional Injury and Harm	7
Deliberate Fire Setting	8
Non-Domestic Fire Safety	9
Unwanted Fire Alarm Signals	10

Local Fire and Rescue Service⁷ Plan Priorities

The Local Fire and Rescue Service Plan has been developed to set out the priorities and objectives within East Renfrewshire and allows our local authority partners to scrutinise the performance outcomes of these priorities. We will continue to work closely with our partners in East Renfrewshire to ensure we are all “**Working Together for a Safer Scotland**” through targeting risks to our communities at a local level.

The plan has been developed to complement key partnership activity embedded across East Renfrewshire Community Plan and associated Delivery and Thematic plans. Through partnership working we will seek to deliver continuous improvement in our performance and effective service delivery in our area of operations.

The Local Fire and Rescue Plan for East Renfrewshire identified six areas for demand reduction and is subject to regular monitoring and reporting through the Police / Fire and Rescue Committee. A summary of the priorities and current activity is detailed below with further detail and analysis contained within this performance report.

	Accidental Dwelling Fires	Accidental Dwelling Fire Casualties	Unintentional Injury and Harm	Deliberate Fire Setting	Non-Domestic Fire Safety	Unwanted Fire Alarm Signals
Barrhead, Liboside & Uplawmoor	4	1	0	28	0	15
Clarkston, Netherlee & Williamwood	3	0	2	5	1	13
Giffnock & Thornliebank	4	0	1	9	0	13
Newton Mearns North & Neilston	2	0	2	25	1	5
Newton Mearns South & Eaglesham	0	0	5	5	0	15

Total Incidents	13	1	10	72	2	61
Year on Year Change	-24%	-50%	11%	60%	-60%	-18%
3 Year Average Change	-2%	-40%	33%	2%	-7%	13%

About the statistics within this report

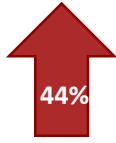
The activity totals and other statistics quoted within this report are published in the interests of transparency and openness. They are provisional in nature and subject to change as a result of ongoing quality assurance and review. Because all statistics quoted are provisional there may be a difference in the period totals quoted in our reports after local publication which result from revisions or additions to the data in our systems. The Scottish Government publishes official statistics each year which allow for comparisons to be made over longer periods of time.

- Activity levels have reduced by more than 5%
- Activity levels have reduced by up to 5%
- Activity levels have increased overall

East Renfrewshire Activity Summary ⁸



fires
primary &
secondary



special
services



false
alarms



299
total number of
incidents



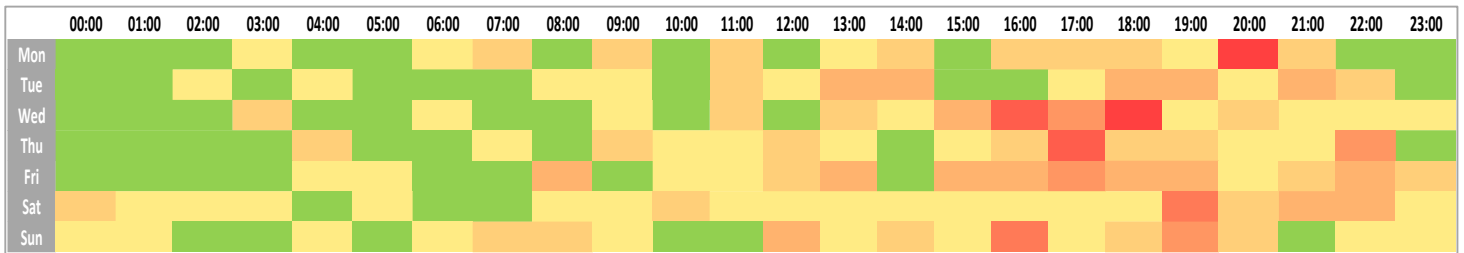
11
fire & non-fire
casualties



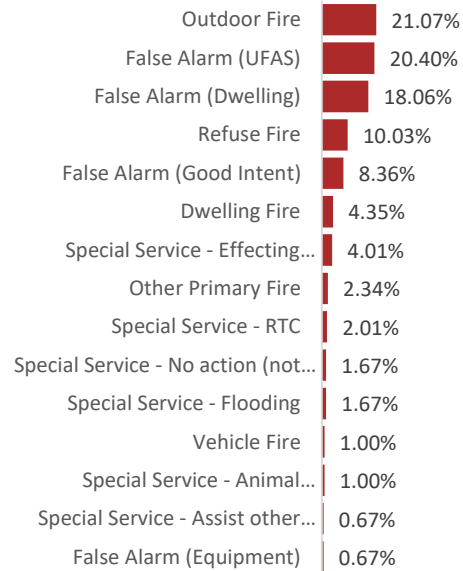
£120,170
economic cost of
ufas incidents

*data above is year on year change

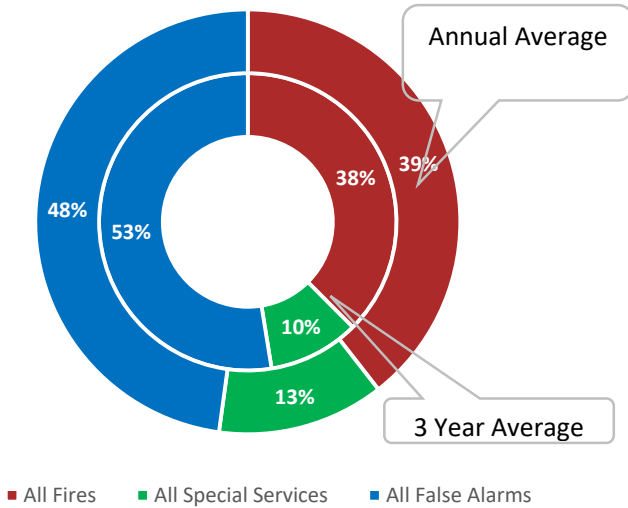
Activity by Time of Day



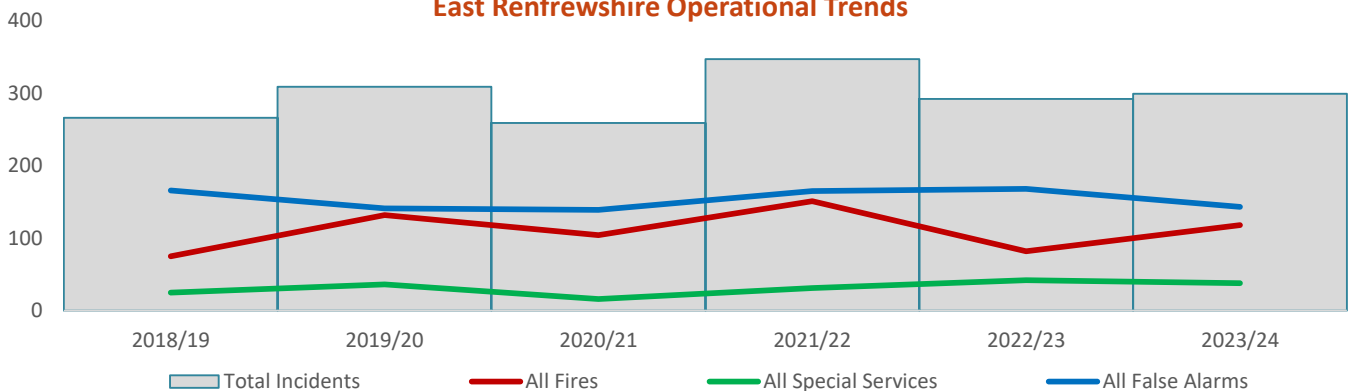
Top 15 Incidents Types by %



Incidents by Classification



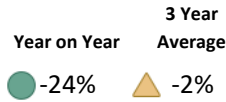
East Renfrewshire Operational Trends



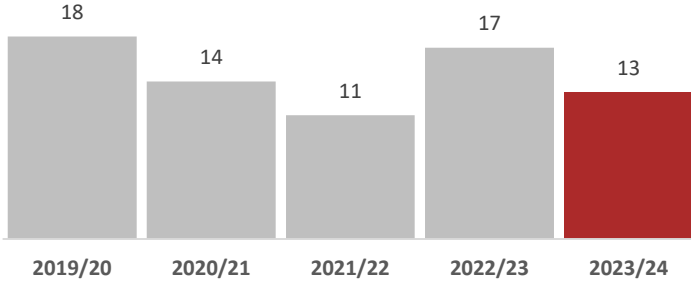
Domestic Safety - Accidental Dwelling Fires



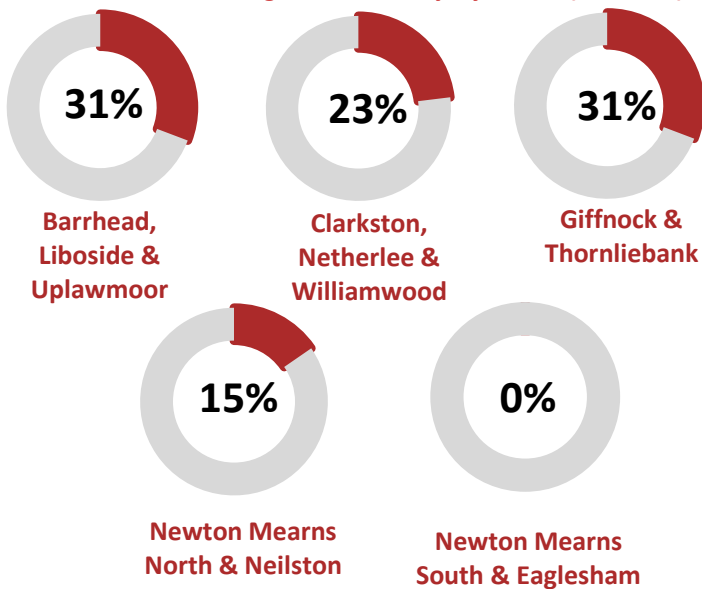
Performance Summary



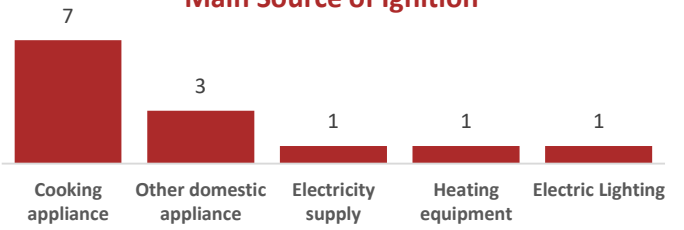
Accidental Dwelling Fires



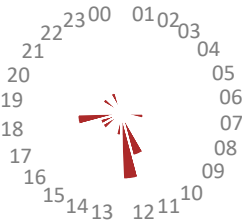
Accidental Dwelling Fires Activity by Ward (% share)



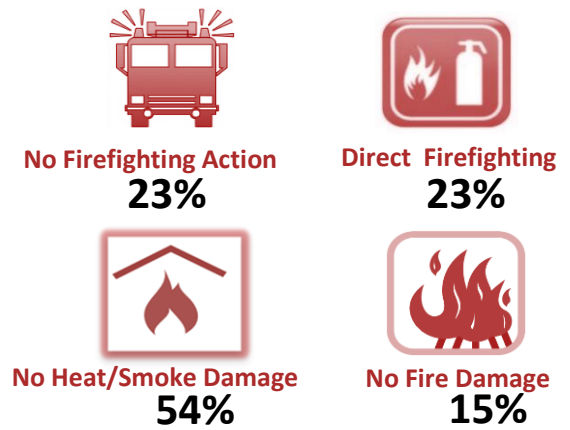
Main Source of Ignition



Accidental Dwelling Fires by Time of Day



Severity of Accidental Dwelling Fires



Human Factors



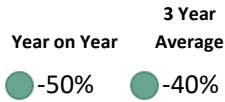
Automatic Detection & Actuation



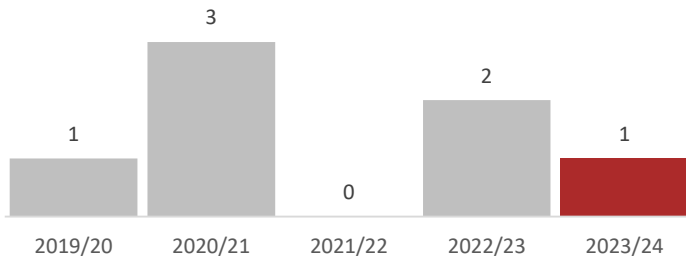
It is positive to report a reduction of 24% on the year on year indicator and a reduction of 2% over the 3 year average. It is also worthy of note that there was no firefighting action required in 69% of these incidents and that detection was present and raised the alarm in 78% of them. Distraction whilst cooking remains the main contributor of accidental dwelling fires and emphasises the importance of having suitable detection within the home.

Domestic Safety - Accidental Dwelling Fire Casualties

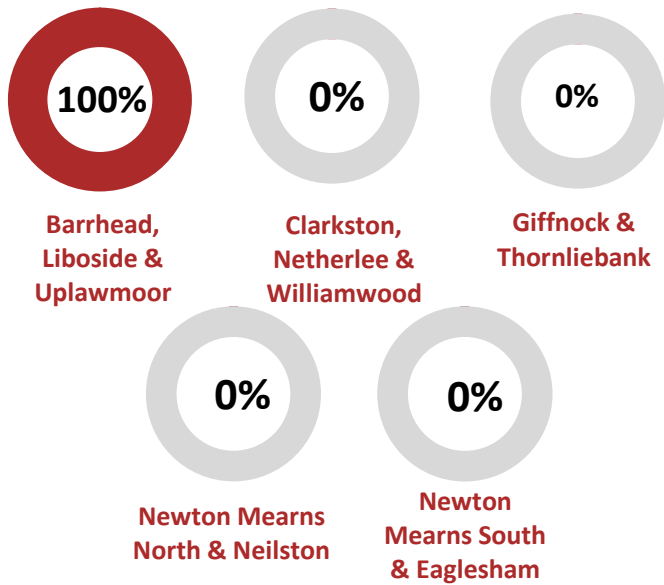
Performance Summary



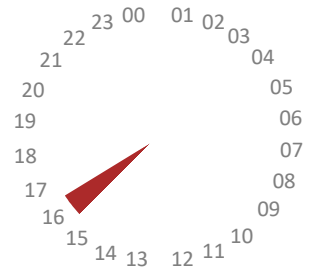
Accidental Dwelling Fires Casualties



Accidental Dwelling Fire Casualties by Ward (% share)

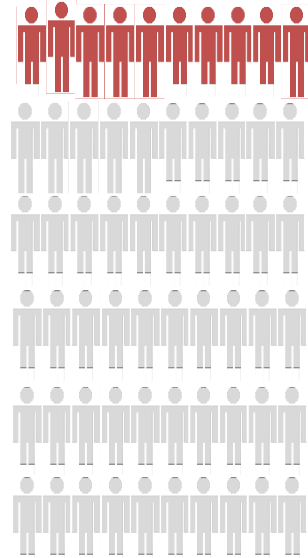


Fire Casualties by Time of Day



Nature of Injury

Overcome by smoke



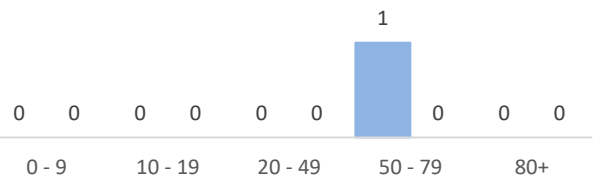
Extent of Harm



Male
100%

Age / Gender Profile

Female
0%



It is positive to report that there has been only 1 fire casualty in this reporting period which was an adult male who required first aid at the scene and did not require hospital treatment. This indicator also sees a 50% reduction against the same reporting period last year and a 40% reduction over the 3 year average. This again confirms the importance of having suitable early detection within the home to reduce injuries sustained from dwelling fires.

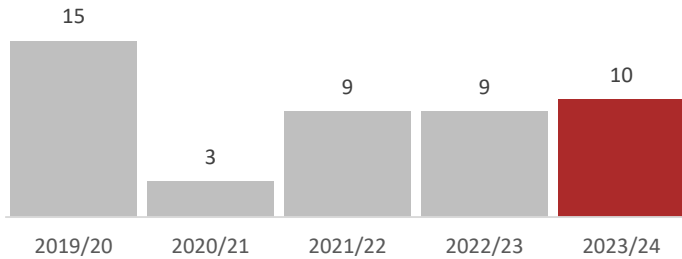
Unintentional Injury and Harm ¹¹



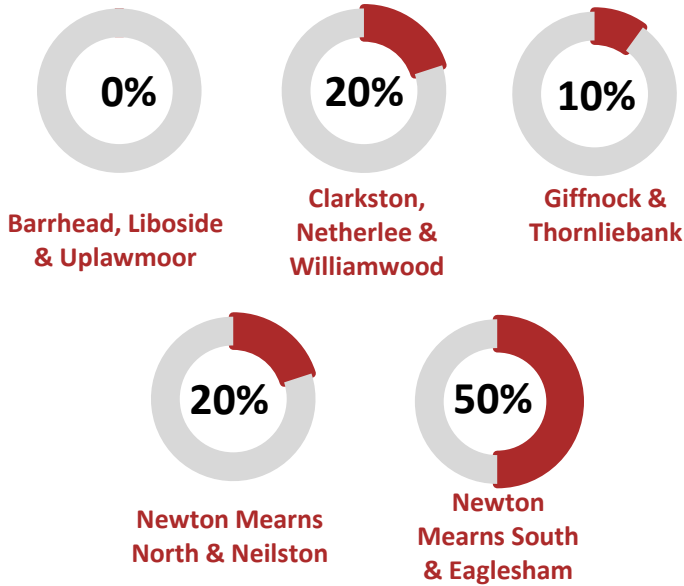
Performance Summary

Year on Year **11%** 3 Year Average **33%**

Non-Fire Casualties

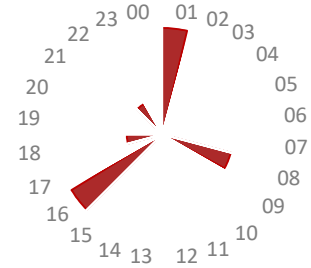


Non-Fire Casualties by Ward (% share)

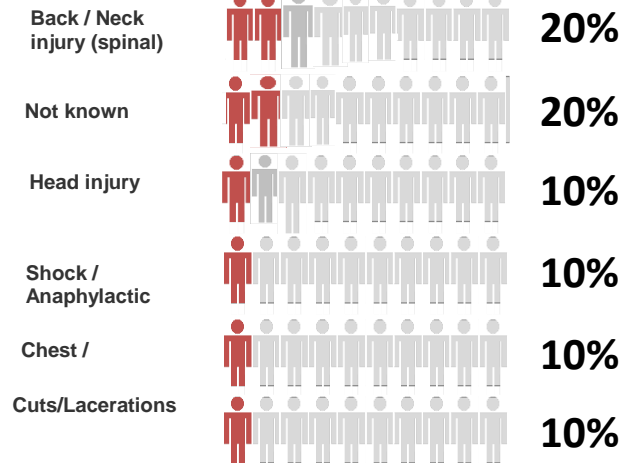


While there is only a slight increase of 11% on the year on year indicator it is disappointing to note that 90% of these incidents were Road traffic collisions. We also see an increase of 33% on the 3 year average however, it is important to note that this is against historical low figures.


Non-Fire Casualties by Time of Day



Nature of Injury



Extent of Harm



Non-Fire Emergency Activity

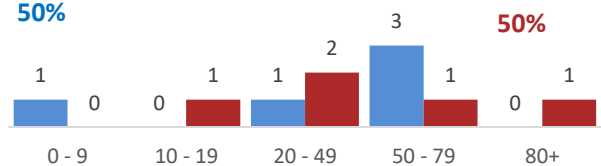


Male 50%

Age / Gender Profile



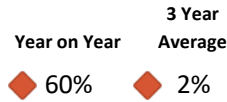
Female 50%



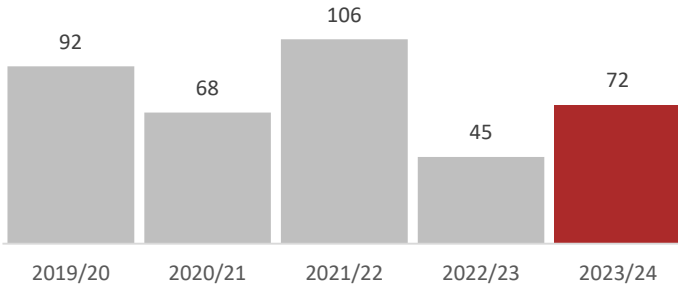
Deliberate Fire Setting



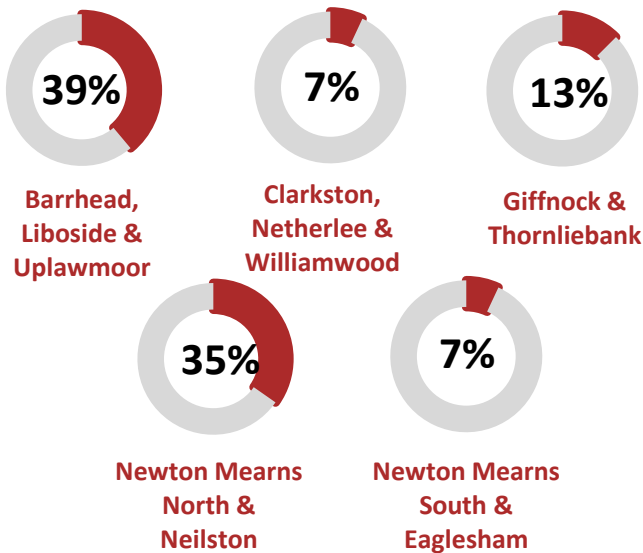
Performance Summary




Deliberate Fires



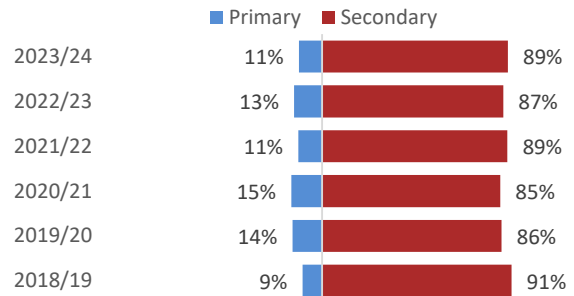
Deliberate Fires by Ward (% share)



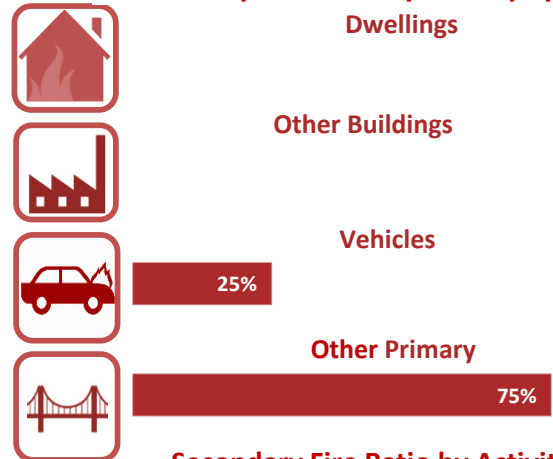
Deliberate Fires by Time of Day



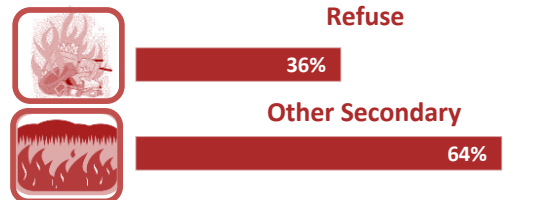
Deliberate Fires by Classification



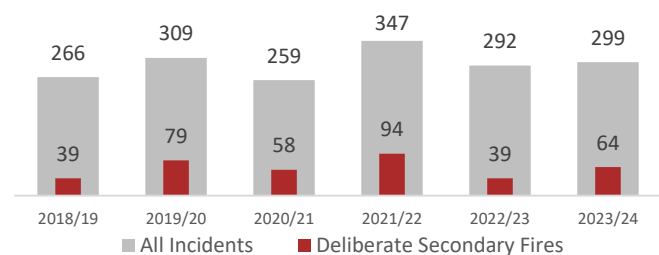
Primary Fire Ratio by Activity Type



Secondary Fire Ratio by Activity Type



Deliberate Fires Compared to Operational Activity



Definitions

Primary Fires - all fires in buildings, vehicles and outdoor structures or any fire involving casualties, rescues or fires attended by five or more appliances

Secondary Fires - fire incidents that did not occur at a primary location, was not a chimney fire in an occupied building, did not involve casualties (otherwise categorised as a primary incident) and was attended by four or fewer appliances.

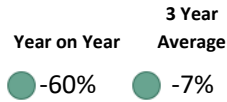
It is disappointing to report a 60% increase on the year on year indicator however, it is worth noting that this is against a low figure within the same reporting period last year and this is reflected in the 2% increase on the 3 year average. Refuse and grassland fires are again, the main contributors to the increase in this indicator.

Non Domestic Fire Safety

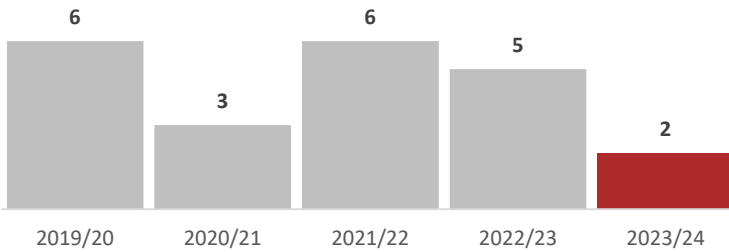
13



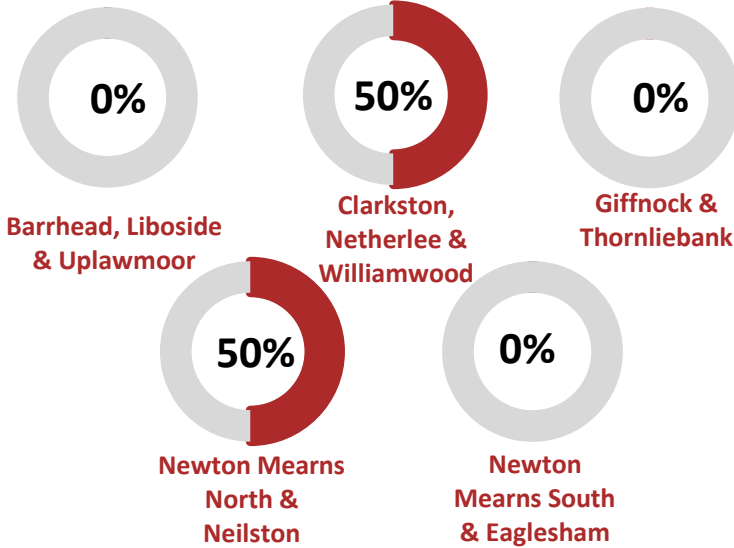
Performance Summary



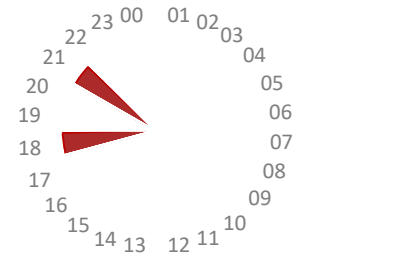
Non Domestic Fires



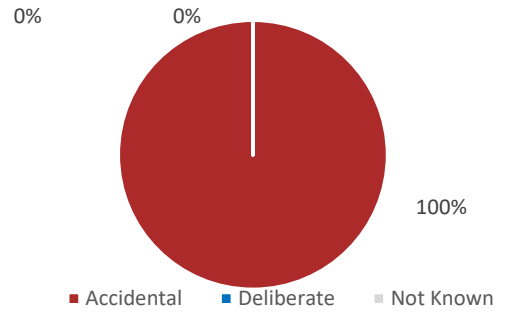
Non-Domestic Fires by Ward (% share)



Non-Domestic Fires by Time of Day



Non-Domestic Fires by Nature of Origin



Severity of Non-Domestic Fires



Non-Domestic Fires by Premises Type

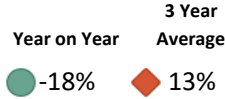


It is positive to report a 60% decrease in the year on year indicator and a 7% reduction on the 3 year average in Non Domestic Fires. One incident involved a commercial premises with no damage and the other incident involved a fire within a domestic shed.

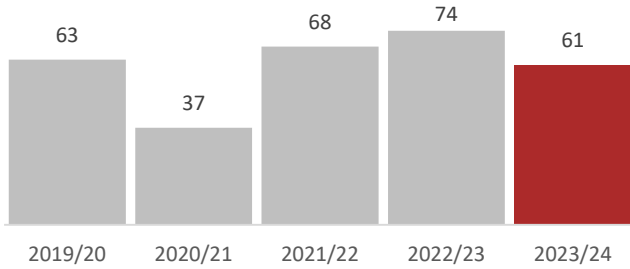
Unwanted Fire Alarm Signals



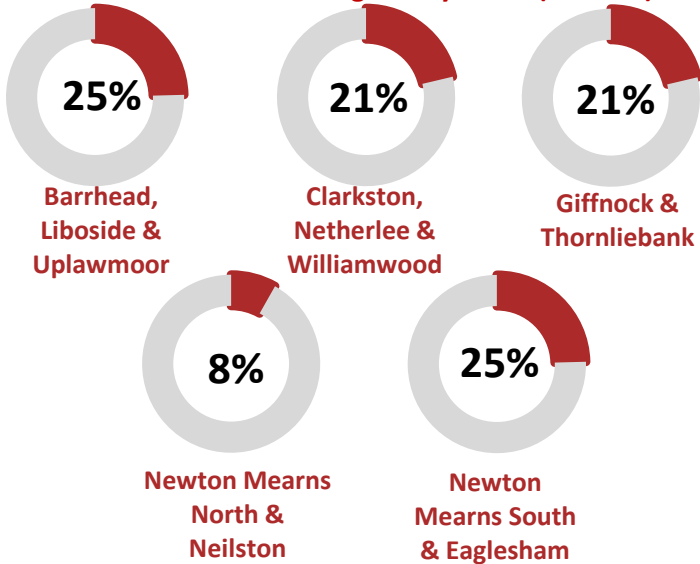
Performance Summary



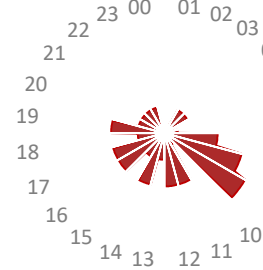
Unwanted Fire Alarm Signals



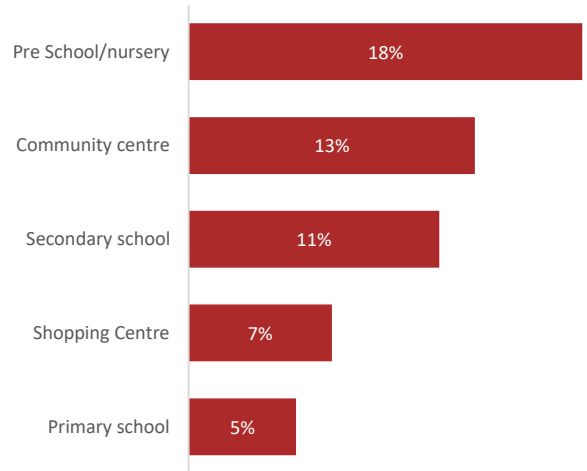
Unwanted Fire Alarm Signals by Ward (% share)




Unwanted Fire Alarm Signals by Time of Day



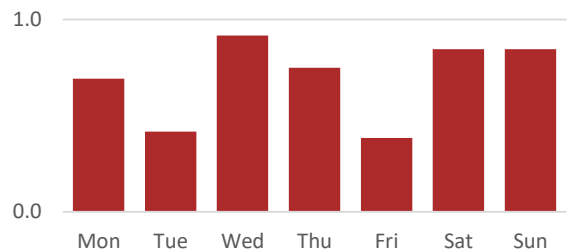
Unwanted Fire Alarm Signals - Top 5 Premises



Unwanted Fire Alarm Signals Activity Ratios



Average Unwanted Fire Alarm Signals per Day



It is positive to report a reduction of 18% against the year on year indicator for UFAS. We do see a slight increase of 13% on the 3 year average and this is disappointing as you will note that again the majority of UFAS incidents are avoidable and caused by human error or faulty equipment predominantly within the education setting.